



National Statistics Office of Georgia

EMPLOYMENT AND UNEMPLOYMENT
IN GEORGIA
2018
IV QUARTER



19.02.2019
www.geostat.ge

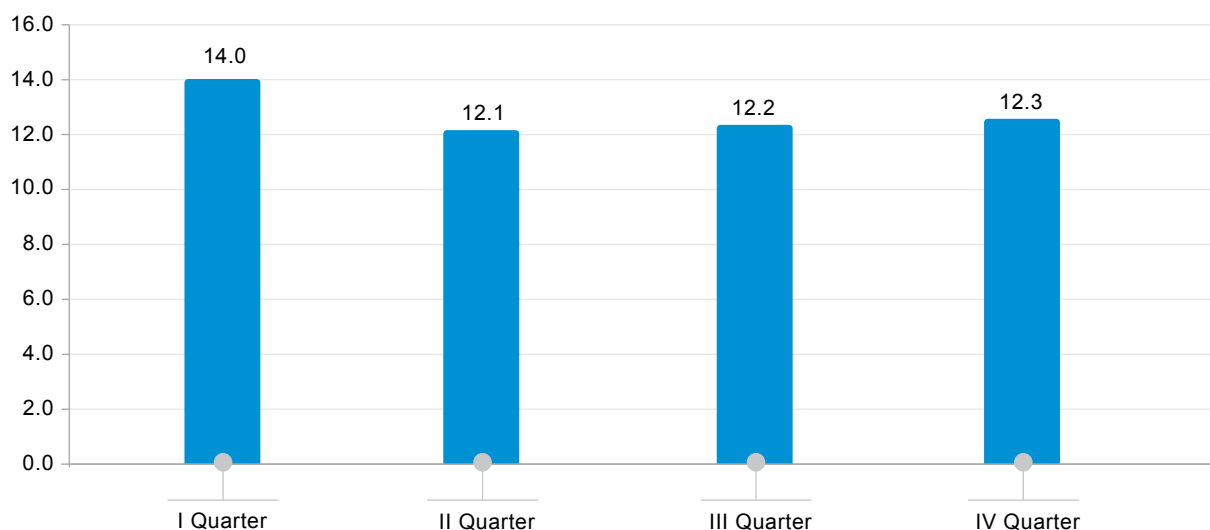
19.02.2019

EMPLOYMENT AND UNEMPLOYMENT

(IV QUARTER, 2018 YEAR)

In IV quarter 2018 year the unemployment rate increased by 0.1 percentage point compared to the previous quarter and equaled 12.3 percent.

UNEMPLOYMENT RATE IN GEORGIA BY QUARTERS 2018, %



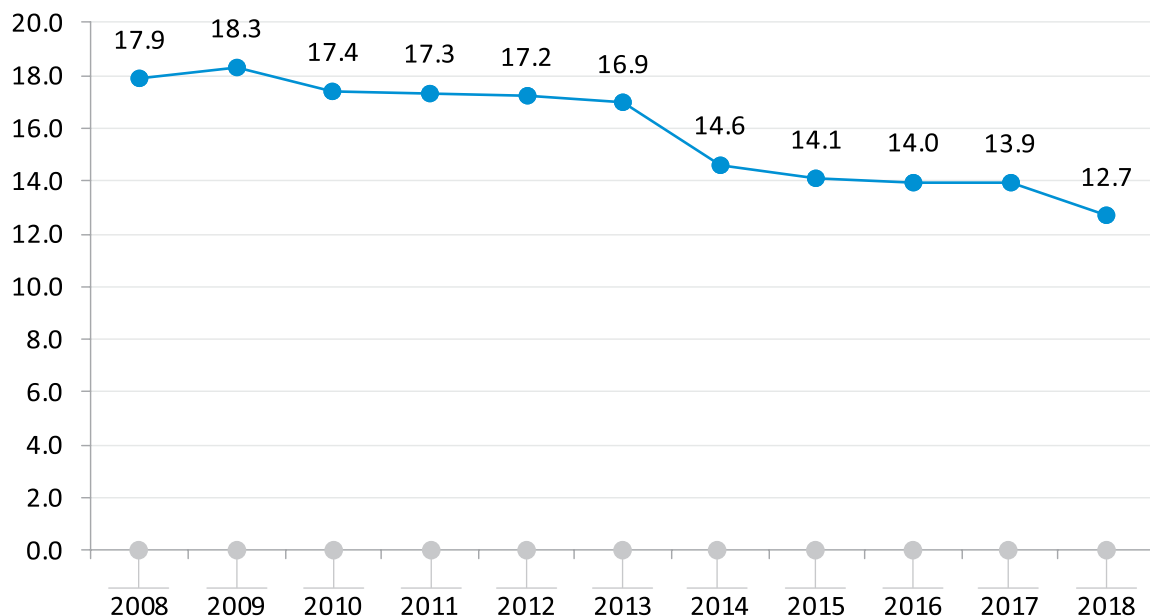
In 2018 the annual unemployment rate decreased by 1.2 percentage points compared to 2017 and amounted to 12.7 percent.

It should be noted that the downtrend in the unemployment rate is maintained during the last nine years, furthermore in 2018 unemployment rate reached the lowest level within the past 15 years¹.

¹The detailed annual data on employment and unemployment for 2018 will be available on 17 May, 2019.

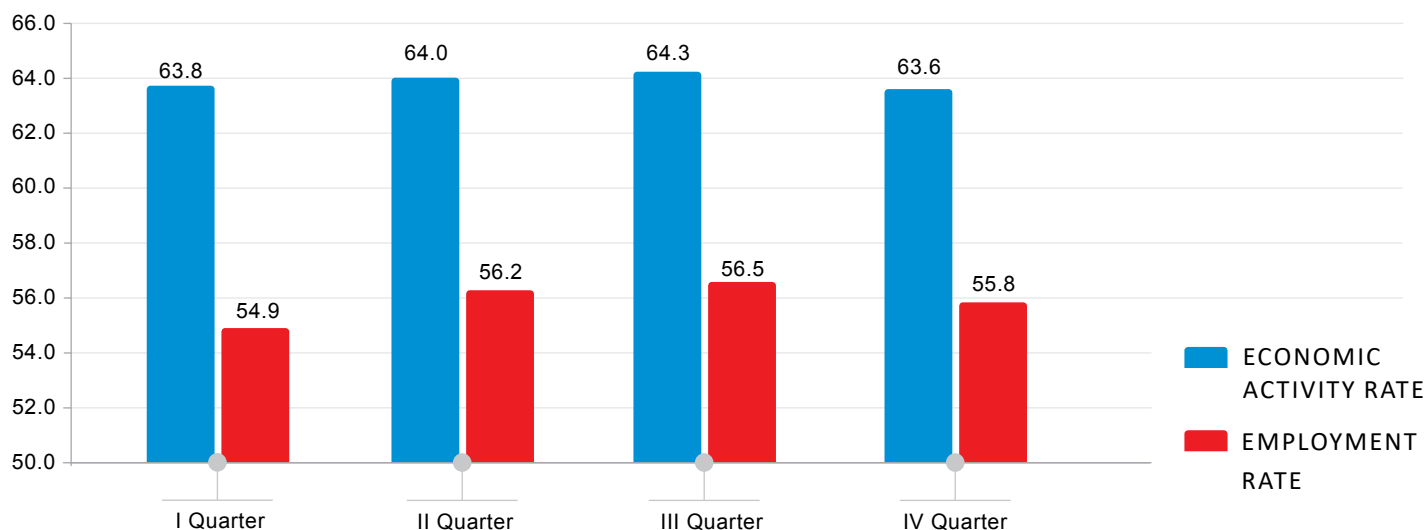
19.02.2019

UNEMPLOYMENT RATE IN GEORGIA, %



In IV quarter 2018 economically active population constituted 63.6 percent of the working age population (population aged 15 and older). In comparison to the previous quarter, the economic activity rate and employment rate decreased by 0.7 percentage points. The employment rate in urban settlements decreased by 0.2 percentage points compared to the previous quarter and in rural settlements - 1.3 percentage points. Compared to the previous quarter the economic activity rate in rural settlements decreased by 1.6 percentage points, while in urban settlements remained unchanged.

EMPLOYMENT AND ECONOMIC ACTIVITY RATES IN GEORGIA BY QUARTERS 2018, %

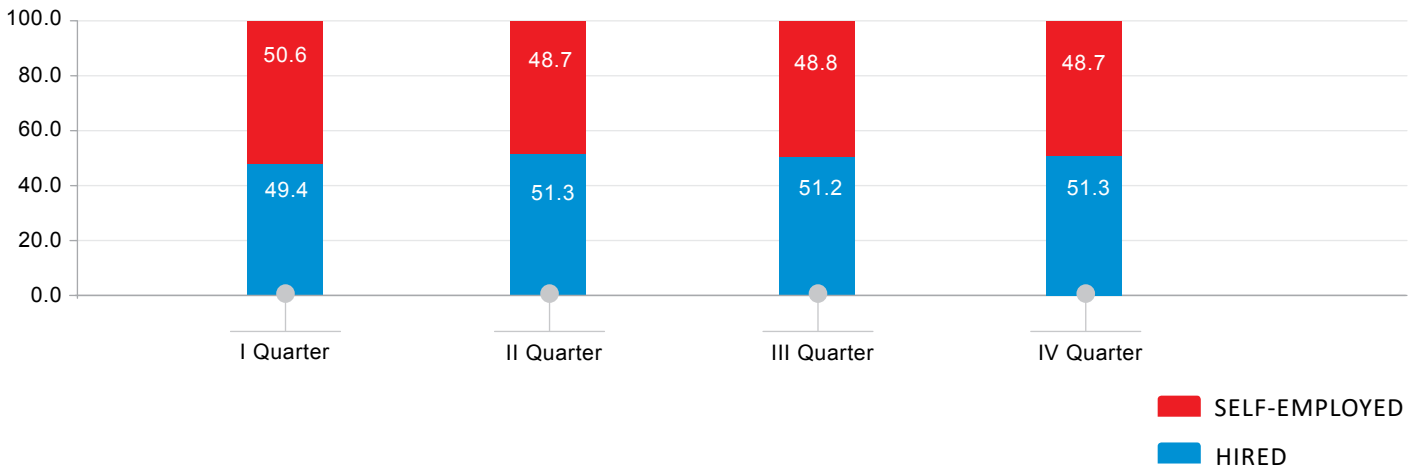


NATIONAL STATISTICS OFFICE OF GEORGIA

19.02.2019

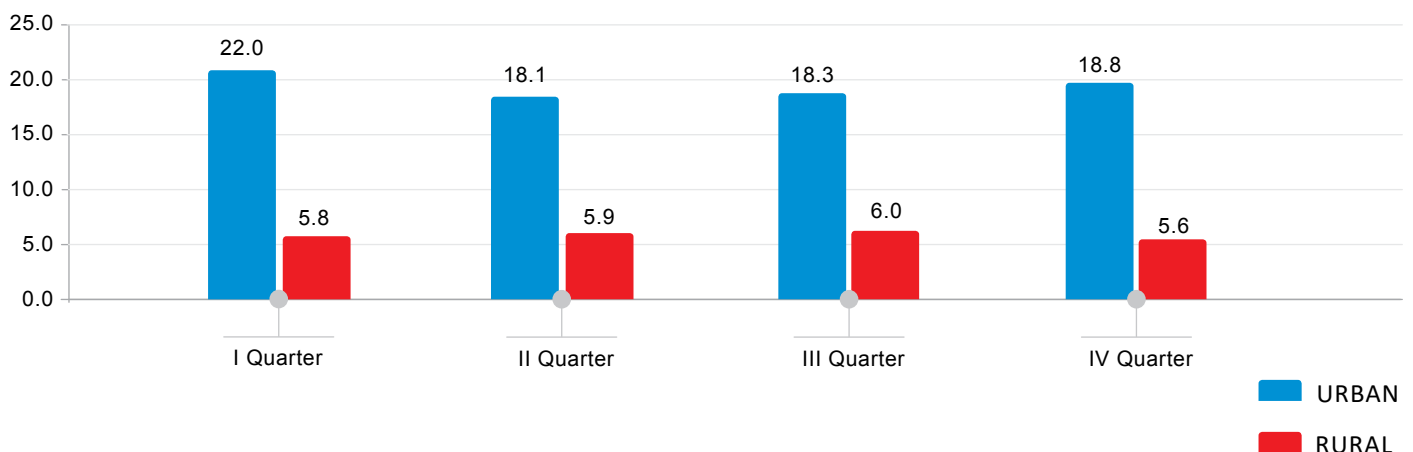
In IV quarter 2018 the share of self-employed persons were 48.7 percent of the total employed population, which is reduced by 0.1 percentage points compared to the previous quarter.

DISTRIBUTION OF EMPLOYED IN GEORGIA BY QUARTERS 2018, %



The unemployment rate is much lower in rural settlements than in urban settlements. In IV quarter 2018, the unemployment rate in rural settlements was reduced by 0.4 percentage points compared to the previous quarter, while in urban settlements increased by 0.5 percentage points.

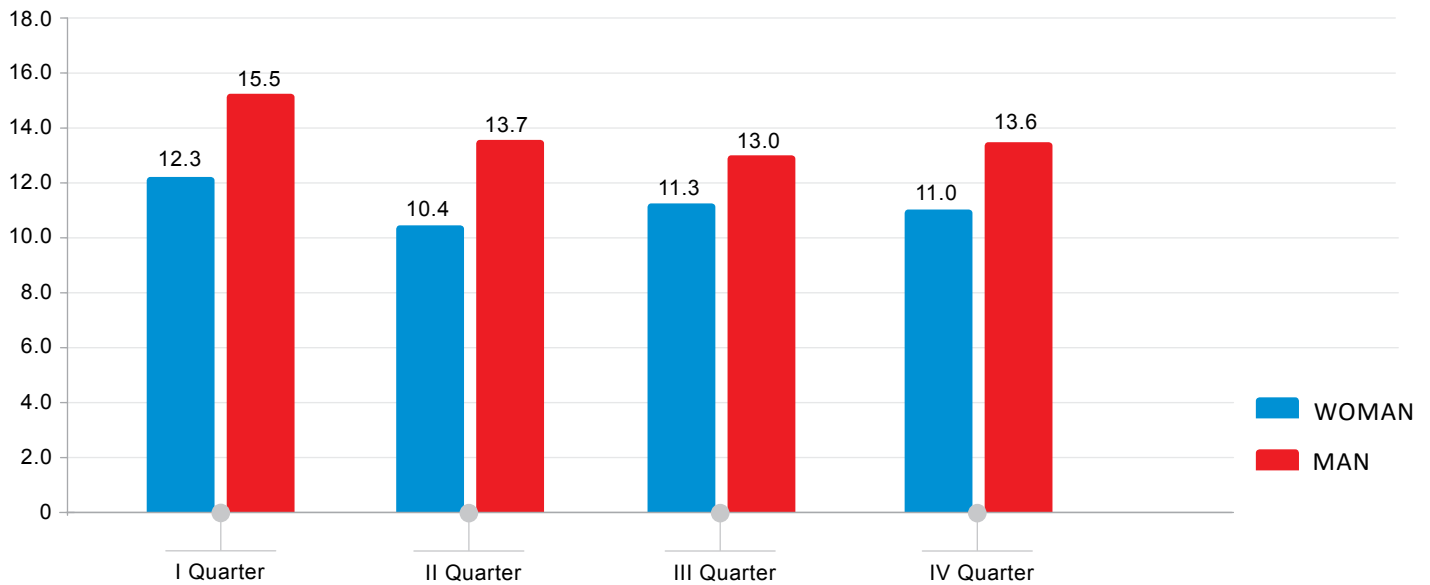
UNEMPLOYMENT RATE BY URBAN-RURAL AND QUARTERS 2018, %



Traditionally, the unemployment rate is higher for men than women. In IV quarter 2018 the indicator was 2.6 percentage points higher for men compared to the corresponding indicator for women. Moreover, compared to the previous quarter, the unemployment rate decreased by 0.3 percentage points for women and increased by 0.6 percentage points for men.

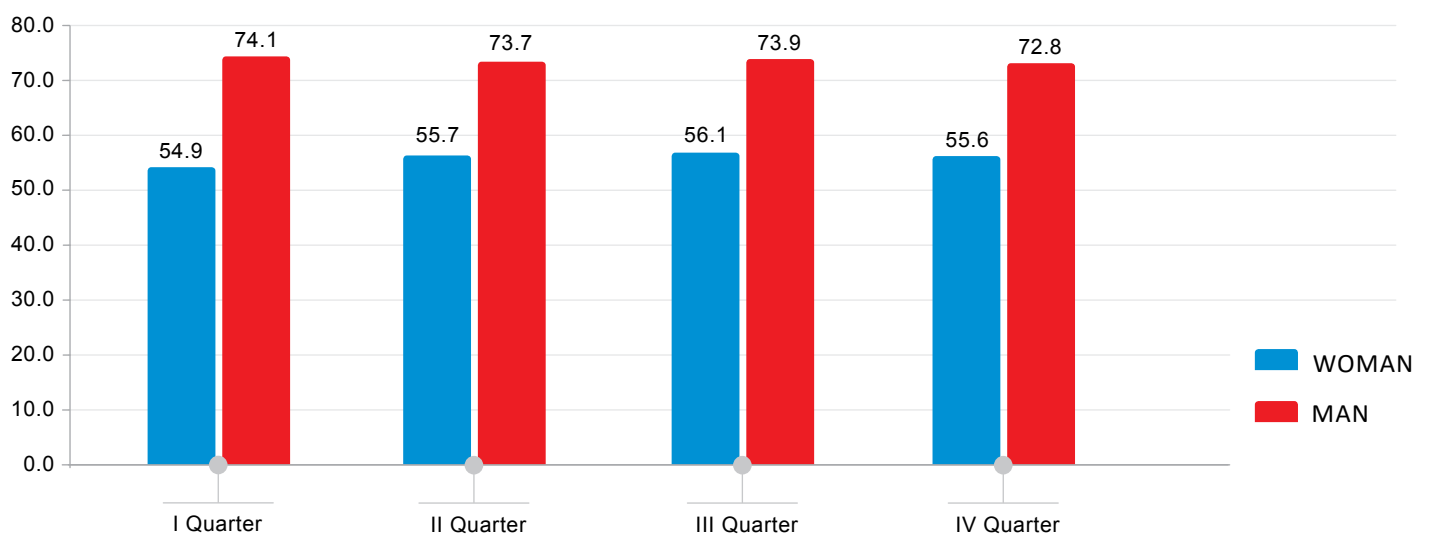
19.02.2019

UNEMPLOYMENT RATE BY GENDER AND QUARTERS 2018, %



The activity rate is higher for men. In IV quarter 2018 the indicator was 55.6 percent for women, while 72.8 percent was for men. Compared to the previous quarter, the activity rate is reduced for both men and women by 0.5 and 1.1 percentage points, respectively.

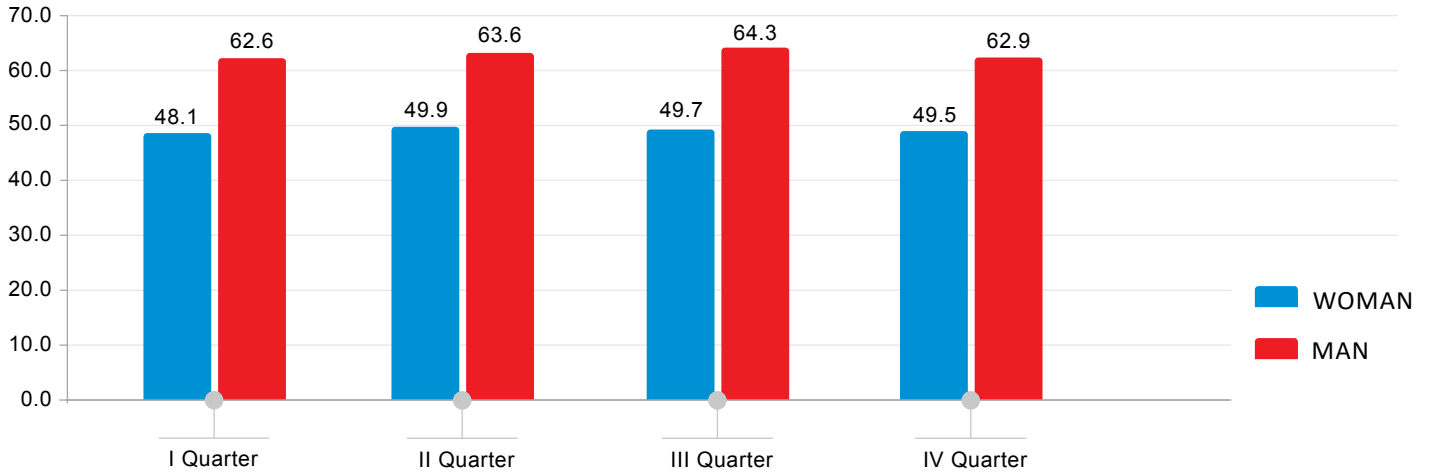
ECONOMIC ACTIVITY RATE BY GENDER AND QUARTERS 2018, %



The chart below illustrates the employment rate by gender, according to the 2018 quarters:

19.02.2019

EMPLOYMENT RATE BY GENDER AND QUARTERS 2018, %



Contact person:

Irma Gvilava, Tel: (+995 32) 236 72 10 (608)

Fax: (+995 32) 236 72 13. E-mail: igvilava@geostat.ge