



National Statistics Office of Georgia

PRODUCER PRICE INDEX FOR INDUSTRIAL
PRODUCTS IN GEORGIA

2019
JANUARY



20.02.2019
www.geostat.ge

20.02.2019

**PRODUCER PRICE INDEX FOR INDUSTRIAL PRODUCTS IN GEORGIA
JANUARY 2019**

Producer Price Index for Industrial Products increased by 0.1 percent over December 2018, while compared to the corresponding month of the preceding year the index growth amounted to 2.3 percent.

The prices for **manufactured products** increased by 0.1 percent **compared to the previous month**, resulting in a 0.09 percentage point contribution to the overall monthly PPI change. Within the manufactured products noteworthy price increases were registered for pulp, paper and paper products (16.1 percent) and food products, beverages and tobacco (1.3 percent). On the other hand, there was a downward effect on the index change due to the 10.0 percent price decrease for chemicals, chemical products and man-made fibers.

Electrical energy, gas, steam and hot water: the price increase amounted to 0.5 percent, which contributed 0.06 percentage points to the overall index change.

The **annual PPI** rate was mainly affected by price changes for the following products:

- **Manufactured products:** the prices increased by 3.1 percent, contributing 2.43 percentage points to the overall annual index growth. There was an increase in the prices for food products, beverages and tobacco products (4.9 percent), also for pulp, paper and paper products (14.3 percent). In the meantime, the prices decreased by 14.1 percent for wood and products of wood and cork;
- **Electrical energy, gas, steam and hot water:** the prices increased by 1.4 percent and contributed 0.19 percentage points to the overall PPI change;
- **Products from mining and quarrying:** the prices were lower by 4.2 percent, which reduced the total annual index change by 0.28 percentage points. The price were lower for metal ores and other mining and quarrying products (-4.9 percent).

The following table presents the Producer Price Index (compared to the previous month and the corresponding month of the previous year) and the relevant contributions of the products to the changes in the overall index

NATIONAL STATISTICS OFFICE OF GEORGIA

20.02.2019

PRODUCER PRICE INDEX FOR INDUSTRIAL PRODUCTS IN GEORGIA JANUARY 2019

Code	Groups	OVER DECEMBER 2018	CONTRIBUTIONS* TO MONTHLY CHANGES	OVER JANUARY 2018	CONTRIBUTIONS* TO ANNUAL CHANGES
	Total	100.1	0.10	102.3	2.35
C	Products from mining and quarrying	99.2	-0.05	95.8	-0.28
CA	Coal and lignite; peat; crude petroleum and natural gas; uranium and thorium	100.6	0.00	102.7	0.02
CB	Metal ores and other mining and quarrying products	99.1	-0.05	95.1	-0.30
D	Manufactured products	100.1	0.09	103.1	2.43
DA	Food products, beverages and tobacco	101.3	0.45	104.9	1.79
DB	Textiles and textile products	98.5	-0.03	97.5	-0.05
DC	Leather and leather products	100.0	0.00	102.8	0.01
DD	Wood and products of wood and cork (except furniture); articles of straw and plaiting materials	98.4	-0.02	85.9	-0.44
DE	Pulp, paper and paper products; recorded media; printing services	116.1	0.52	114.3	0.49
DF	Coke, refined petroleum products and nuclear fuel	100.0	0.00	109.4	0.07
DG	Chemicals, chemical products and man-made fibers	90.0	-0.54	92.9	-0.39
DH	Rubber and plastic products	97.1	-0.09	109.4	0.30
DI	Other non metallic mineral products	99.8	-0.02	103.4	0.35
DJ	Basic metals and fabricated metal products	98.7	-0.21	102.5	0.21
DK	Machinery and equipment n.e.c.	100.3	0.00	101.9	0.01
DL	Electrical and optical equipment	100.5	0.00	100.5	0.00
DN	Other manufactured goods n.e.c.	100.8	0.01	105.9	0.10
E	Electrical energy, gas, steam and hot water	100.5	0.06	101.4	0.19

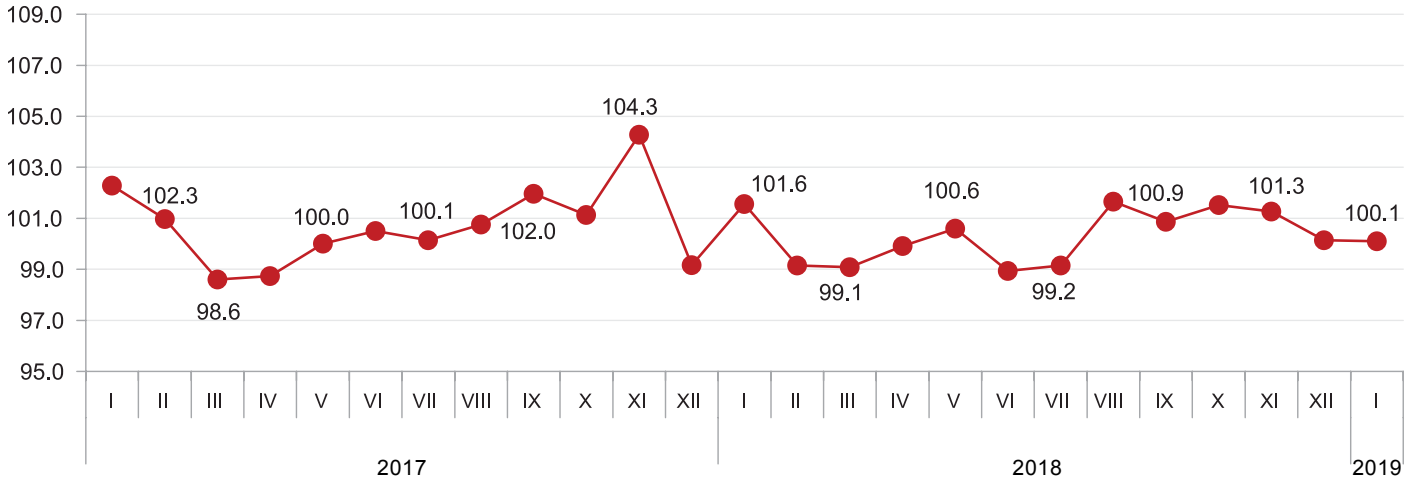
* Individual contributions may not sum up to the total changes in the index due to rounding.

NATIONAL STATISTICS OFFICE OF GEORGIA

20.02.2019

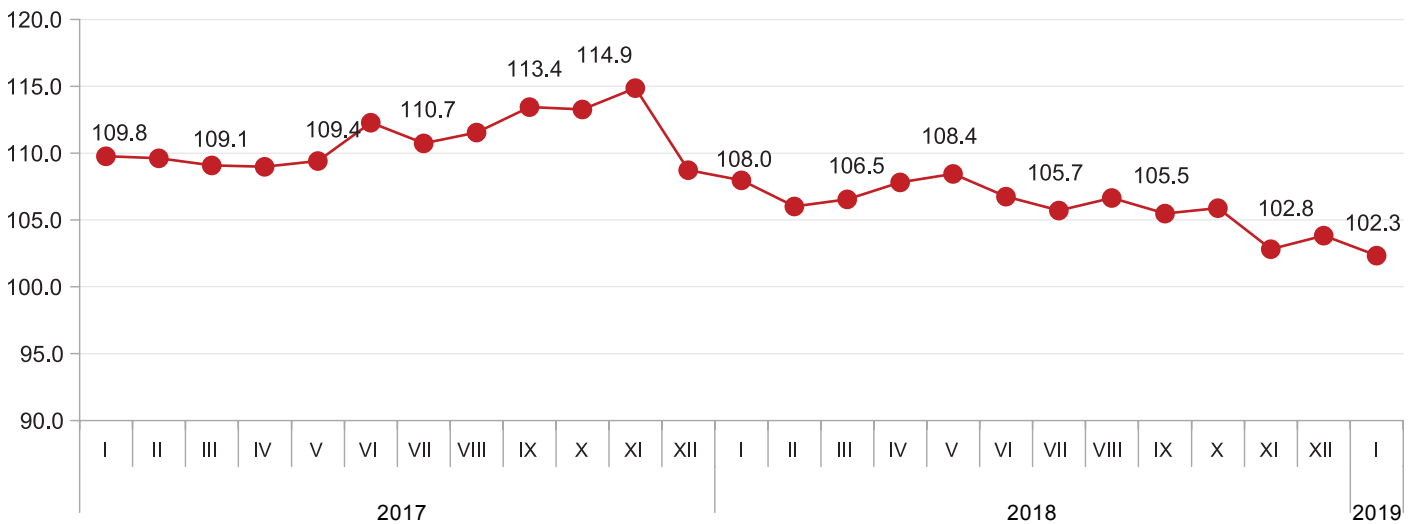
PRODUCER PRICE INDEX FOR INDUSTRIAL PRODUCTS

(PREVIOUS MONTH=100)



PRODUCER PRICE INDEX FOR INDUSTRIAL PRODUCTS

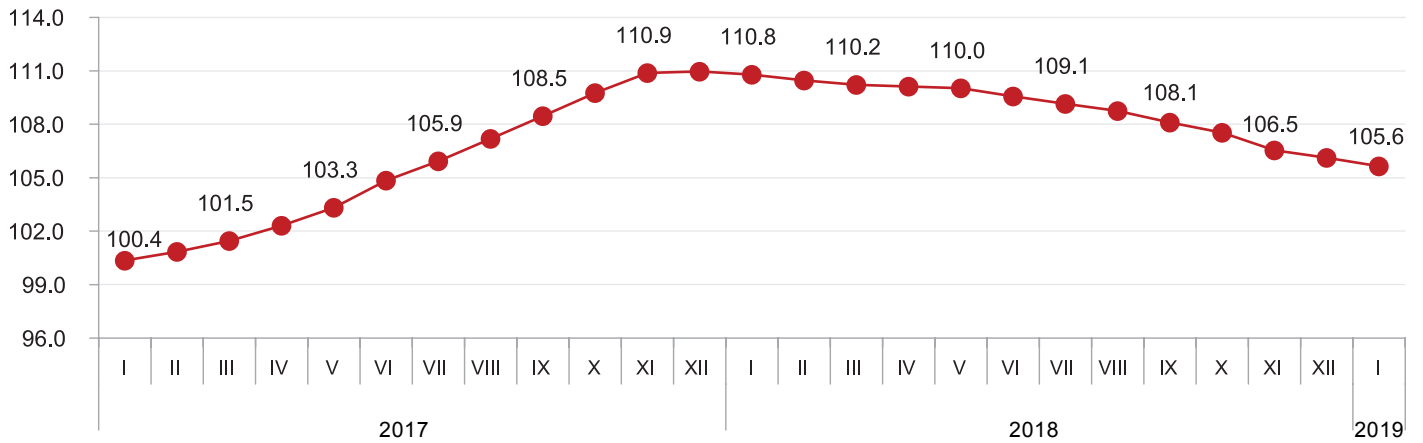
(THE SAME MONTH OF THE PREVIOUS YEAR =100)



NATIONAL STATISTICS OFFICE OF GEORGIA

20.02.2019

PRODUCER PRICE INDEX FOR INDUSTRIAL PRODUCTS (12 MONTH AVERAGE OVER THE PREVIOUS 12 MONTH AVERAGE)



Contact person: Giorgi Tetrauli. Tel: (+995 32) 236 72 10 (400). E-mail: gtetrauli@geostat.ge