



National Statistics Office of Georgia

EARNINGS STATISTICS 2018 IV QUARTER



18.03.2019

www.geostat.ge

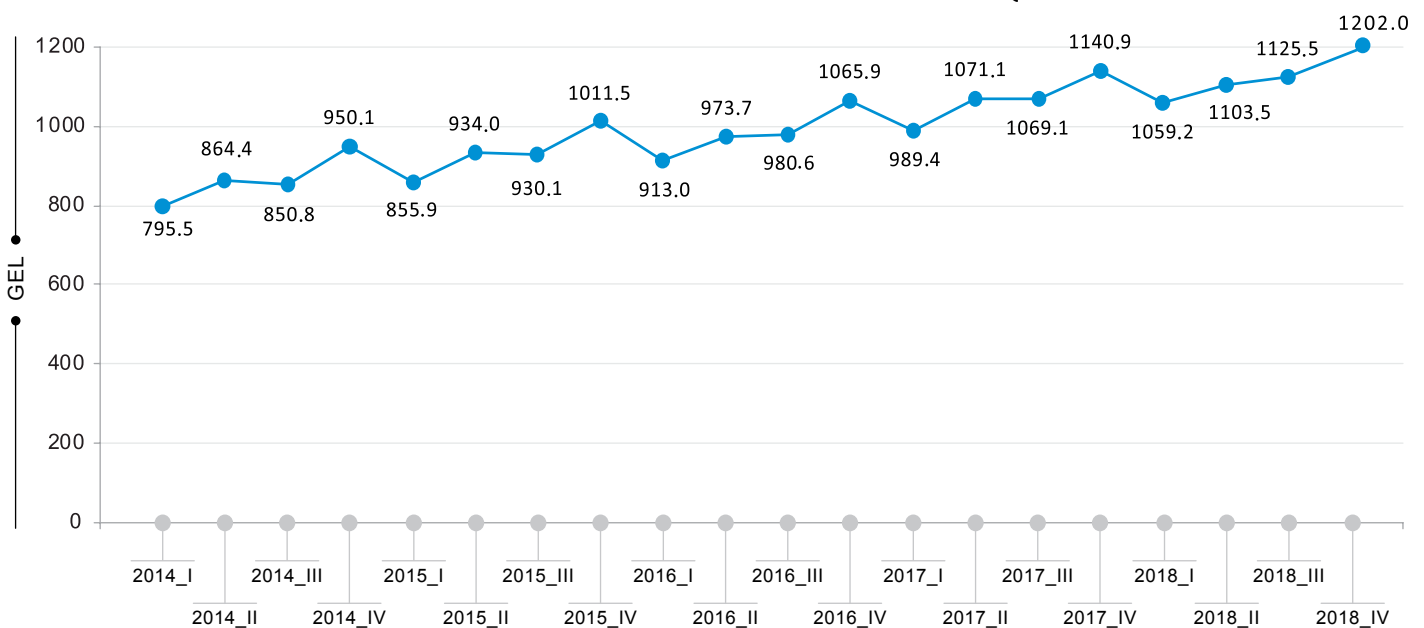
18.03.2019

EARNINGS STATISTICS

(IV QUARTER, 2018 YEAR)

In the IV quarter of 2018 year the average monthly earnings in Georgia increased by 61.1 Gel compared to the IV quarter of the previous year and amounted to 1202.0.

AVERAGE MONTHLY EARNINGS OF EMPLOYEES BY QUARTERS



In the IV Quarter of 2018 the majority sectors of economic activity indicated the increase of the average monthly earnings compared to the IV quarter of the previous year.

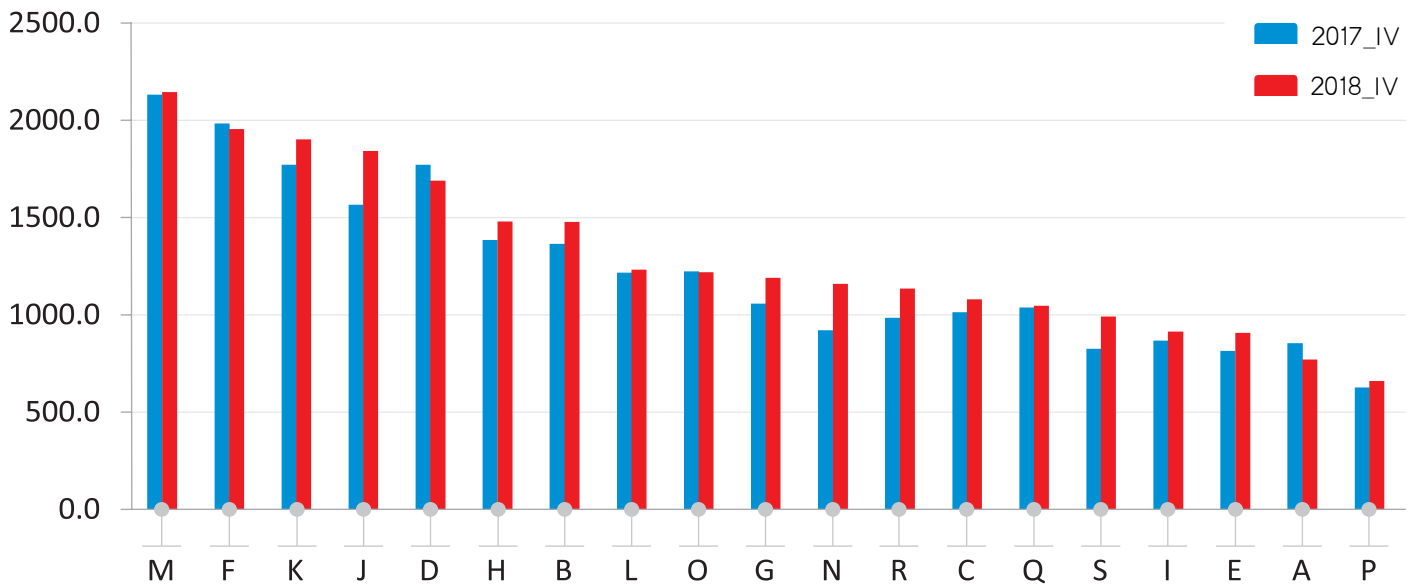
According to the economic activity the highest monthly earnings were observed in the following fields:

- Professional, scientific and technical activities – 2144.9 Gel (annual growth 0.6 percent)
- Construction – 1956.4 Gel (annual growth 1.4 percent)
- Financial and insurance activities – 1902.0 (annual growth 7.3 percent)

The chart below illustrates the distribution of the average monthly earnings by economic activity.

18.03.2019

AVERAGE MONTHLY EARNINGS OF EMPLOYEES BY ECONOMIC ACTIVITY

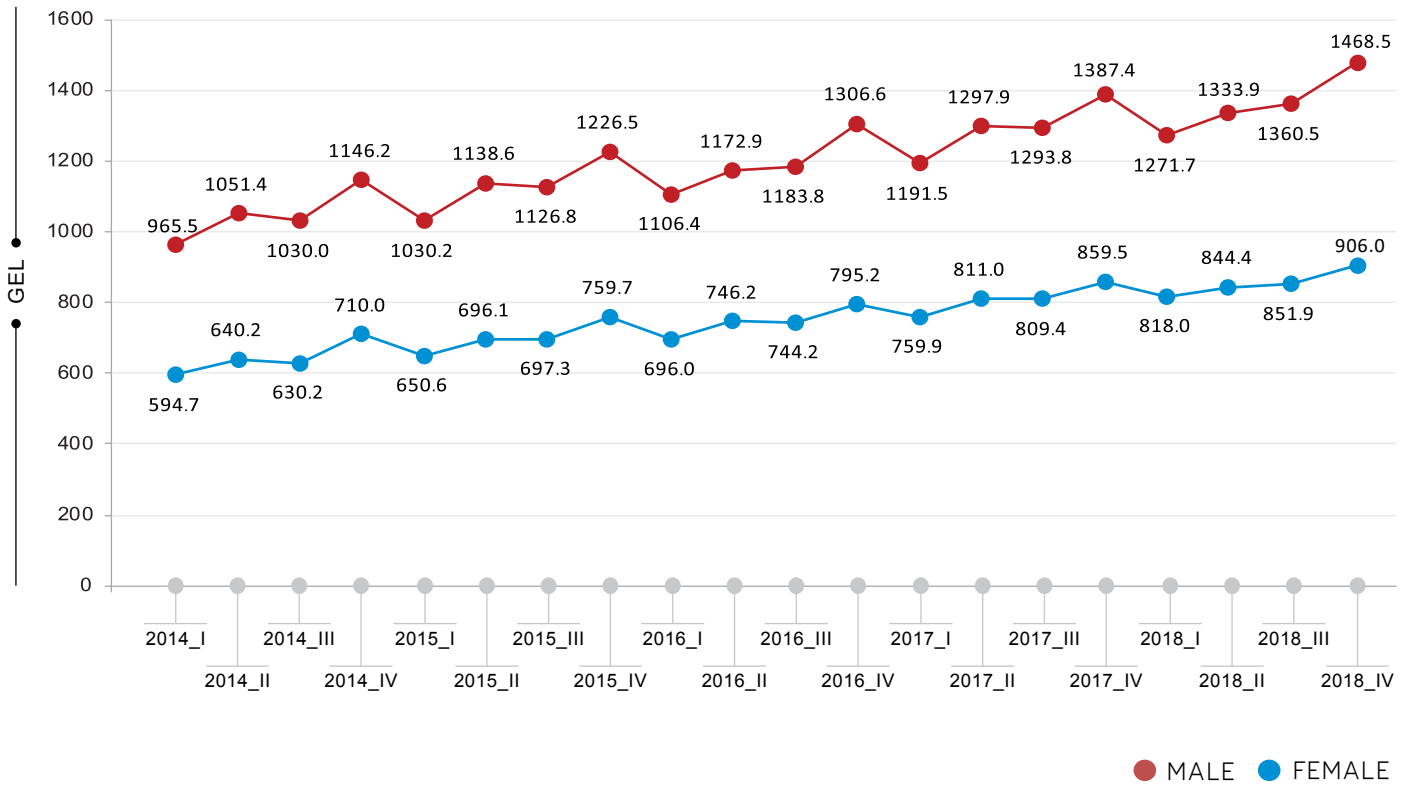


In the of 2018 the average earnings equaled to 906.0 Gel for women, while 1468.5 Gel for men and the annual growth of earnings amounted to 46.5 and 81.1 Gel, respectively.

In the majority of sectors of economics the average monthly earnings of men were higher compared to women.

18.03.2019

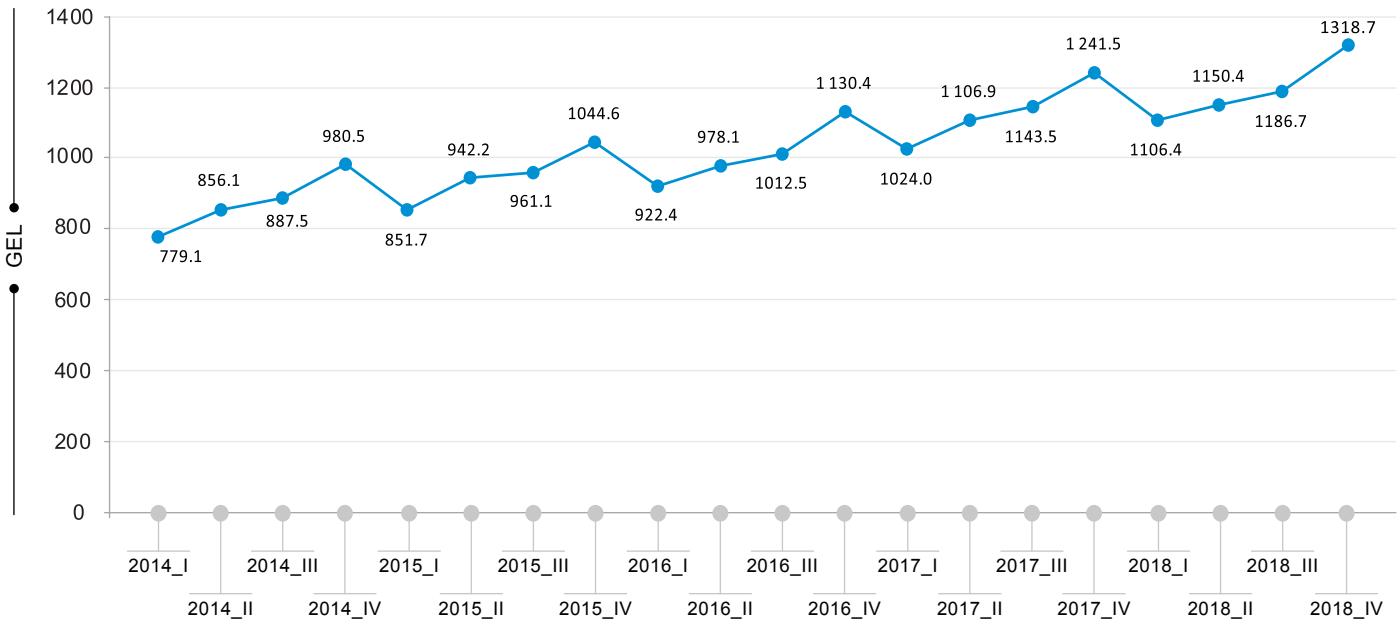
AVERAGE MONTHLY EARNINGS OF EMPLOYEES BY SEX



In IV Quarter 2018 the average monthly earnings of hired employees in business sector equaled to 1318.7 Gel (annual growth 77.2 Gel). According to the economic activity the highest monthly earnings were observed in the professional, scientific and technical activities (2484.9 Gel, annual growth 0.8 percent) and construction field (1968.0 Gel, annual growth -1.5 percent).

18.03.2019

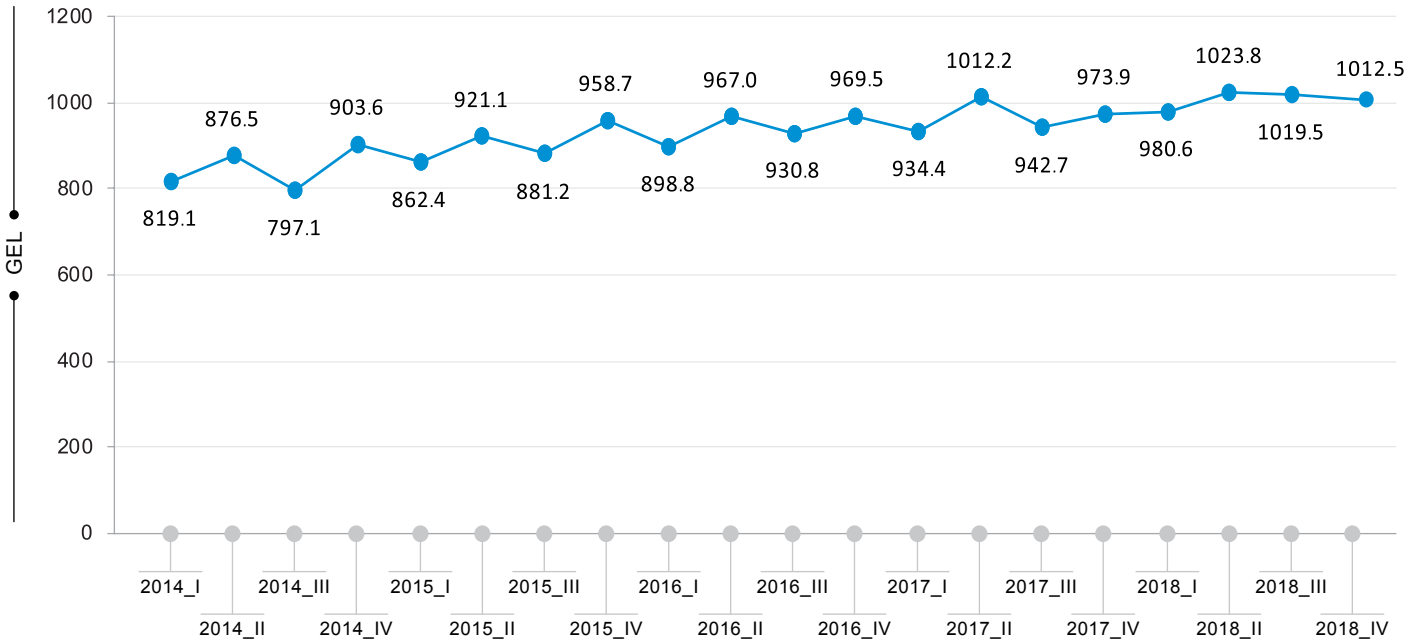
**AVERAGE MONTHLY EARNINGS OF EMPLOYEES IN
BUSINESS SECTOR BY QUARTERS**



In the IV Quarter 2018 compared to the IV quarter of the previous year, the average monthly earnings of hired employees in non-business and financial sector increased by 38.6 Gel and amounted to 1012.5 Gel. According to the economic activity the highest monthly earnings were observed in the financial and insurance activities and other service activities.

18.03.2019

**AVERAGE MONTHLY EARNINGS OF EMPLOYEES IN
BUSINESS SECTOR BY QUARTERS**



18.03.2019

NOTE

Classification of the economic activities used in the release is based on the European standard NACE rev.2

Definition of Sections

A	Agriculture, forestry and fishing
B	Mining and quarrying
C	Manufacturing
D	Electricity, gas, steam and air conditioning supply
E	Water supply, sewerage, waste management and remediation activities
F	Construction
G	Wholesale and retail trade; repair of motor vehicles and motorcycles
H	Transportation and storage
I	Accommodation and food service activities
J	Information and communication
K	Financial and insurance activities
L	Real estate activities
M	Professional, scientific and technical activities
N	Administrative and support service activities
O	Public administration and defense; compulsory social security
P	Education
Q	Human health and social work activities
R	Arts, entertainment and recreation
S	Other service activities

Contact person:

Irma Gvilava, Tel: (+995 32) 236 72 10 (608)

Fax: (+995 32) 236 72 13. E-mail: igvilava@geostat.ge