



National Statistics Office of Georgia

DOMESTIC TOURISM STATISTICS 2018



15.03.2019

www.geostat.ge

15.03.2019

DOMESTIC TOURISM STATISTICS

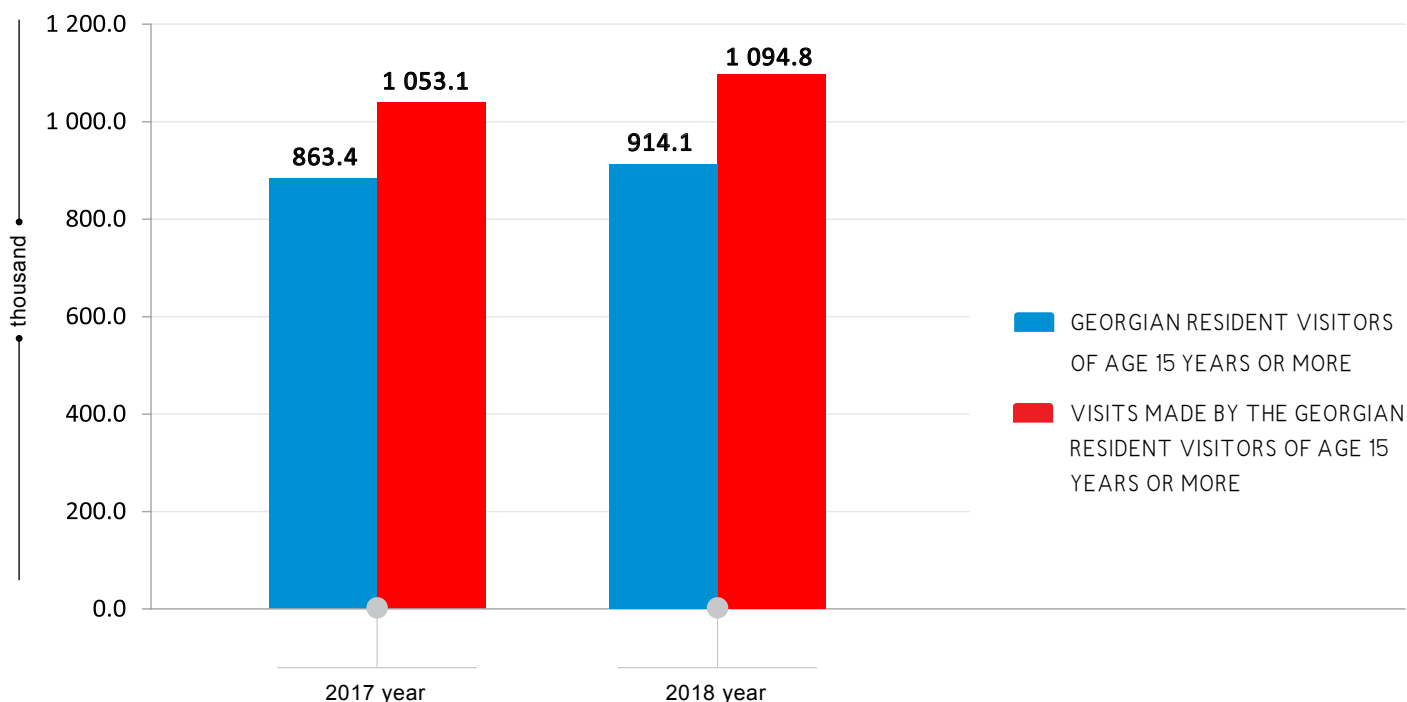
2018

In 2018, monthly average number of Georgian resident visitors aged 15 years or more equaled to 914.1 thousand, who made 1.1 million visits on the territory of Georgia. In comparison to 2017 number of visits has increased by 4 percent.

The chart below illustrates the monthly average number of Georgian resident visitors and visits made by them in 2017-2018:

Chart № 1

DISTRIBUTION OF THE MONTHLY AVERAGE NUMBER OF GEORGIAN RESIDENT VISITORS OF AGE 15 YEARS OR MORE AND VISITS MADE BY THEM

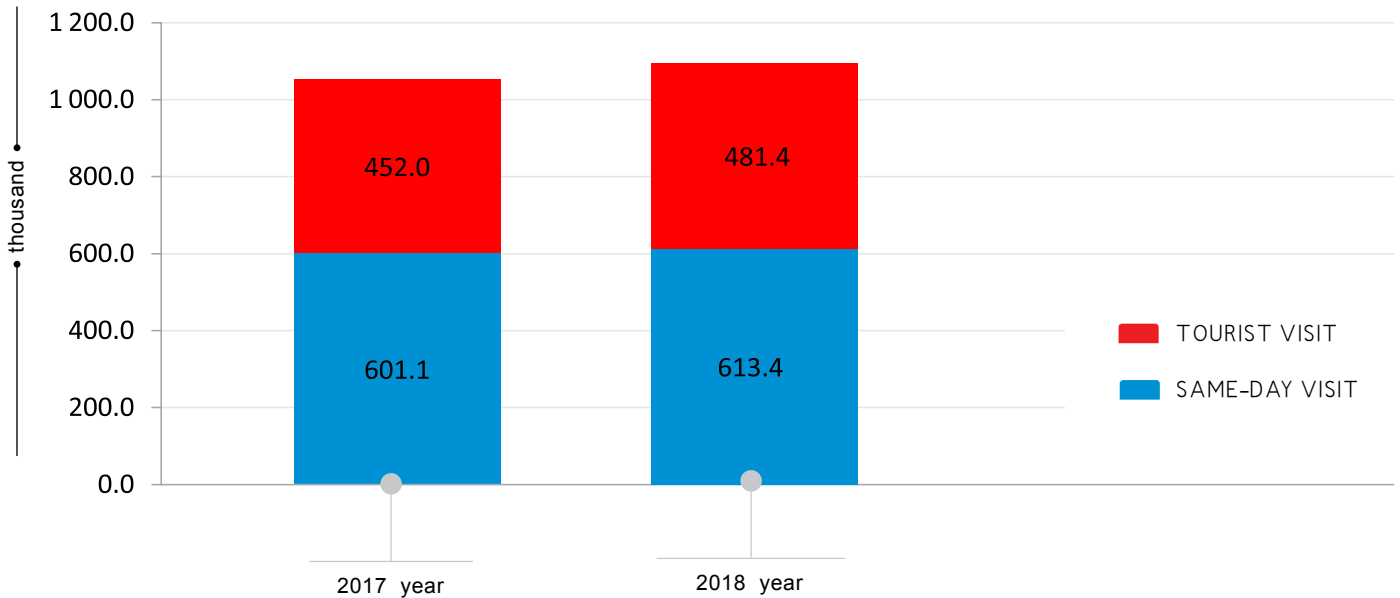


In 2018, the monthly average number of tourist visits of Georgian residents amounted to 481.4 thousand, which is 6.5 percent higher compared to 2017. The chart below illustrates the distribution of monthly average number of visits made by Georgian resident visitors by the type of visit:

15.03.2019

Chart № 2

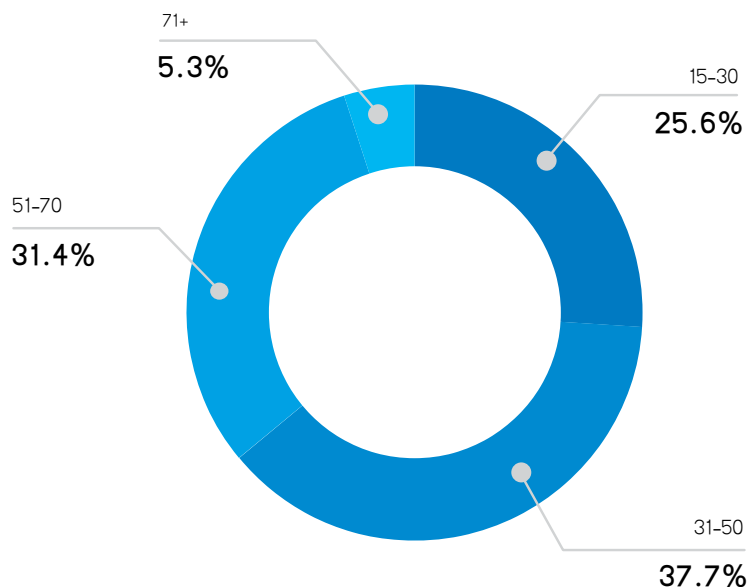
DISTRIBUTION OF THE VISITS MADE BY THE GEORGIAN RESIDENTS OF AGE 15 YEARS OR MORE BY THE TYPE OF VISIT



In 2018, 37.7 percent of visits were carried out by the visitors of 31-50 age group. Number of women visitors were 54.9 percent out of the visitors' total number:

Chart № 3

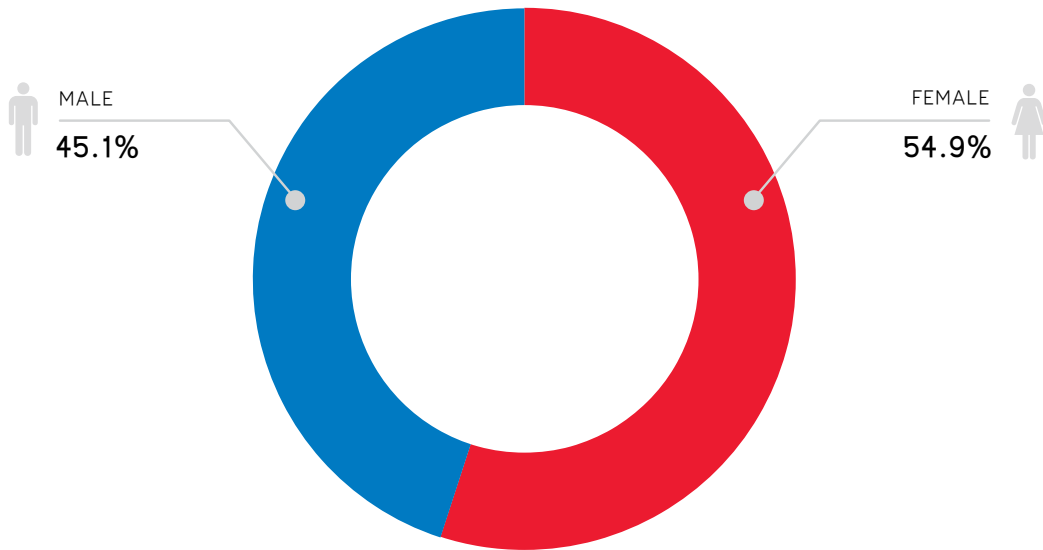
DISTRIBUTION OF THE MONTHLY AVERAGE NUMBER OF GEORGIAN RESIDENT VISITORS OF AGE 15 YEARS OR MORE BY THE AGE GROUPS



15.03.2019

Chart № 4

**DISTRIBUTION OF THE MONTHLY AVERAGE NUMBER OF GEORGIAN
RESIDENT VISITORS OF AGE 15 YEARS OR MORE BY GENDER**



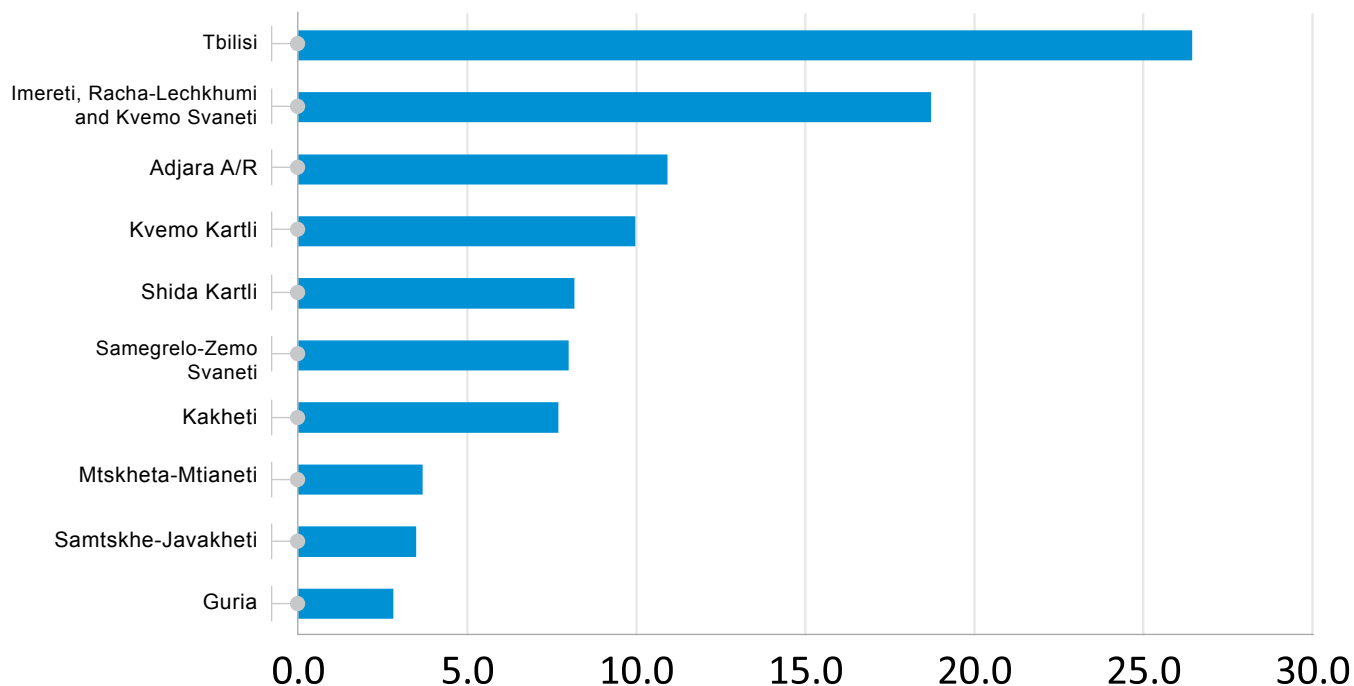
According to the survey results, 26.4 percent of visitors are the residents of Tbilisi, 18.6 percent - Imereti, Racha-Lechkhumi and Kvemo Svaneti region, 11.1 percent – Adjara region, while the rest of the regions are represented by the lowest share in the structure.

The chart below illustrates the distribution of the monthly average number of Georgian residents of age 15 years or more by the region of residence:

15.03.2019

Chart № 5

DISTRIBUTION OF THE MONTHLY AVERAGE NUMBER OF GEORGIAN RESIDENT VISITORS OF AGE 15 YEARS OR MORE BY PLACE OF RESIDENCE, %



In 2018, the main purpose of majority visits (51.8 percent) was visiting friends/relatives:

15.03.2019

(TABLE №1)

DISTRIBUTION OF THE MONTHLY AVERAGE NUMBER OF VISITS MADE BY THE GEORGIAN RESIDENTS OF AGE 15 YEARS OR MORE BY THE MAIN PURPOSE OF THE VISIT, THOUSAND

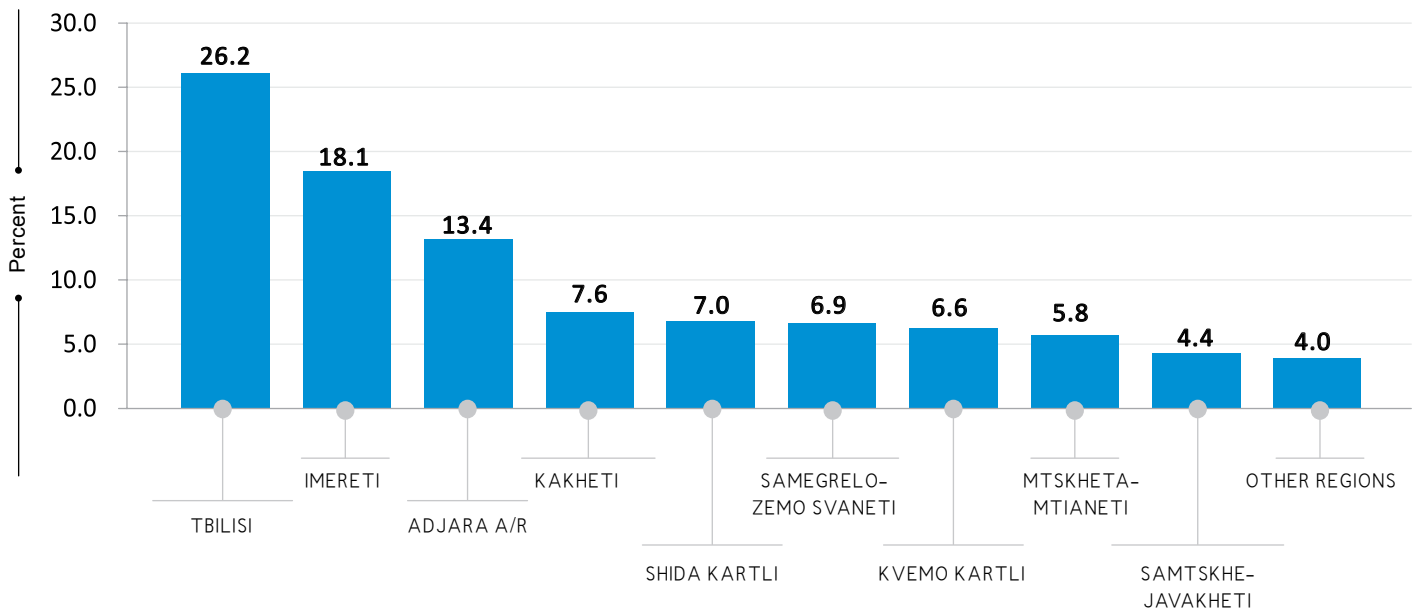
	NUMBER OF VISITS	SHARE, %
Visiting friends/relatives	566.7	51.8
Shopping	145.1	13.3
Health and Medical Care	115.1	10.5
Holiday, Leisure, Recreation	99.1	9.1
Visiting other house	80.4	7.3
Business or Professional	47.7	4.4
Religion/Pilgrimage	17.3	1.6
Education or trainings	5.2	0.5
Other	18.0	1.6
TOTAL	1094.8	100.0

The majority of the visits comes on Tbilisi (average 288.8 thousand visits per month) and Imereti region (198.9 thousand visits per month). The chart below shows the distribution of monthly average number of visits by visited regions:

15.03.2019

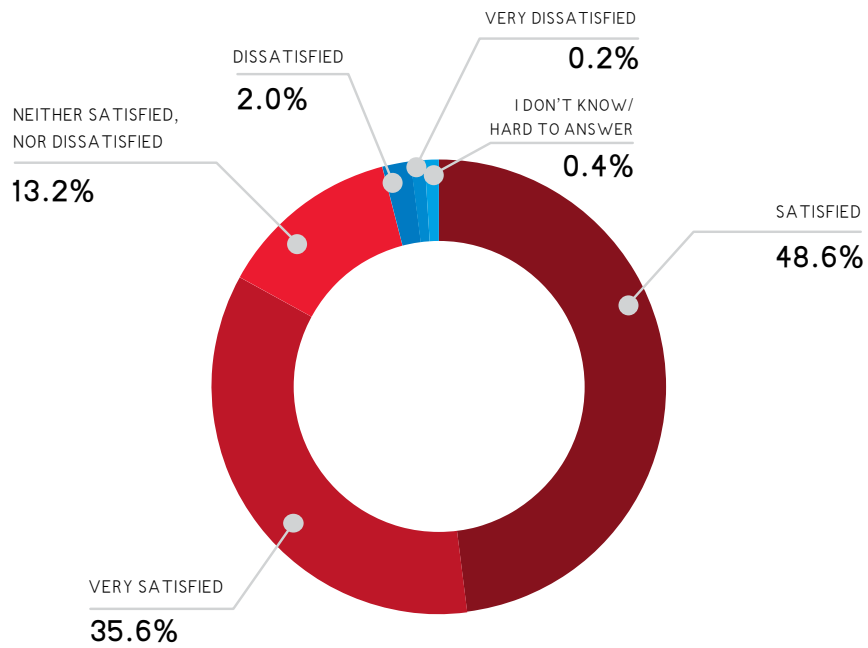
Chart № 6

DISTRIBUTION OF THE MONTHLY AVERAGE NUMBER OF VISITS MADE BY THE GEORGIAN RESIDENTS OF AGE 15 YEARS OR MORE BY THE VISITED REGIONS



The diagram below illustrates the distribution of the number of visits carried out by Georgian residents of age 15 years or more by the level of satisfaction:

DISTRIBUTION OF THE MONTHLY AVERAGE NUMBER OF VISITS MADE BY THE GEORGIAN RESIDENTS OF AGE 15 YEARS OR MORE BY THE SATISFACTION LEVEL



15.03.2019

In 2018, the monthly average expenditure during the visits equaled to 144.8 million GEL that is 6.5 percent higher compared to 2017. As for the average cost of the visit, the increase is 2.5 percent and is equal to 132.3 GEL.

(TABLE №2)
DISTRIBUTION OF THE MONTHLY AVERAGE EXPENDITURE OF GEORGIAN RESIDENT VISITORS OF AGE 15 OR MORE BY THE EXPENDITURE CATEGORIES

	EXPENDITURE (MLN. GEL)	SHARE, %	AVERAGE EXPENDITURE PER VISIT (GEL)
Accommodation	7.2	5.0	6.6
Holiday, leisure, recreation, cultural and sporting activities	2.1	1.5	2.0
Foods and drinks	33.3	23.0	30.4
Shopping	48.6	33.5	44.4
Transport	25.4	17.6	23.2
Other expenditure	28.2	19.4	25.7
TOTAL EXPENDITURE	144.8	100.0	132.3

Contact person:

Giorgi Sanadze Tel.: 2 36 72 10 (200), E-mail: gsanadze@geostat.ge

Mariam Kavelashvili Tel.: 2 36 72 10 (020), E-mail: mkavelashvili@geostat.ge