



National Statistics Office of Georgia

EXTERNAL MERCHANDISE TRADE IN GEORGIA

2019

JANUARY

(PRELIMINARY RESULTS)

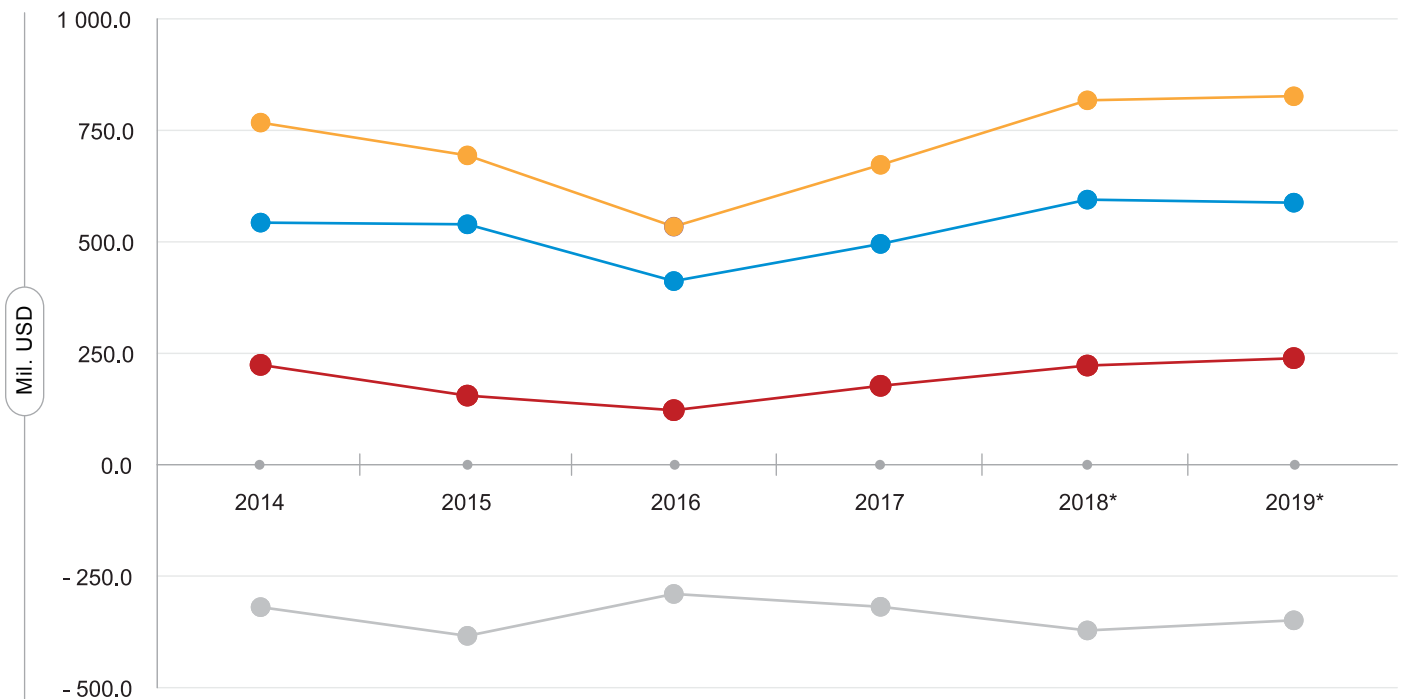
13.02.2019

13.02.2019

**EXTERNAL MERCHANDISE TRADE OF GEORGIA IN JANUARY 2019
(PRELIMINARY)**

External Merchandise Trade (excluding non-declared trade) of Georgia amounted to USD 826.8 million in January 2019 (preliminary data), 1.2 percent higher year-on-year. The value of export increased by 7.2 percent reaching USD 238.8 million, while the import decreased by 1.1 percent and amounted to USD 588.0 million. The trade deficit equaled USD 349.2 million and its share in trade turnover constituted 42.2 percent.

**EXTERNAL MERCHANDISE TRADE TENDENCIES OF GEORGIA
IN JANUARY 2014-2019**



*Preliminary data.

● TURNOVER ● IMPORT ● EXPORT ● BALANCE

The table below shows dynamics of the external merchandise trade statistics indicators in 2014-2019.

NATIONAL STATISTICS OFFICE OF GEORGIA

13.02.2019

EXTERNAL MERCHANDISE TRADE OF GEORGIA IN 2014-2019 (MILLION US DOLLARS)

YEAR	MONTH	EXPORTS	IMPORTS	TURNOVER	BALANCE
2014	YEAR	2 861.0	8 601.8	11 462.9	-5 740.8
	January	223.6	543.3	767.0	-319.7
	February	216.0	591.7	807.7	-375.6
	March	256.2	701.7	957.9	-445.6
	April	236.9	683.6	920.5	-446.6
	May	242.6	814.5	1 057.1	-571.8
	June	244.1	698.1	942.2	-453.9
	July	246.2	786.8	1 033.0	-540.6
	August	247.6	683.3	930.9	-435.6
	September	239.8	726.9	966.7	-487.1
	October	272.2	783.8	1 056.0	-511.6
	November	202.6	724.4	927.0	-521.8
	December	233.0	863.8	1 096.8	-630.8
2015	YEAR	2 204.7	7 300.3	9 505.0	-5 095.6
	January	155.1	538.9	694.0	-383.8
	February	167.2	579.9	747.1	-412.7
	March	179.1	677.7	856.7	-498.6
	April	186.6	552.1	738.7	-365.6
	May	194.6	566.6	761.2	-372.0
	June	198.6	607.5	806.1	-408.9
	July	187.0	582.0	769.1	-395.0
	August	190.4	624.3	814.7	-433.9
	September	186.3	644.9	831.2	-458.5
	October	187.9	616.1	804.0	-428.2
	November	187.3	575.8	763.1	-388.5
	December	184.6	734.5	919.1	-549.9
2016	YEAR	2 112.9	7 293.8	9 406.7	-5 180.9
	January	122.2	411.9	534.1	-289.7
	February	158.4	524.3	682.6	-365.9
	March	162.0	552.4	714.4	-390.4
	April	165.6	557.2	722.8	-391.5
	May	172.3	610.3	782.6	-438.0
	June	168.0	642.4	810.4	-474.3
	July	173.6	600.1	773.7	-426.5
	August	187.9	691.6	879.6	-503.7
	September	202.4	648.8	851.2	-446.4
	October	190.1	662.1	852.2	-472.0
	November	219.0	648.0	867.0	-429.0
	December	191.3	744.7	936.1	-553.4

NATIONAL STATISTICS OFFICE OF GEORGIA






13.02.2019

YEAR	MONTH	EXPORTS	IMPORTS	TURNOVER	BALANCE
2017	YEAR	2 735.5	7 939.1	10 674.6	-5 203.6
	January	176.9	495.5	672.4	-318.6
	February	179.9	580.3	760.1	-400.4
	March	221.2	620.2	841.3	-399.0
	April	211.6	591.6	803.2	-380.0
	May	215.3	642.0	857.3	-426.7
	June	235.6	644.0	879.6	-408.4
	July	212.6	642.0	854.6	-429.3
	August	236.3	703.7	940.0	-467.4
	September	257.6	688.4	946.0	-430.7
	October	263.3	731.4	994.7	-468.1
	November	236.9	761.3	998.2	-524.4
	December	288.3	838.9	1 127.2	-550.6
2018*	YEAR	3 354.9	9 118.5	12 473.4	-5 763.6
	January	222.6	594.5	817.2	-371.9
	February	223.6	638.9	862.6	-415.3
	March	285.8	844.7	1 130.5	-558.9
	April	229.1	734.9	964.0	-505.7
	May	323.3	810.8	1 134.1	-487.4
	June	307.8	779.2	1 087.0	-471.4
	July	278.3	796.7	1 075.0	-518.4
	August	275.4	772.5	1 047.9	-497.2
	September	301.1	719.8	1 020.9	-418.6
	October	303.0	865.7	1 168.6	-562.7
	November	276.2	741.5	1 017.6	-465.3
	December	328.6	819.3	1 147.9	-490.7
2019*	January	238.8	588.0	826.8	-349.2

*Preliminary data.

Detailed data on external merchandise trade of Georgia will be published on 19 February, 2019.

13.02.2019

- Sources:**
-  LEPL Revenue Service of Ministry of Finance of Georgia;
 -  LEPL Service Agency of Ministry of Internal Affairs of Georgia;
 -  Georgian State Electric System, JSC;
 -  Electricity System Commercial Operator, JSC;
 -  Georgian Gas Transportation Company, LTD.

Notice: The discrepancy between the totals and the sum in some cases can be explained by using rounded data.

Contact person:
Lia Dzebisauri,
Tel.: (+995 32)36 72 10 (300).
E-mail: Ldzebisauri@geostat.ge