



National Statistics Office of Georgia



SUMMARY VITAL STATISTICS IN GEORGIA

2017



30.03.2018

www.geostat.ge

Summary Vital Statistics, 2017¹

Births

The number of live births equaled 53,293 in 2017, registering a 5.8 percent decrease from the previous year. The sex ratio at birth (male births per 100 female births) equaled 107.9 in 2017.

Table 1: Number of live births by sex and sex ratio at births

Year	Both sexes	Males	Females	Sex ratio at birth
2016	56,569	28,887	27,682	104.4
2017	53,293	27,658	25,635	107.9

In 2017, the largest number of live births was recorded in Tbilisi (14,906) while the smallest - in Racha-Lechkhumi and Kvemo Svaneti Region (341).

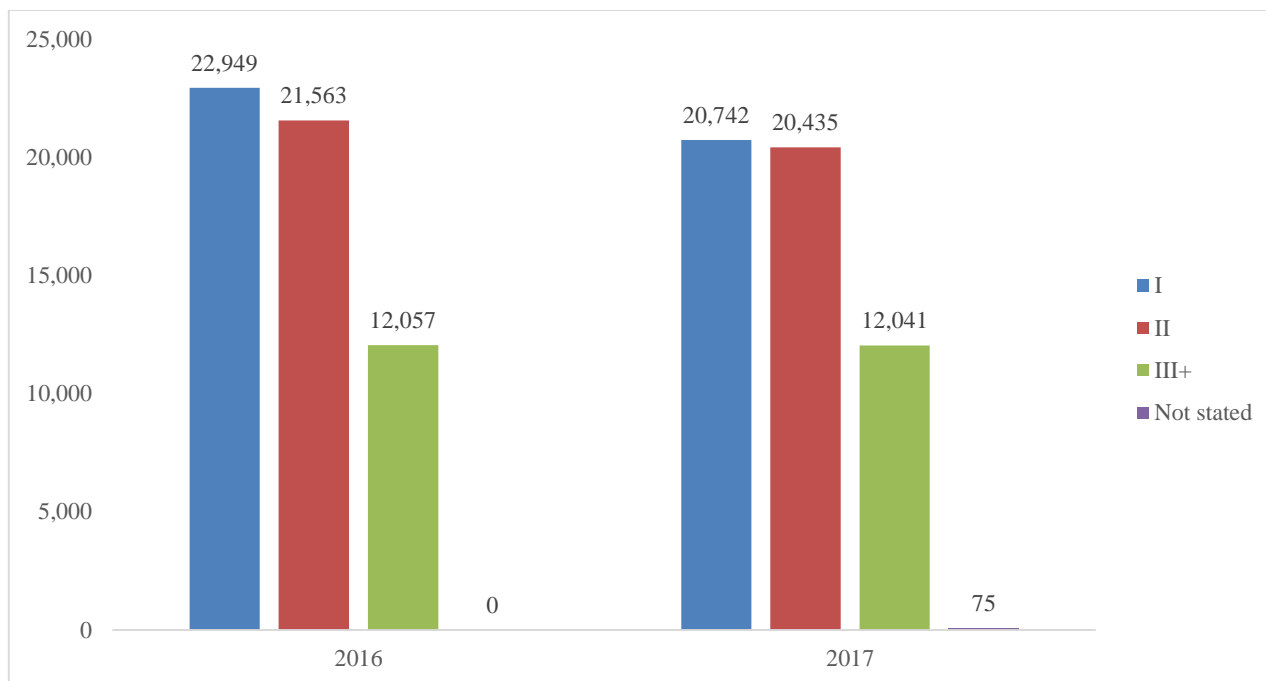
Table 2: Number of live births by regions

Region	2016	2017
Georgia	56,569	53,293
Tbilisi	16,784	14,906
Adjara A.R.	5,977	6,108
Guria	1,535	1,471
Imereti	7,784	7,574
Kakheti	4,870	4,722
Mtskheta-Mtianeti	1,180	1,205
Racha-Lechkhumi and Kvemo Svaneti	327	341
Samegrelo-Zemo Svaneti	4,797	4,436
Samtskhe-Javakheti	2,349	2,178
Kvemo Kartli	6,892	6,693
Shida Kartli	4,074	3,659

Compared to 2016, in 2017 the share of the first child in total births decreased from 40.6 percent to 38.9 percent. Consequently, the share of the third and next order child increased from 21.3 percent to 22.6 percent, while the share of the second child remained practically unchanged.

¹ Not including occupied territories

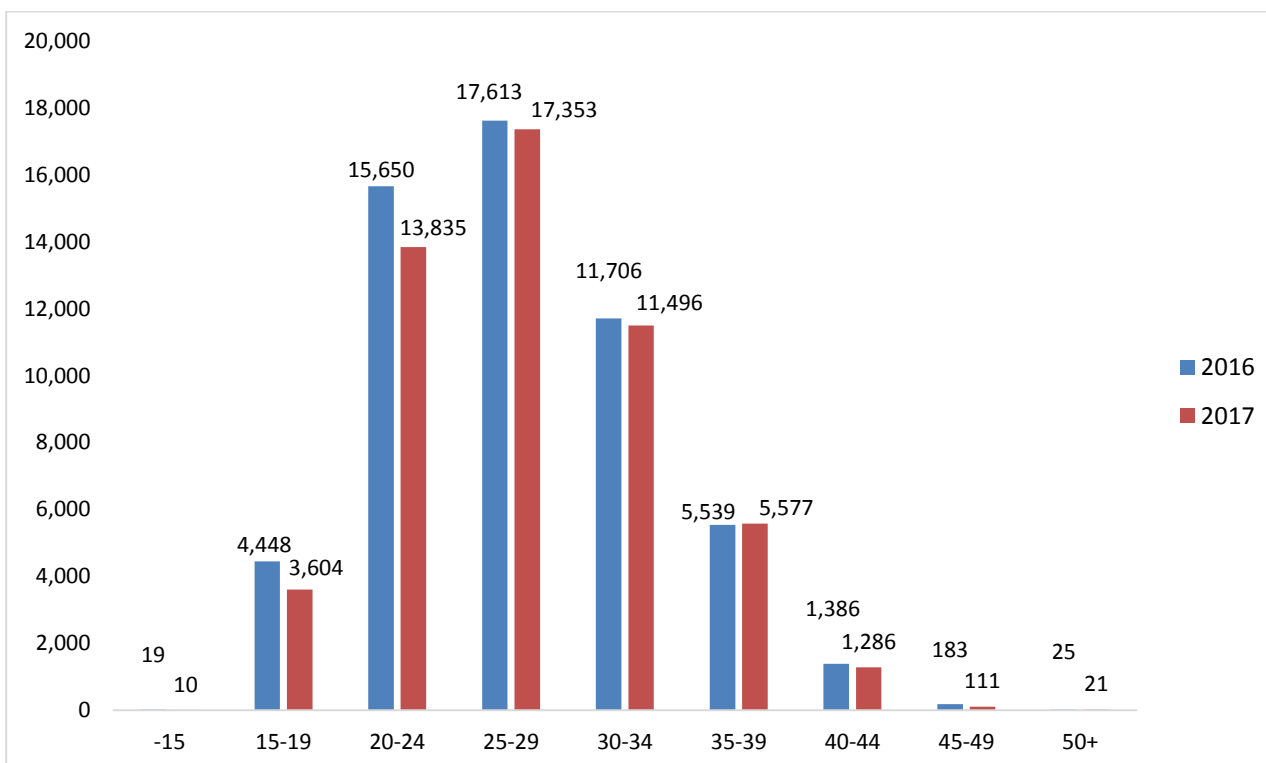
Figure 1: Number of live births by order



Compared to 2016, in 2017 the share of births for women aged less than 25 declined from 35.6 percent to 32.7 percent, while increasing for women aged 25-39 (from 61.6 percent to 64.6 percent), and remaining unchanged for women aged 40 years and older.

The mean age of mothers at first birth equaled 25.4 years.

Figure 2: Number of live births by age of mother



Deaths

In 2017 the number of deaths increased by 5.8 percent in annual terms and totaled 47,822 persons. The largest number of deaths was recorded in Tbilisi (11,976) while the smallest - in Racha-Lechkhumi and Kvemo Svaneti Region (736).

Table 3: Number of deaths by regions

Region	2016	2017
Georgia	50,771	47,822
Tbilisi	12,720	11,976
Adjara A.R.	3,622	3,480
Guria	1,832	1,861
Imereti	9,102	8,733
Kakheti	5,099	4,806
Mtskheta-Mtianeti	1,416	1,370
Racha-Lechkhumi and Kvemo Svaneti	823	736
Samegrelo-Zemo Svaneti	5,532	5,119
Samtskhe-Javakheti	2,053	1,941
Kvemo Kartli	4,855	4,351
Shida Kartli	3,717	3,449

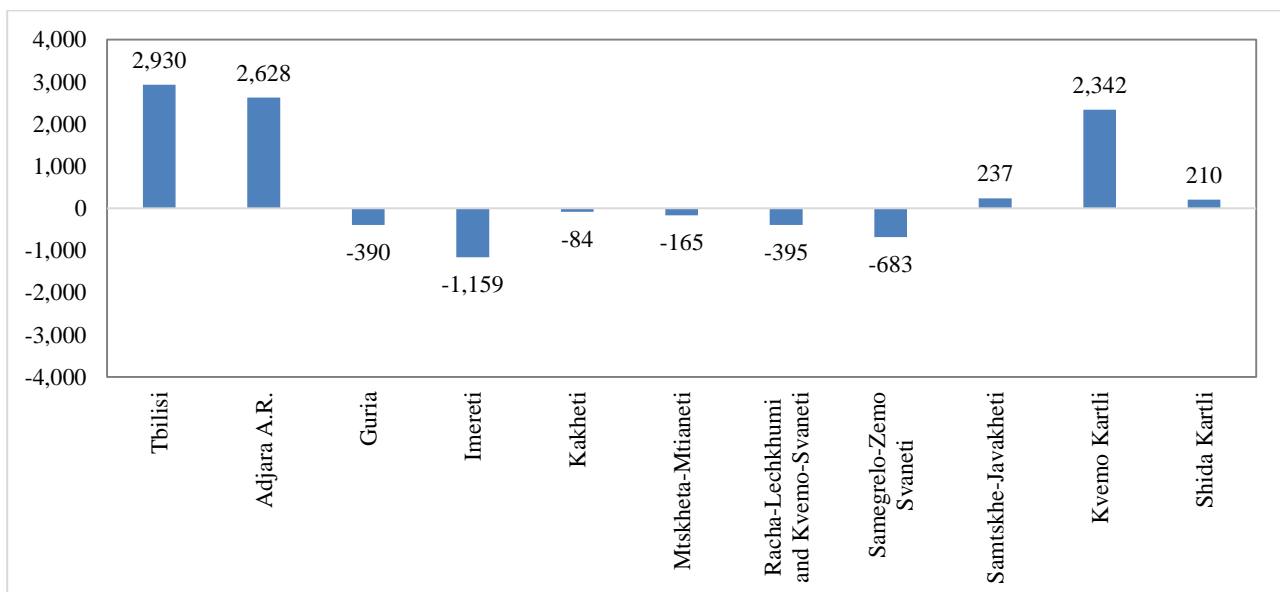
The number of infant deaths equaled 512 in 2017. Accordingly, the infant mortality rate (per 1,000 live births) equaled 9.6 ‰, a 0.6 points increase from the previous year.

The under-5 mortality rate (per 1,000 live births) remained practically unchanged and totaled 11.1‰.

Natural Increase

In 2017 the natural increase (the difference between the number of births and the number of deaths) equaled 5,471 decreasing by 5.6 percent year-on-year.

Figure 3: Natural increase by regions, 2017



In 2017, negative natural increase was registered in Kakheti, Mtskheta-Mtianeti, Guria, Racha-Lechkhumi and Kvemo Svaneti, Samegrelo-Zemo Svaneti and Imereti regions.

Marriages

The number² of registered marriages equaled 23,684 in 2017, posting a 5.6 percent decrease from the previous year.

Table 4: Number of registered marriages by regions

Region	2016	2017
Georgia	25,101	23,684
Tbilisi	7,304	6,984
Adjara A.R.	2,631	2,548
Guria	752	647
Imereti	3,832	3,850
Kakheti	1,936	1,744
Mtskheta-Mtianeti	567	475
Racha-Lechkhumi and Kvemo Svaneti	203	211
Samegrelo-Zemo Svaneti	2,241	2,101
Samtskhe-Javakheti	1,071	993
Kvemo Kartli	2,867	2,617
Shida Kartli	1,697	1,514

The mean age of first marriage equaled 27.4 years for females and 30.2 years for males.

Divorces

The number of divorces equaled 10,222 declining by 7.2 percent compared to the previous year.

Table 5: Number of registered divorces by regions

Region	2016	2017
Georgia	9,539	10,222
Tbilisi	3,688	3,731
Adjara A.R.	717	678
Guria	230	237
Imereti	1,450	1,739
Kakheti	676	783
Mtskheta-Mtianeti	233	222
Racha-Lechkhumi and Kvemo Svaneti	56	72
Samegrelo-Zemo Svaneti	725	825
Samtskhe-Javakheti	202	217
Kvemo Kartli	982	1,067
Shida Kartli	580	651

Contact person: Paata Shavishvili (Mr.), Tel.: +995 32 236 72 10 (601); e-mail: shavishvili@geostat.ge

² The number do not include marriages, when the both spouses are citizens of other countries