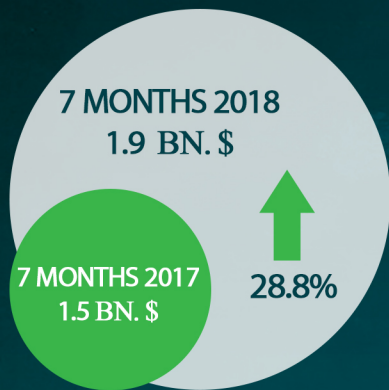


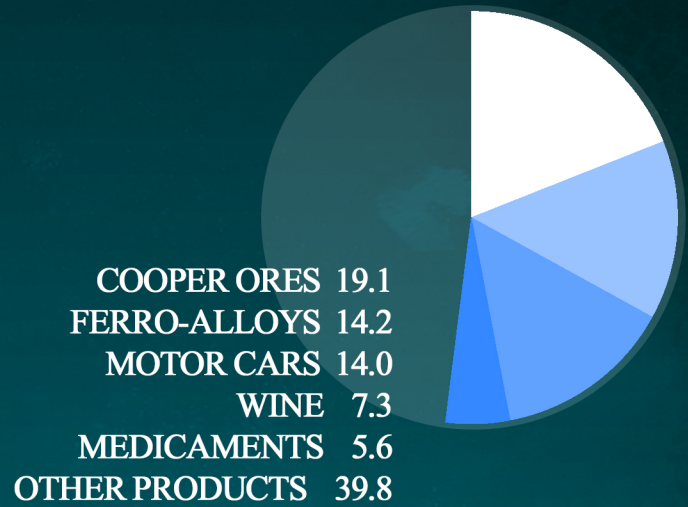
EXTERNAL MERCHANDISE TRADE

JANUARY-JULY 2018 (PRELIMINARY RESULTS)


WHAT WE SELL (EXPORTS) CHANGE IN EXPORTS



TOP 5 PRODUCTS BY EXPORTS (%)



WHAT WE BUY (IMPORTS) CHANGE IN IMPORTS



TOP 5 PARTNERS BY IMPORTS (%)

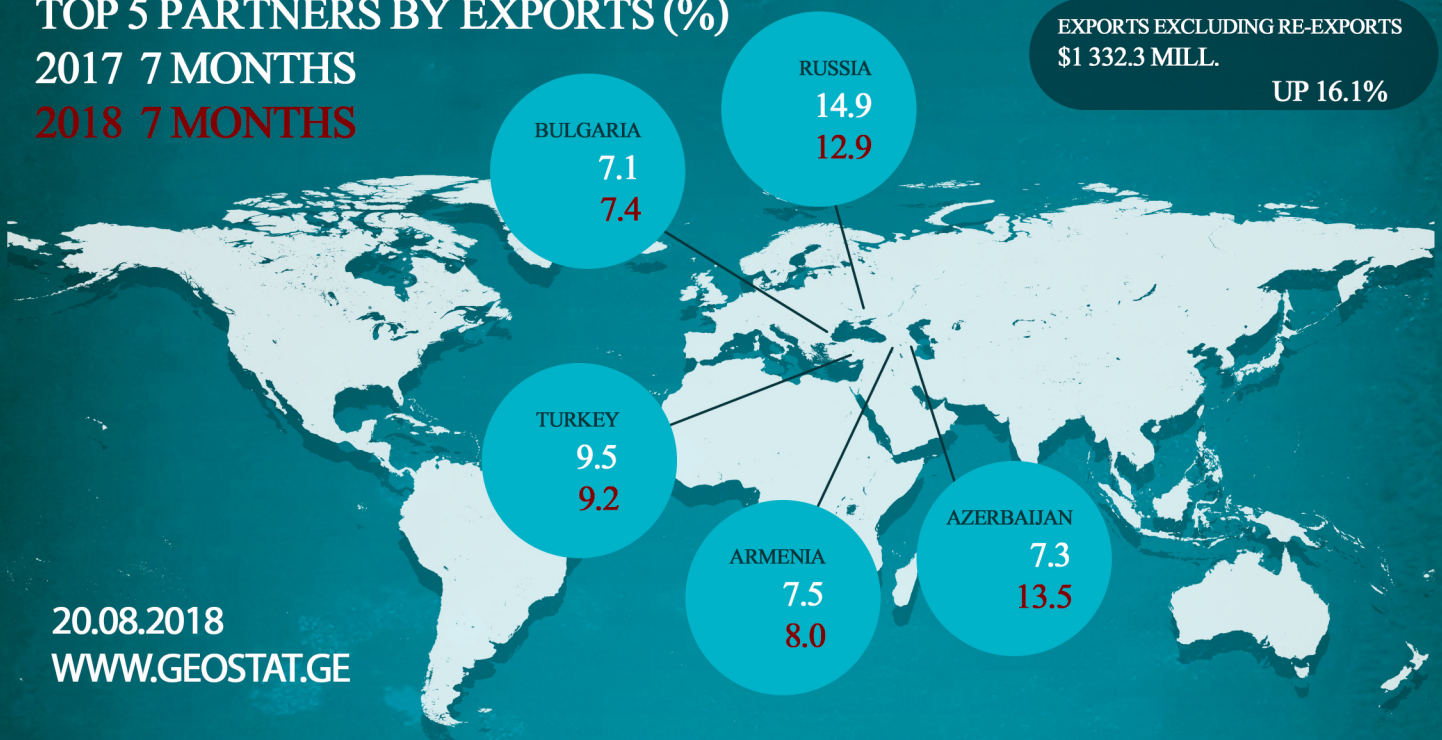
	2017 7 MONTHS	2018 7 MONTHS
TURKEY	17.1	16.0
RUSSIA	9.5	10.0
CHINA	8.4	9.8
AZERBAIJAN	6.8	6.4
UKRAINE	5.3	5.3

TOP 5 PRODUCTS BY IMPORTS (%)

PETROLEUM OILS	9.4	
MOTOR CARS	6.5	
COOPER ORES	4.2	
MEDICAMENTS	3.7	
PETROLEUM GASES	3.3	

TOP 5 PARTNERS BY EXPORTS (%)

2017 7 MONTHS
2018 7 MONTHS



EXPORTS EXCLUDING RE-EXPORTS
\$1 332.3 MILL.

UP 16.1%