



National Statistics Office of Georgia

# INFLATION RATE IN GEORGIA

# 2017

JANUARY




03.02.2017  
[www.geostat.ge](http://www.geostat.ge)

## Inflation Rate in Georgia, January 2017

In January 2017 the monthly inflation rate amounted to 2.9 percent in Georgia. Compared to the same month of the previous year the Consumer Price Index change (annual inflation rate) posted a 3.9 percent increase. Compared to 2010 average the index rose 22.5 percent.

The following table shows percentage changes in prices for the commodity groups of the consumer basket as well as the relevant contributions to the overall monthly inflation rate.



The monthly inflation rate was mainly influenced by price changes for the following groups:

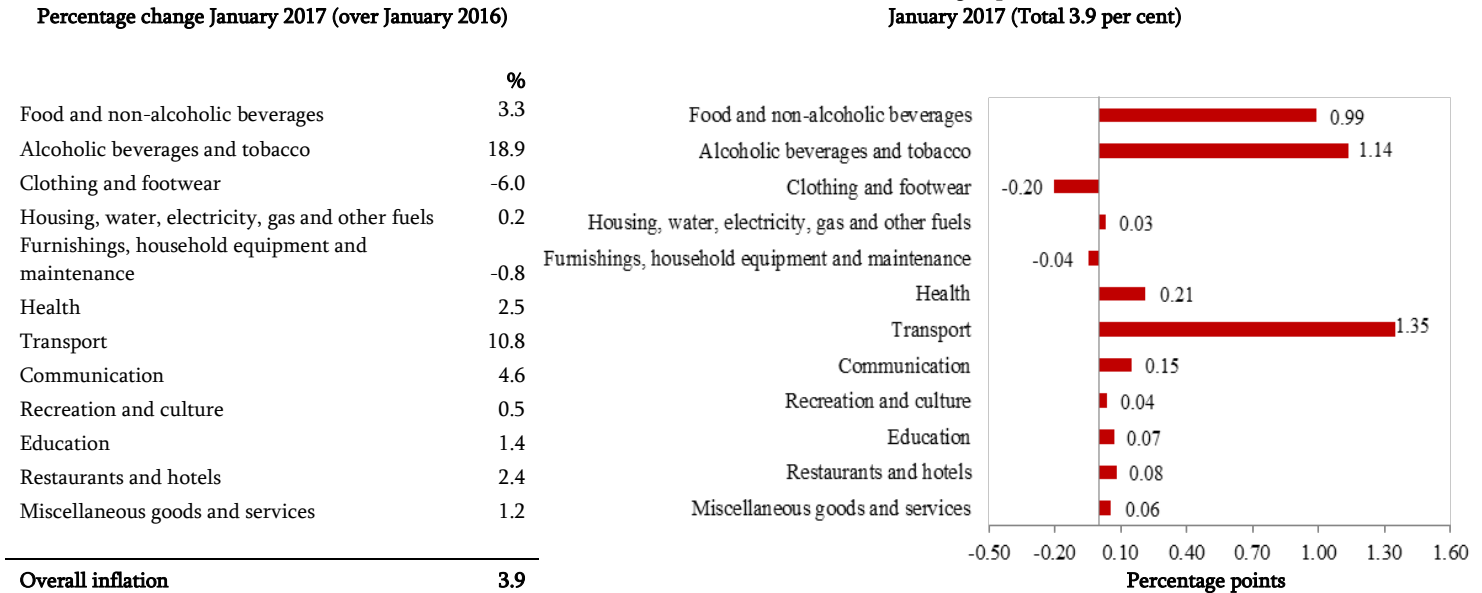
In the reporting period price increase for **food and non-alcoholic beverages** amounted to 4.2 percent and contributed 1.27 percentage points to the overall CPI change. The prices were higher for vegetables (22.4 percent), fruit and grapes (8.9 percent), milk, cheese and eggs (3.1 percent), oils and fats (3.1 percent), fish (2.8 percent) and meat (2.5 percent);

**Transport:** prices in the group increased 7.2 percent, contributing 0.94 percentage points to the monthly inflation. The prices were advanced for the subgroups of operation of personal transport equipment (10.1 percent) and purchase of vehicles (4.9 percent).

\* Individual contributions may not sum up to the total due to rounding.

The following table shows percentage changes in prices for the commodity groups of the consumer basket as well as the relevant contributions to the overall annual inflation rate in January 2017.

Contributions\* of the groups to the overall annual inflation of January 2017 (Total 3.9 per cent)



The annual inflation rate was mainly influenced by price changes for the following groups:

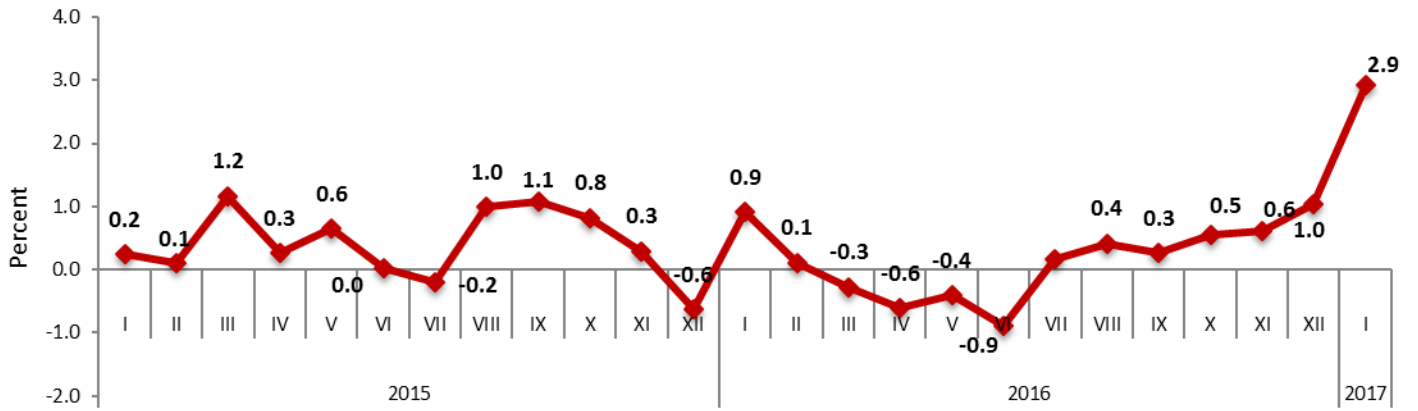
**Transport:** prices in the group increased 10.8 percent and contributed 1.35 percentage points to the annual inflation. The prices were advanced for the subgroup of operation of personal transport equipment (16.0 percent);

**Alcoholic beverages and tobacco:** prices within the group rose 18.9 percent, with the relevant contribution of 1.14 percentage points to the overall annual inflation rate. The prices surged 40.2 percent for tobacco;

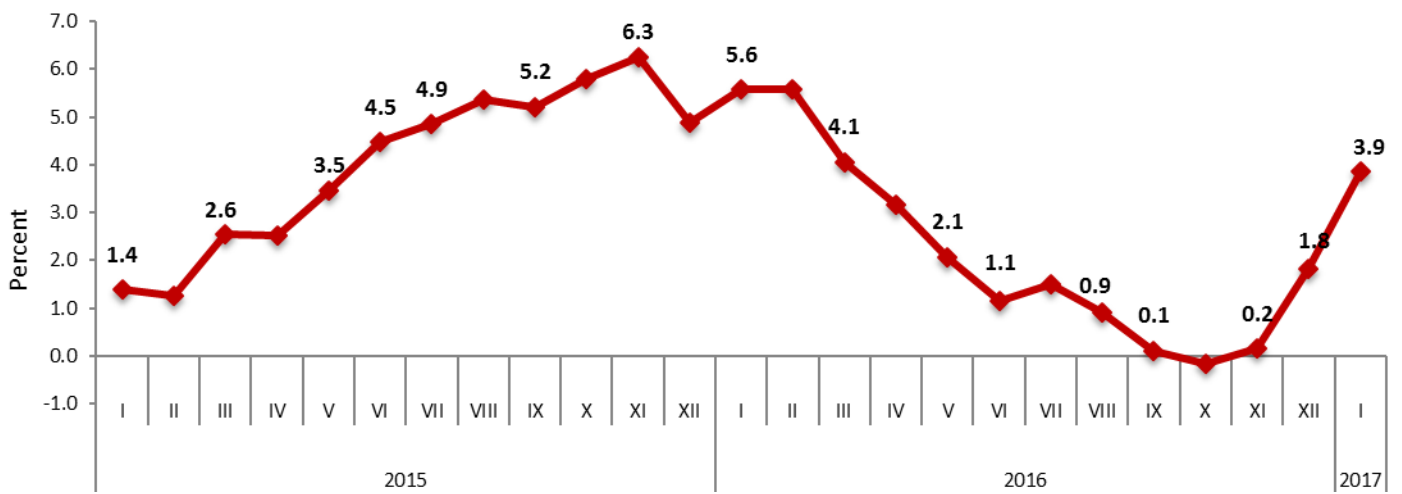
**Food and non-alcoholic beverages:** prices increased 3.3 percent and the group contributed 0.99 percentage points to the overall inflation rate. Within the group substantial price increase was recorded for the subgroup of sugar, jam, honey, chocolate and confectionery (16.0 percent);

\* Individual contributions may not sum up to the total due to rounding.

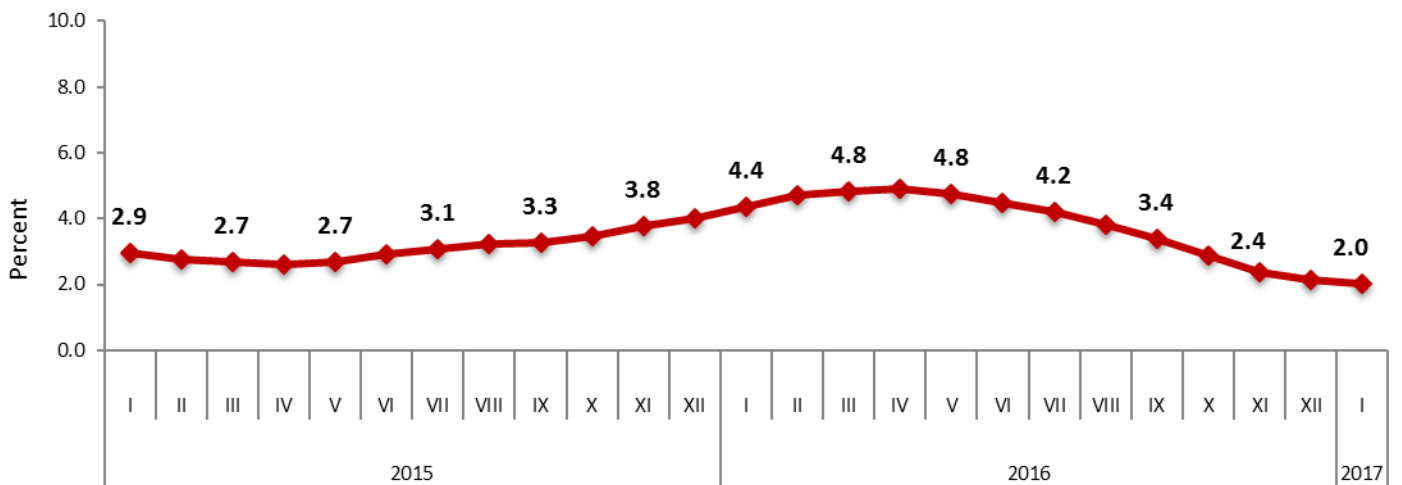
### Monthly Inflation



### Annual Inflation Rate in Georgia (Year-on-Year Change)



### Average Inflation Rate (12 month average over the previous 12 month average, percentage change)



Contact person: Levan Karsaulidze  
 Tel: (+995 32) 236 72 10 (400)  
 Fax: (+995 32) 236 72 13  
 E-mail: [lkarsaulidze@geostat.ge](mailto:lkarsaulidze@geostat.ge)