



National Statistics Office of Georgia

INFLATION RATE IN GEORGIA

2017

MARCH



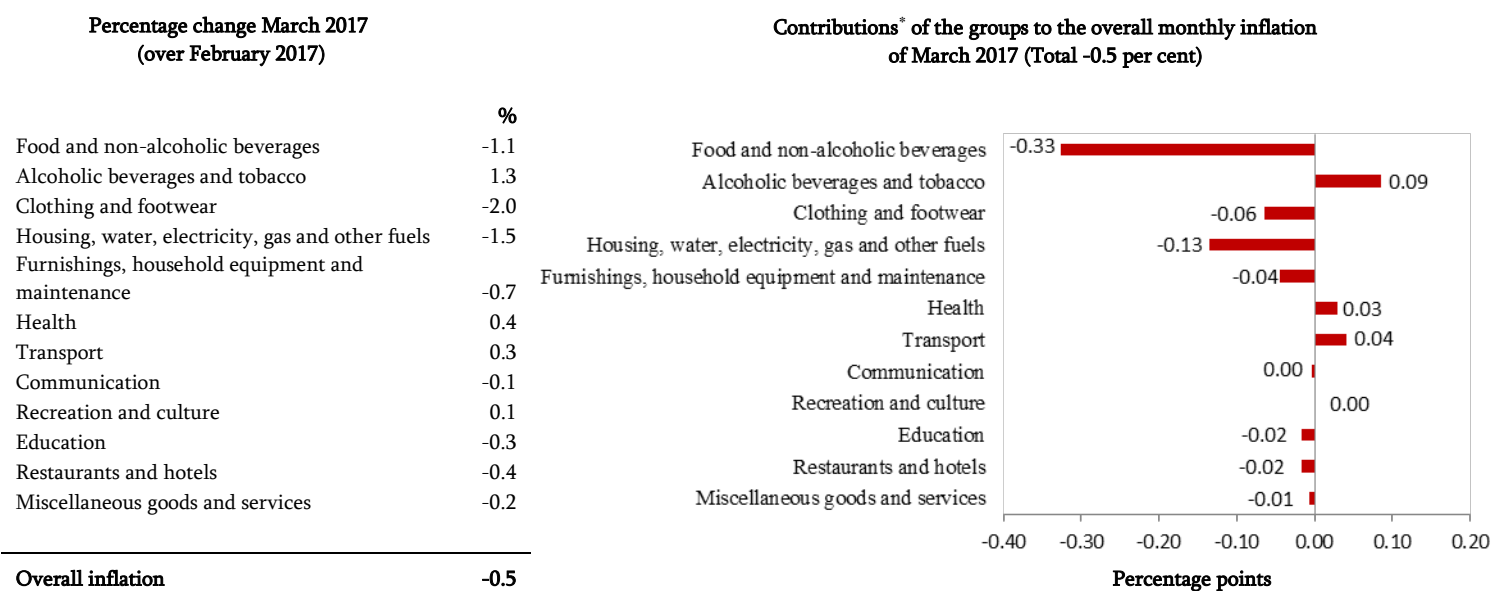
03.04.2017

www.geostat.ge

Inflation Rate in Georgia, March 2017

In March 2017 the monthly inflation rate amounted to -0.5 percent in Georgia. Compared to the same month of the previous year the Consumer Price Index change (annual inflation rate) posted a 5.4 percent increase.

The following table shows percentage changes in prices for the commodity groups of the consumer basket as well as the relevant contributions to the overall monthly inflation rate.



The monthly inflation rate was mainly influenced by price changes for the following groups:

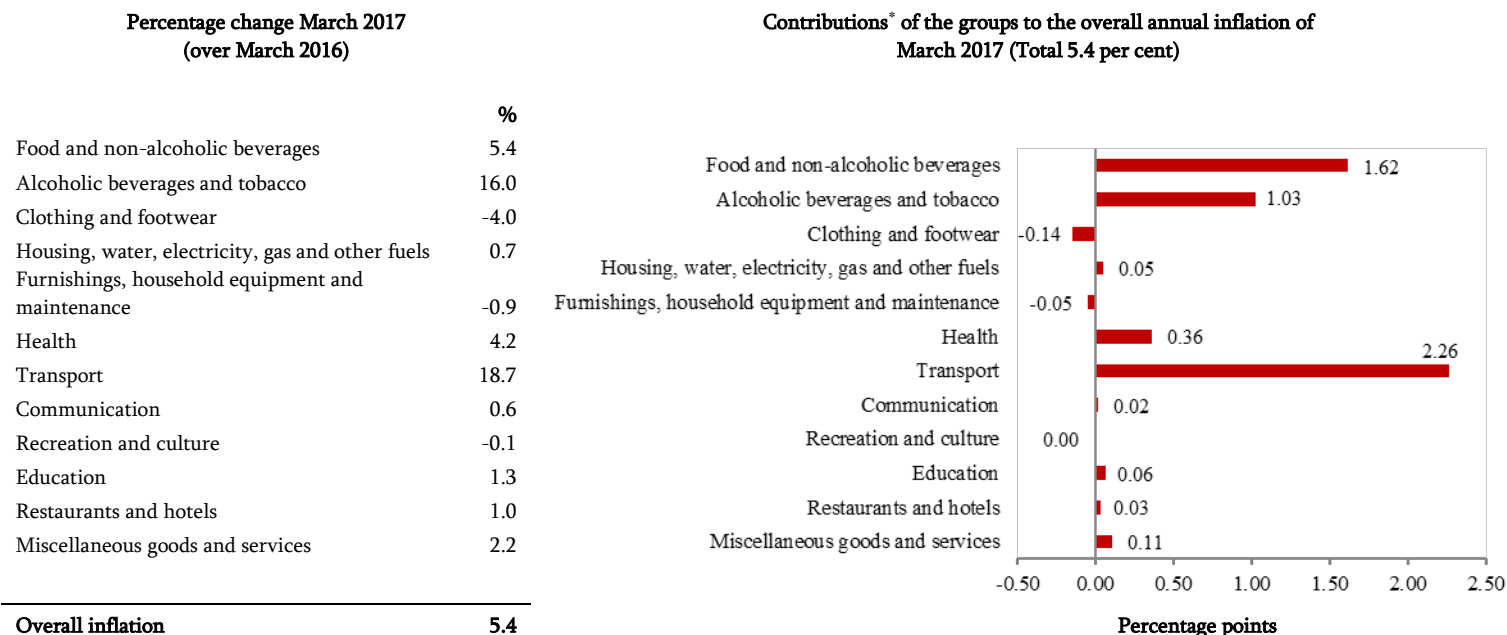
In the reporting period prices for **food and non-alcoholic beverages** decreased 1.1 percent and contributed -0.33 percentage points to the overall CPI change. The prices were lower for the following subgroups: vegetables (-8.5 percent), milk, cheese and eggs (-2.0 percent), coffee, tea and cocoa (-0.5 percent). Prices were up for fruit and grapes (2.0 percent) and oils and fats (1.4 percent);

Housing, water, electricity, gas and other fuels: prices went down 1.5 percent, contributing -0.13 percentage points to the monthly inflation. Prices decreased for the subgroup of electricity, gas and other fuels (-1.7 percent);

Alcoholic beverages and tobacco: prices within the group rose 1.3 percent, with the relevant contribution of 0.09 percentage points to the overall inflation rate. The prices were up both for alcoholic beverages (1.8 percent) and tobacco (0.7 percent).

* Individual contributions may not sum up to the total due to rounding.

The following table shows percentage changes in prices for the commodity groups of the consumer basket as well as the relevant contributions to the overall annual inflation rate in March 2017.



The annual inflation rate was mainly influenced by price changes for the following groups:

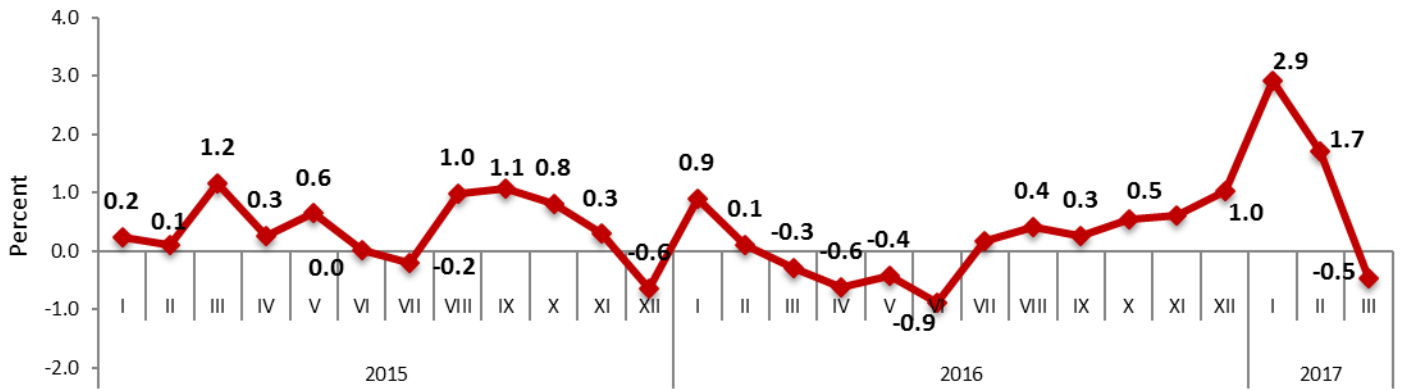
Transport: prices in the group increased 18.7 percent contributing 2.26 percentage points to the annual inflation. The prices were advanced for the subgroups of operation of personal transport equipment (27.4 percent) and transport services (4.6 percent);

Food and non-alcoholic beverages: prices increased 5.4 percent and the group contributed 1.62 percentage points to the overall inflation rate. Within the group price increases were recorded for the subgroups of sugar, jam, honey, chocolate and confectionery (13.6 percent), vegetables (8.1 percent), oils and fats (7.8 percent) and meat (6.1 percent). Prices were down for fruit and grapes (-4.5 percent);

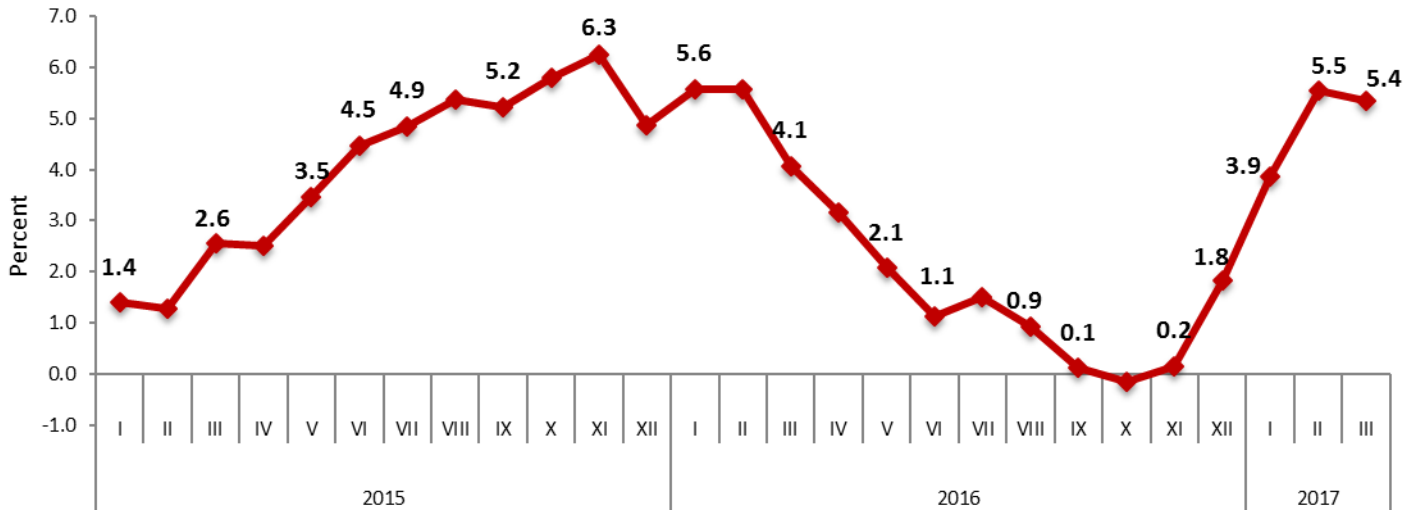
Alcoholic beverages and tobacco: prices within the group rose 16.0 percent, with the relevant contribution of 1.03 percentage points to the overall annual inflation rate. The prices surged 33.1 percent for tobacco.

* Individual contributions may not sum up to the total due to rounding.

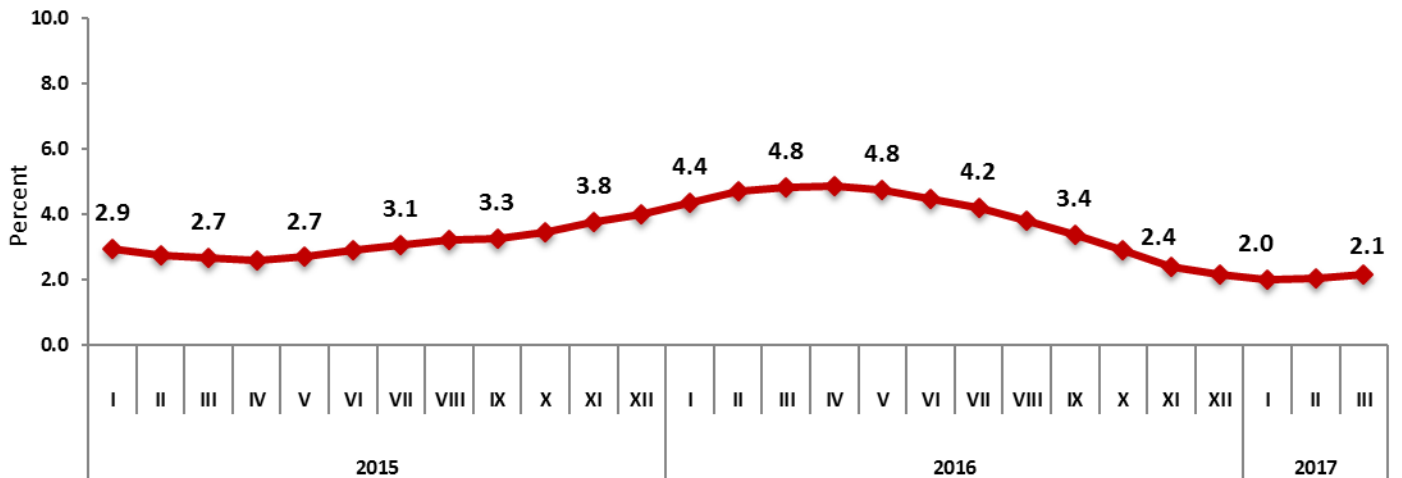
Monthly Inflation



Annual Inflation Rate in Georgia (Year-on-Year Change)



Average Inflation Rate (12 month average over the previous 12 month average, percentage change)



Contact person: Levan Karsaulidze

Tel: (+995 32) 236 72 10 (400)

Fax: (+995 32) 236 72 13

E-mail: lkarsaulidze@geostat.ge

www.geostat.ge, info@geostat.ge