



National Statistics Office of Georgia

INFLATION RATE IN GEORGIA

2017

APRIL

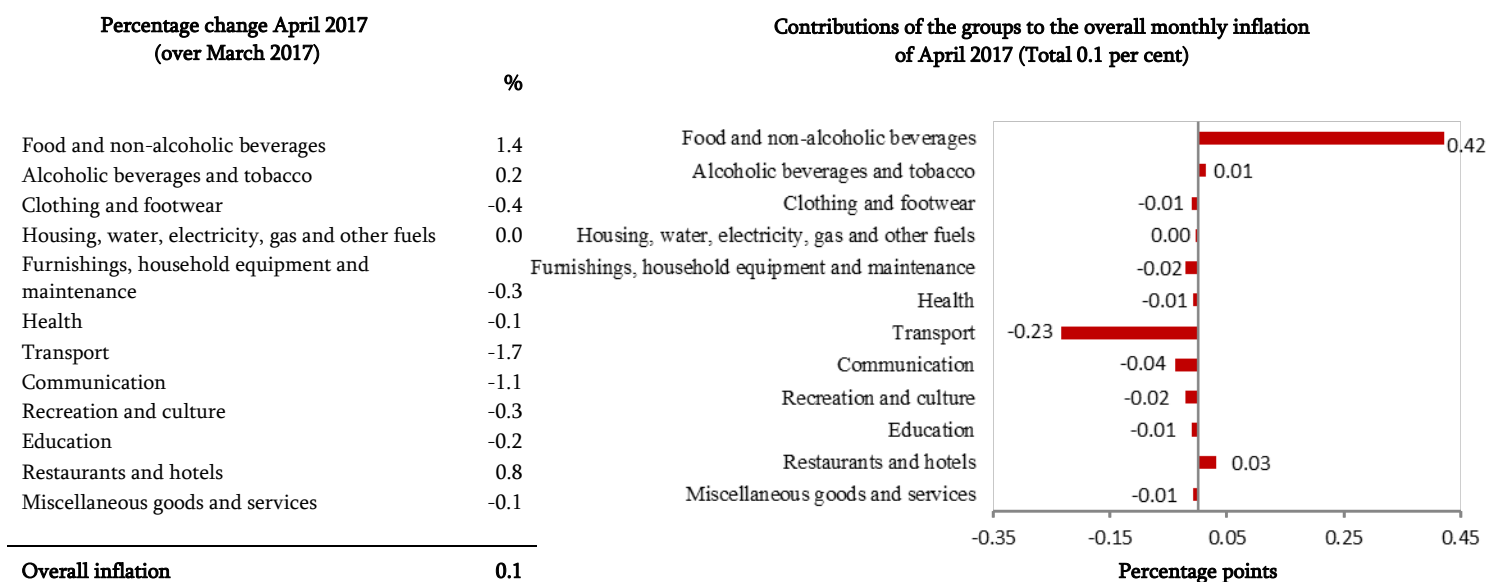
03.05.2017

www.geostat.ge

Inflation Rate in Georgia, April 2017

In April 2017 the monthly inflation rate amounted to 0.1 percent in Georgia. Compared to the same month of the previous year the Consumer Price Index change (annual inflation rate) posted a 6.1 percent increase.

The following table shows percentage changes in prices for the commodity groups of the consumer basket as well as the relevant contributions to the overall monthly inflation rate.




The monthly inflation rate was mainly influenced by price changes for the following groups:

In the reporting period prices for **food and non-alcoholic beverages** increased 1.4 percent and contributed 0.42 percentage points to the overall CPI change. The prices were higher for the following subgroups: fruit and grapes (8.8 percent), vegetables (7.0 percent) and meat (1.6 percent). Prices decreased for oils and fats (-0.9 percent) and fish (-0.6 percent);

Transport: prices in the group were 1.7 percent lower contributing -0.23 percentage points to the monthly inflation. The prices decreased for the subgroups of purchase of vehicles (-3.3 percent) and operating of personal transport equipment (-2.4 percent).

The following table shows percentage changes in prices for the commodity groups of the consumer basket as well as the relevant contributions to the overall annual inflation rate in April 2017.



The annual inflation rate was mainly influenced by price changes for the following groups:

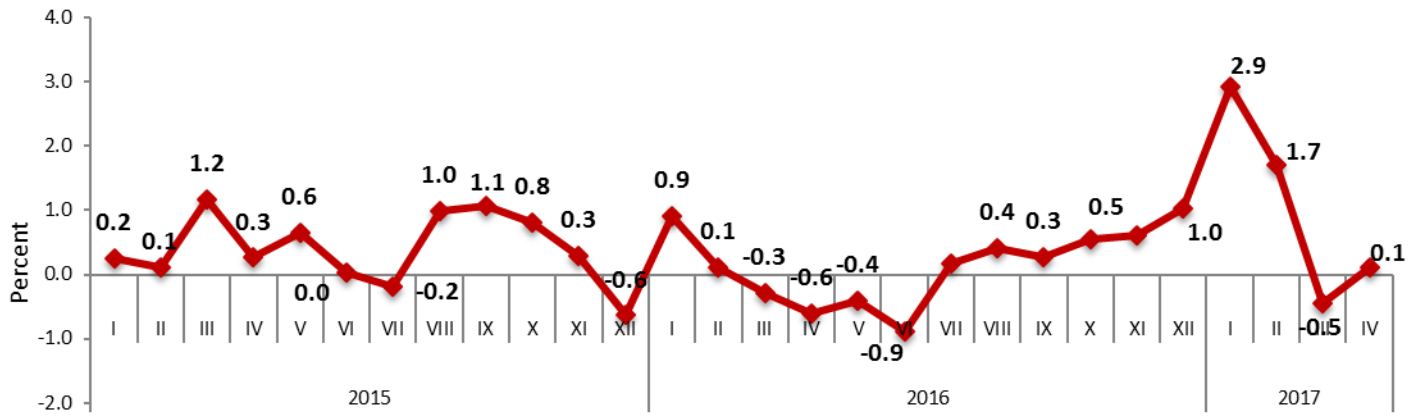
Food and non-alcoholic beverages: prices increased 7.6 percent and the group contributed 2.31 percentage points to the overall inflation rate. Within the group price increases were recorded for the subgroups of vegetables (18.2 percent), sugar, jam, honey, chocolate and confectionery (11.5 percent), milk, cheese and eggs (10.8 percent), meat (8.0 percent) and oils and fats (6.7 percent). Prices were down for fruit and grapes (-2.5 percent);

Transport: prices in the group increased 17.6 percent contributing 2.11 percentage points to the annual inflation. The prices were advanced for the subgroups of operation of personal transport equipment (25.6 percent), transport services (4.5 percent) and purchase of vehicles (3.7 percent);

Alcoholic beverages and tobacco: prices within the group rose 14.5 percent, with the relevant contribution of 0.94 percentage points to the overall annual inflation rate. The prices increased both for tobacco (30.0 percent) and alcoholic beverages (1.8 percent);

Health: prices were up 6.1 percent, which resulted in a 0.54 percentage point contribution to the overall annual inflation. Prices increased for medical products, appliances and equipment (15.7 percent) and out-patient services (4.0 percent).

Monthly Inflation



Annual Inflation Rate in Georgia (Year-on-Year Change)



Average Inflation Rate (12 month average over the previous 12 month average, percentage change)



Contact person: Levan Karsaulidze

Tel: (+995 32) 236 72 10 (400)

Fax: (+995 32) 236 72 13

E-mail: lkarsaulidze@geostat.ge

www.geostat.ge, info@geostat.ge