



National Statistics Office of Georgia

INFLATION RATE IN GEORGIA

2017

MAY



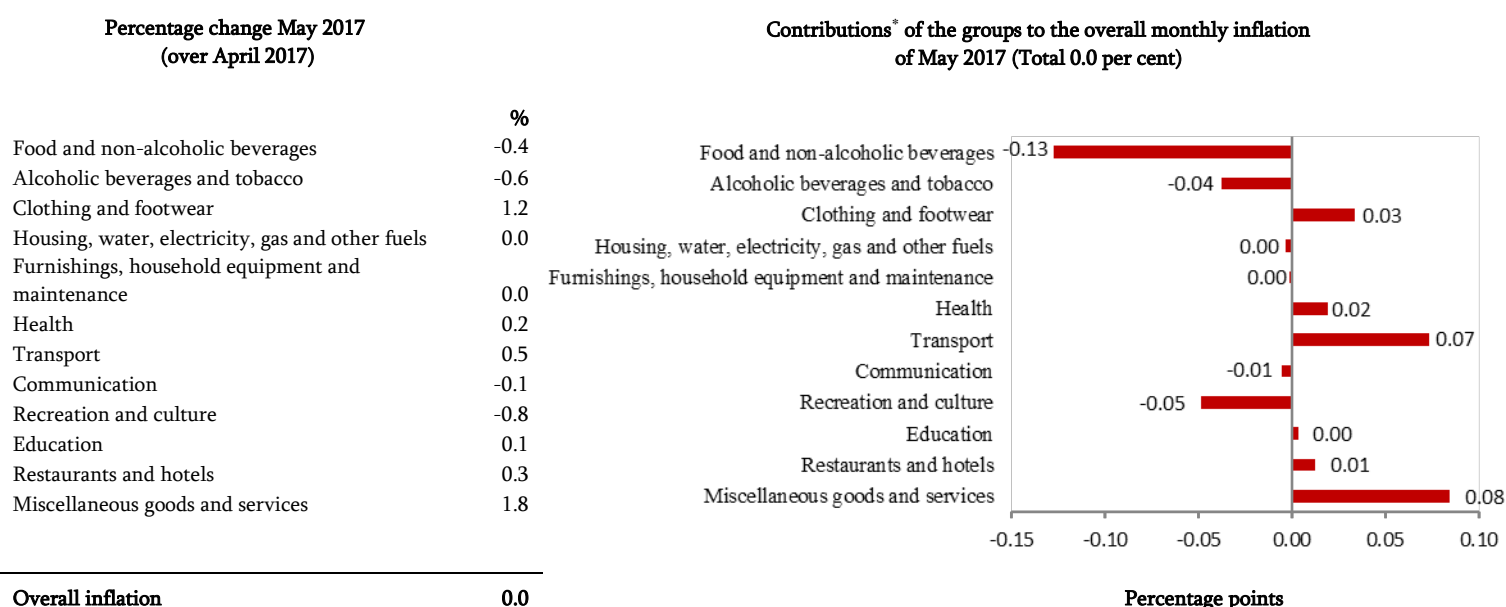
02.06.2017

www.geostat.ge

Inflation Rate in Georgia, May 2017

In May 2017 the Consumer Price Index change compared to the same month of the previous year (annual inflation rate) posted a 6.6 percent increase, while it remained unchanged compared to the previous month.

The following table shows percentage changes in prices for the commodity groups of the consumer basket as well as the relevant contributions to the overall monthly inflation rate.



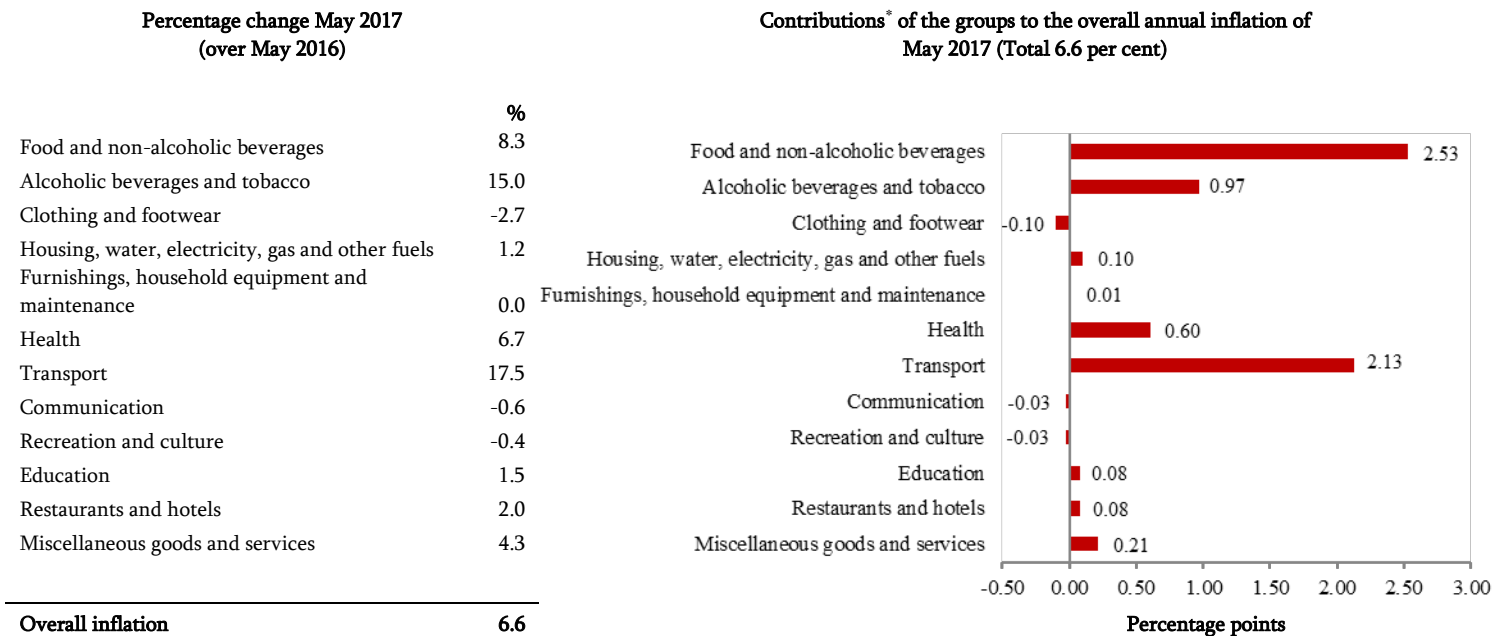
The monthly inflation rate was mainly influenced by price changes for the following groups:

Transport: prices increased 0.5 percent contributing 0.07 percentage points to the monthly inflation. The prices were up for the subgroups of transport services (2.9 percent) and purchase of vehicles (1.1 percent);
Miscellaneous goods and services: a 1.8 percent price increase was recorded for this group, which resulted in a 0.08 percentage point increasing effect on the overall monthly inflation rate. Within the group prices increased for the subgroup of insurance (15.5 percent);

In the reporting period prices for **food and non-alcoholic beverages** decreased 0.4 percent and, correspondingly, contributed -0.13 percentage points to the overall CPI change. The prices were comparably lower for the following subgroups: milk, cheese and eggs (-4.9 percent), oils and fats (-0.7 percent), sugar, jam, honey, chocolate and confectionery (-0.4 percent). On contrary, prices increased for fruit and grapes (2.4 percent) and vegetables (2.3 percent).

* Individual contributions may not sum up to the total due to rounding.

The following table shows percentage changes in prices for the commodity groups of the consumer basket as well as the relevant contributions to the overall annual inflation rate in May 2017.



The annual inflation rate was mainly influenced by price changes for the following groups:

Food and non-alcoholic beverages: prices increased 8.3 percent contributing 2.53 percentage points to the overall inflation rate. Within the group price increases were recorded for the subgroups of vegetables (30.3 percent), sugar, jam, honey, chocolate and confectionery (11.3 percent), milk, cheese and eggs (10.1 percent), meat (8.0 percent) and oils and fats (6.0 percent). Prices were down for fruit and grapes (-4.7 percent);

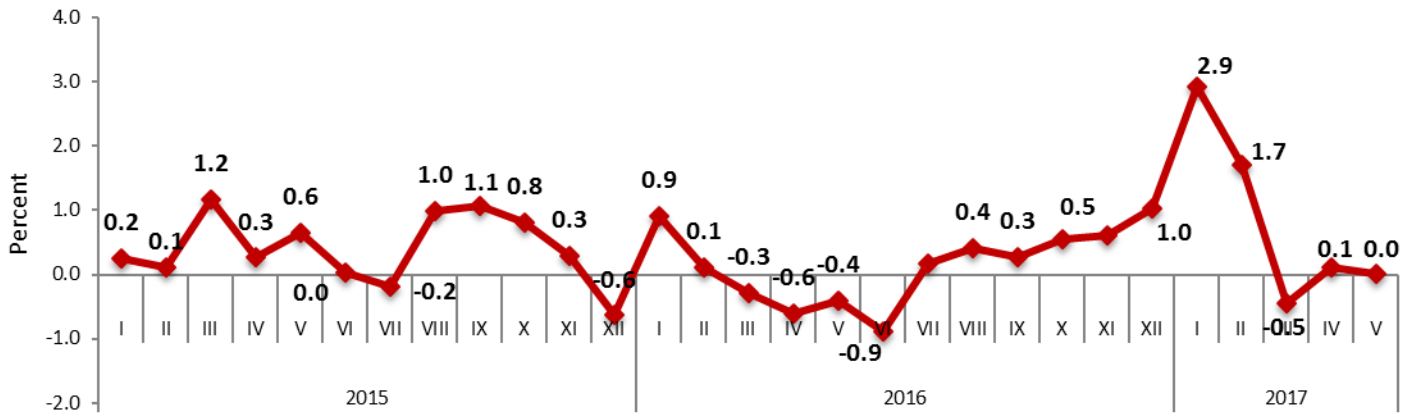
Transport: prices in the group increased 17.5 percent contributing 2.13 percentage points to the annual inflation. The prices were advanced for the subgroups of operation of personal transport equipment (24.0 percent), purchase of vehicles (11.2 percent) and transport services (6.0 percent);

Alcoholic beverages and tobacco: prices within the group rose 15.0 percent, with the relevant contribution of 0.97 percentage points to the overall annual inflation rate. The prices increased both for tobacco (31.7 percent) and alcoholic beverages (1.4 percent);

Health: prices were up 6.7 percent, which resulted in a 0.60 percentage point contribution to the overall annual inflation. Prices increased for subgroups of medical products, appliances and equipment (16.8 percent) and out-patient services (5.3 percent).

* Individual contributions may not sum up to the total due to rounding.

Monthly Inflation

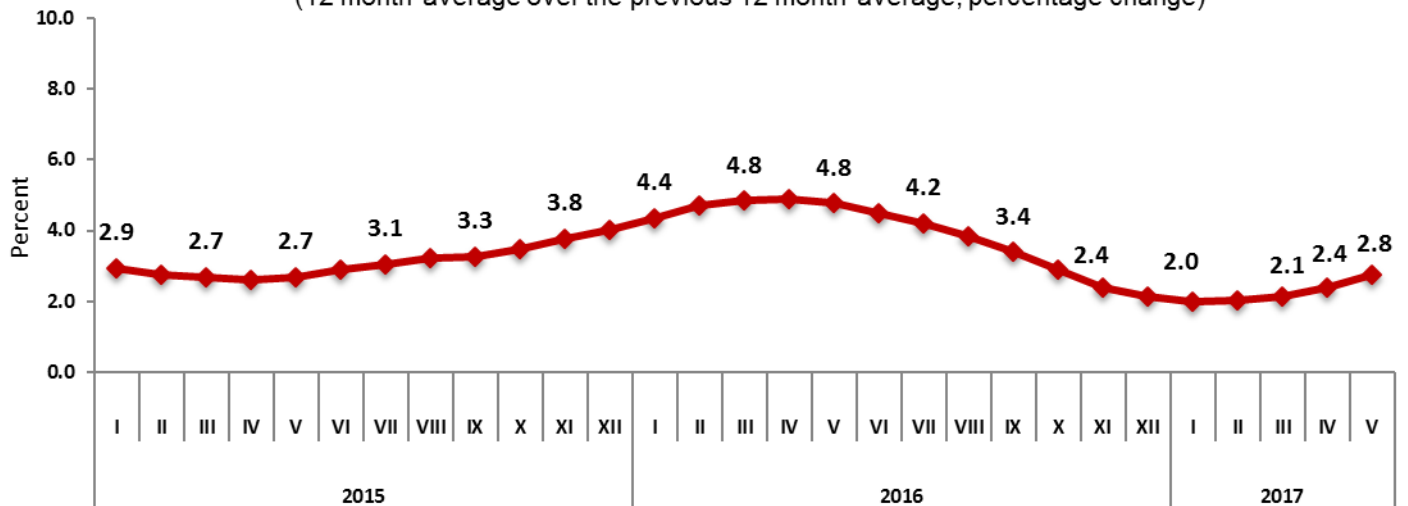


Annual Inflation Rate in Georgia (Year-on-Year Change)



Average Inflation Rate

(12 month average over the previous 12 month average, percentage change)



Contact person: Levan Karsaulidze

Tel: (+995 32) 236 72 10 (400)

Fax: (+995 32) 236 72 13

E-mail: lkarsaulidze@geostat.ge

www.geostat.ge, info@geostat.ge