



National Statistics Office of Georgia

INFLATION RATE IN GEORGIA

2017

JUNE



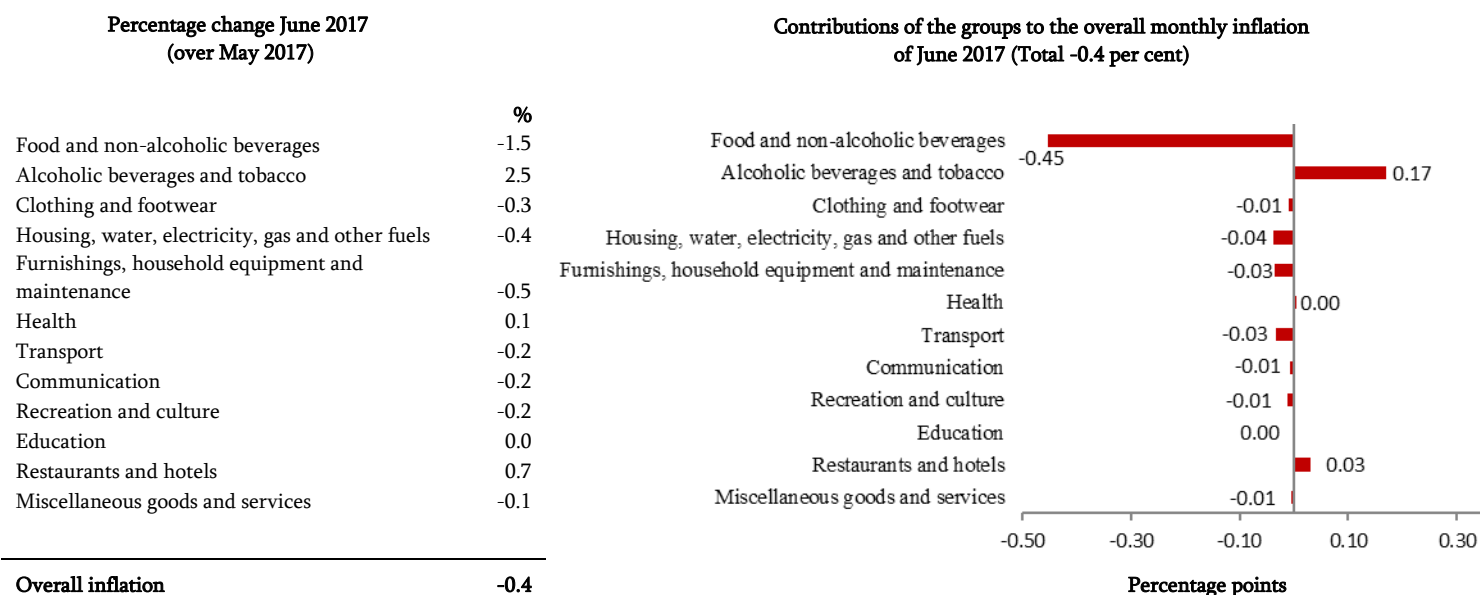
03.07.2017

www.geostat.ge

Inflation Rate in Georgia, June 2017

In June 2017 the monthly inflation rate amounted to -0.4 percent. Compared to the same month of the previous year the Consumer Price Index change (annual inflation rate) posted a 7.1 percent increase.

The following table shows percentage changes in prices for the commodity groups of the consumer basket as well as the relevant contributions to the overall monthly inflation rate.

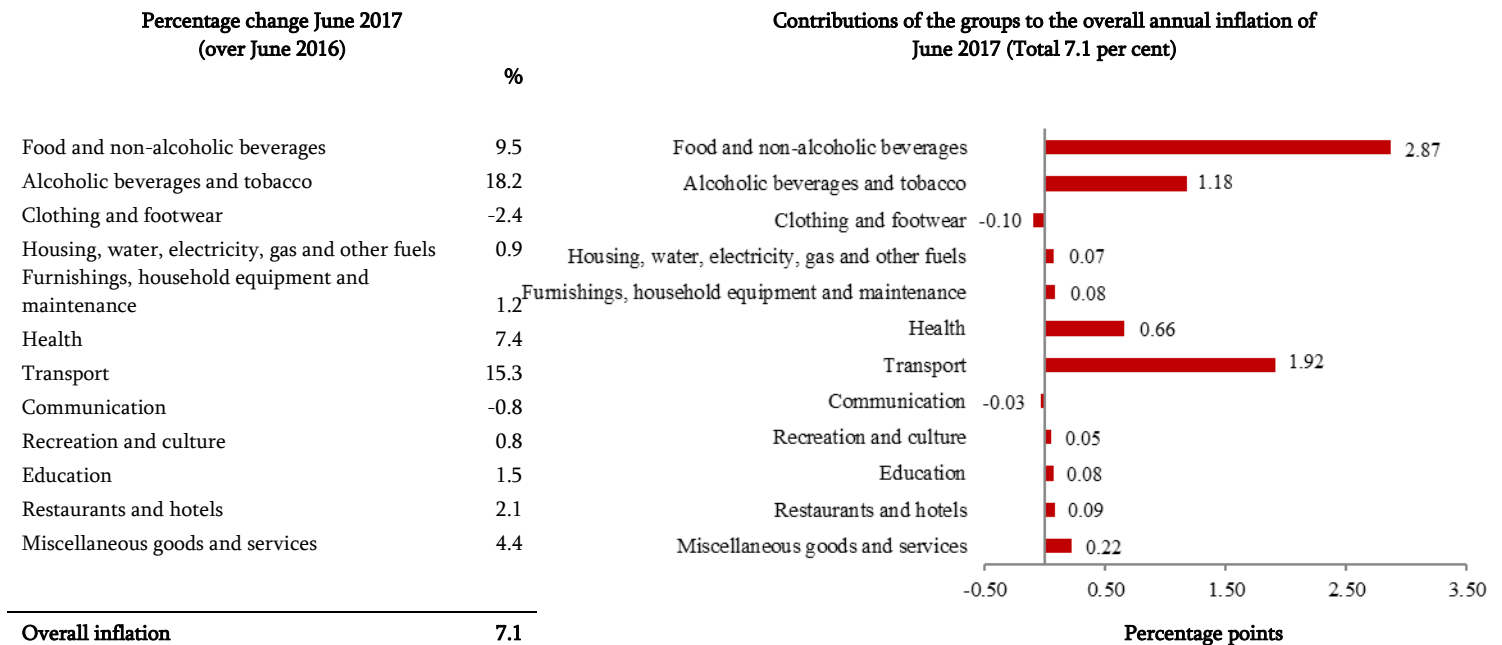


The monthly inflation rate was mainly influenced by price changes for the following groups:

In the reporting period prices for **food and non-alcoholic beverages** decreased 1.5 percent and, correspondingly, contributed -0.45 percentage points to the overall CPI change. The prices were comparably lower for the following subgroups: vegetables (-9.0 percent), milk, cheese and eggs (-2.1 percent), oils and fats (-1.1 percent) and fruit and grapes (-0.9 percent);

Alcoholic beverages and tobacco: prices within the group rose 2.5 percent, with the relevant contribution of 0.17 percentage points to the overall monthly inflation rate. The prices increased both for alcoholic beverages (1.3 percent) and tobacco (3.6 percent).

The following table shows percentage changes in prices for the commodity groups of the consumer basket as well as the relevant contributions to the overall annual inflation rate in June 2017.



The annual inflation rate was mainly influenced by price changes for the following groups:

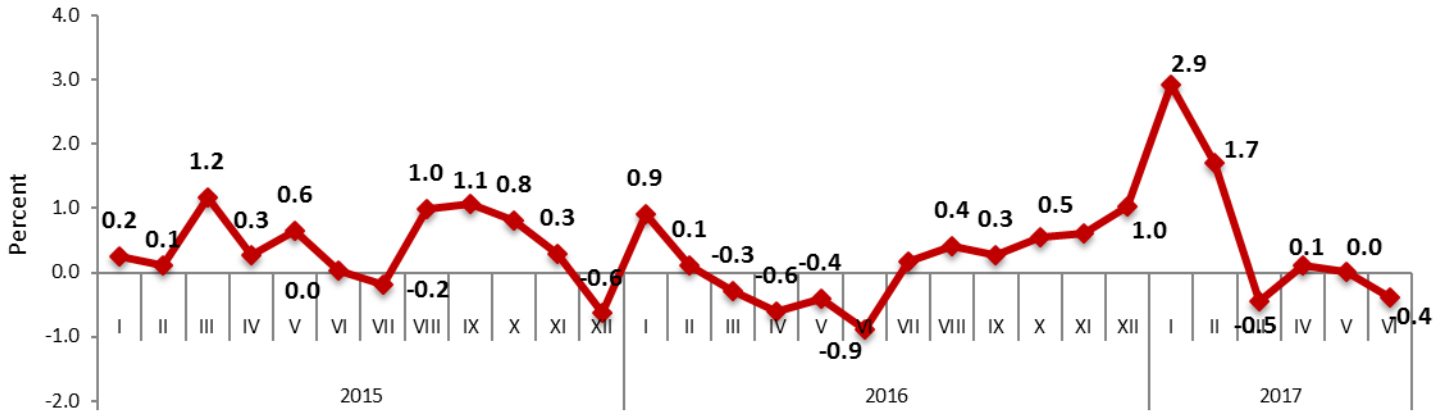
Food and non-alcoholic beverages: prices increased 9.5 percent contributing 2.87 percentage points to the annual inflation. Prices were up for: vegetables (33.7 percent), fruit and grapes (15.7 percent), milk, cheese and eggs (11.0 percent), sugar, jam, honey, chocolate and confectionery (10.4 percent), coffee, tea and cocoa (5.3 percent);

Transport: prices in the group increased 15.3 percent contributing 1.92 percentage points to the annual inflation. The prices were up for the subgroups of operation of personal transport equipment (21.0 percent), purchase of vehicles (12.9 percent) and transport services (4.6 percent);

Alcoholic, beverages and tobacco: prices increased 18.2 percent, with a relevant contribution of 1.18 percentage points to the overall index growth. Prices within the group were higher both for tobacco (36.8 percent) and alcoholic beverages (3.0 percent);

Health: prices were up 7.4 percent, which resulted in a 0.66 percentage point contribution to the overall annual inflation. Prices increased for subgroups of medical products, appliances and equipment (21.3 percent) and out-patient services (5.4 percent).

Monthly Inflation



Annual Inflation Rate in Georgia (Year-on-Year Change)



Average Inflation Rate (12 month average over the previous 12 month average, percentage change)



Contact person: Levan Karsaulidze

Tel: (+995 32) 236 72 10 (400)

Fax: (+995 32) 236 72 13

E-mail: lkarsaulidze@geostat.ge

www.geostat.ge, info@geostat.ge