



National Statistics Office of Georgia

## INFLATION RATE IN GEORGIA

# 2017

JULY

03.08.2017

[www.geostat.ge](http://www.geostat.ge)

## Inflation Rate in Georgia, July 2017

In July 2017 the monthly inflation rate amounted to -0.9 percent. Compared to the same month of the previous year the Consumer Price Index change (annual inflation rate) posted a 6.0 percent increase.

The following table shows percentage changes in prices for the commodity groups of the consumer basket as well as the relevant contributions to the overall monthly inflation rate.

Percentage change July 2017 (over June 2017)		Contributions* of the groups to the overall monthly inflation of July 2017 (Total -0.9 per cent)	
	%		
Food and non-alcoholic beverages	-2.6	Food and non-alcoholic beverages	-0.78
Alcoholic beverages and tobacco	0.5	Alcoholic beverages and tobacco	0.04
Clothing and footwear	-0.7	Clothing and footwear	-0.02
Housing, water, electricity, gas and other fuels	0.0	Housing, water, electricity, gas and other fuels	0.00
Furnishings, household equipment and maintenance	-0.1	Furnishings, household equipment and maintenance	-0.01
Health	0.0	Health	0.00
Transport	-1.0	Transport	-0.14
Communication	-0.2	Communication	-0.01
Recreation and culture	0.3	Recreation and culture	0.02
Education	0.1	Education	0.00
Restaurants and hotels	0.3	Restaurants and hotels	0.01
Miscellaneous goods and services	-0.1	Miscellaneous goods and services	-0.01
<b>Overall inflation</b>	<b>-0.9</b>		

Percentage points

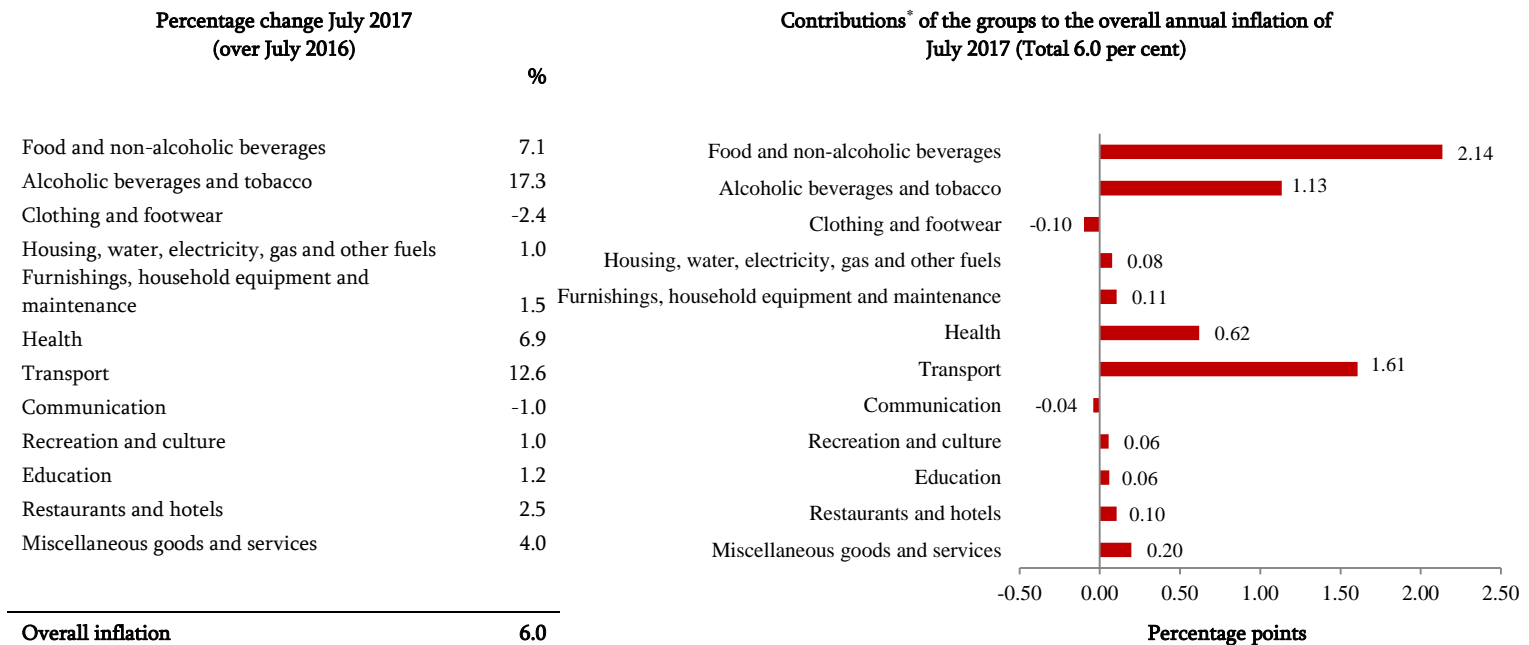
The monthly inflation rate was mainly influenced by price changes for the following groups:

In the reporting period prices for **food and non-alcoholic beverages** decreased 2.6 percent and, correspondingly, contributed -0.78 percentage points to the overall CPI change. Prices were comparably lower for the following subgroups: vegetables (-18.0 percent), fruit and grapes (-9.0 percent), meat (-0.5 percent), sugar, jam, honey, chocolate and confectionery (-0.3 percent);

**Transport:** prices in the group decreased 1.0 percent, contributing -0.14 percentage points to the monthly inflation. Prices were down for the subgroups of operation of personal transport equipment (-2.3 percent) and purchase of vehicles (-1.5 percent), whereas prices increased for transport services (2.2 percent).

\* Individual contributions may not sum up to the total due to rounding.

The following table shows percentage changes in prices for the commodity groups of the consumer basket as well as the relevant contributions to the overall annual inflation rate in July 2017.



The annual inflation rate was mainly influenced by price changes for the following groups:

**Food and non-alcoholic beverages:** prices increased 7.1 percent contributing 2.14 percentage points to the annual inflation. Prices were up for: vegetables (25.6 percent), fruit and grapes (15.9 percent), milk, cheese and eggs (9.3 percent), meat (9.1 percent), coffee, tea and cocoa (5.6 percent), oils and fats (5.5 percent), fish (4.4 percent);

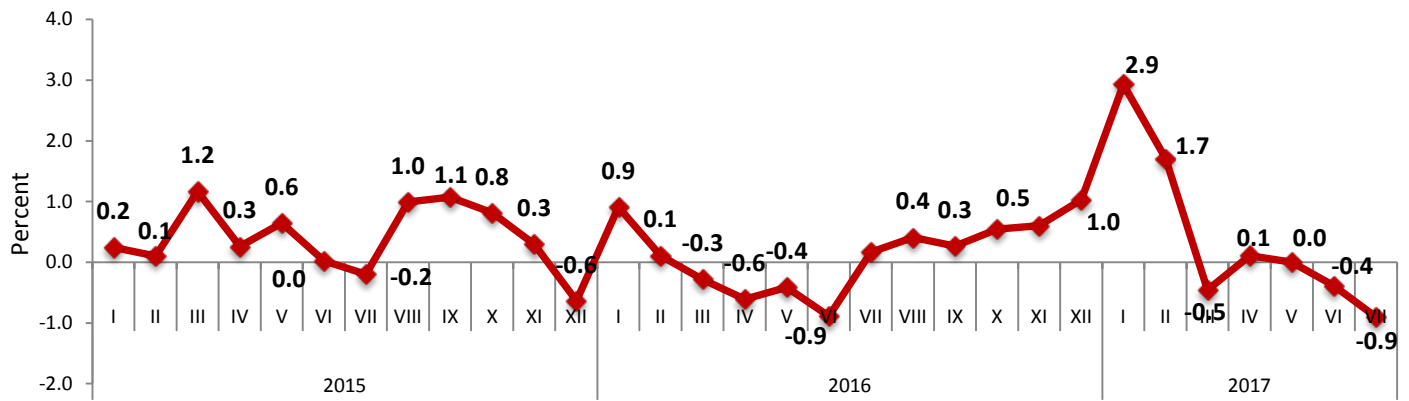
**Transport:** prices in the group increased 12.6 percent, contributing 1.61 percentage points to the annual inflation. The prices were up for the subgroups of operation of personal transport equipment (18.0 percent), purchase of vehicles (4.0 percent) and transport services (3.4 percent);

**Alcoholic, beverages and tobacco:** prices increased 17.3 percent, with a relevant contribution of 1.13 percentage points to the overall index growth. Prices within the group were higher for tobacco (37.1 percent) and alcoholic beverages (1.3 percent);

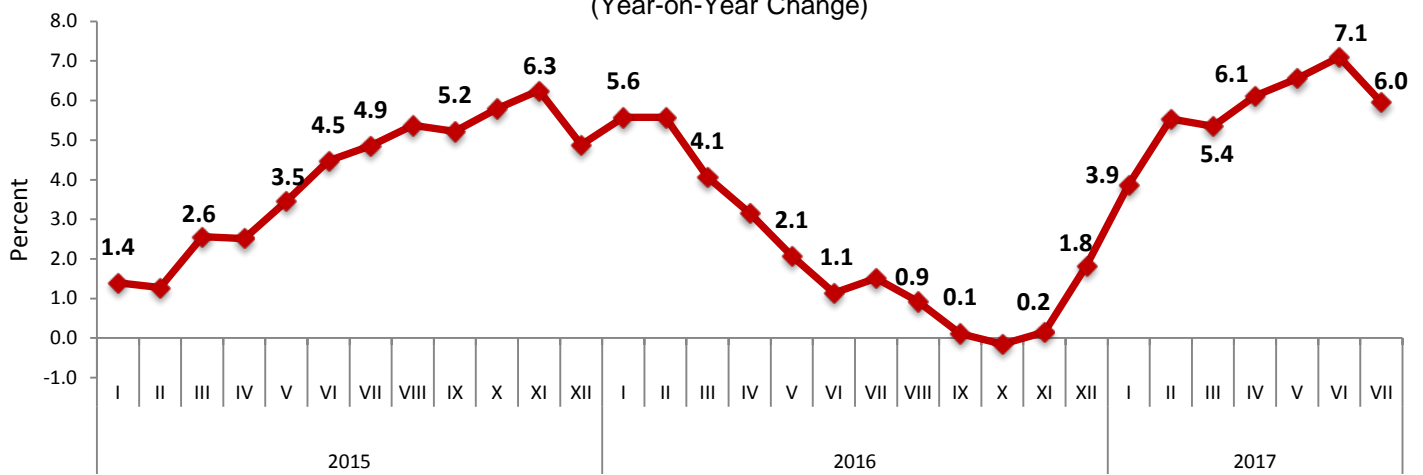
**Health:** prices were up 6.9 percent, which resulted in a 0.62 percentage point contribution to the overall annual inflation. Prices increased for subgroups of medical products, appliances and equipment (18.1 percent) and out-patient services (5.5 percent).

\* Individual contributions may not sum up to the total due to rounding.

### Monthly Inflation

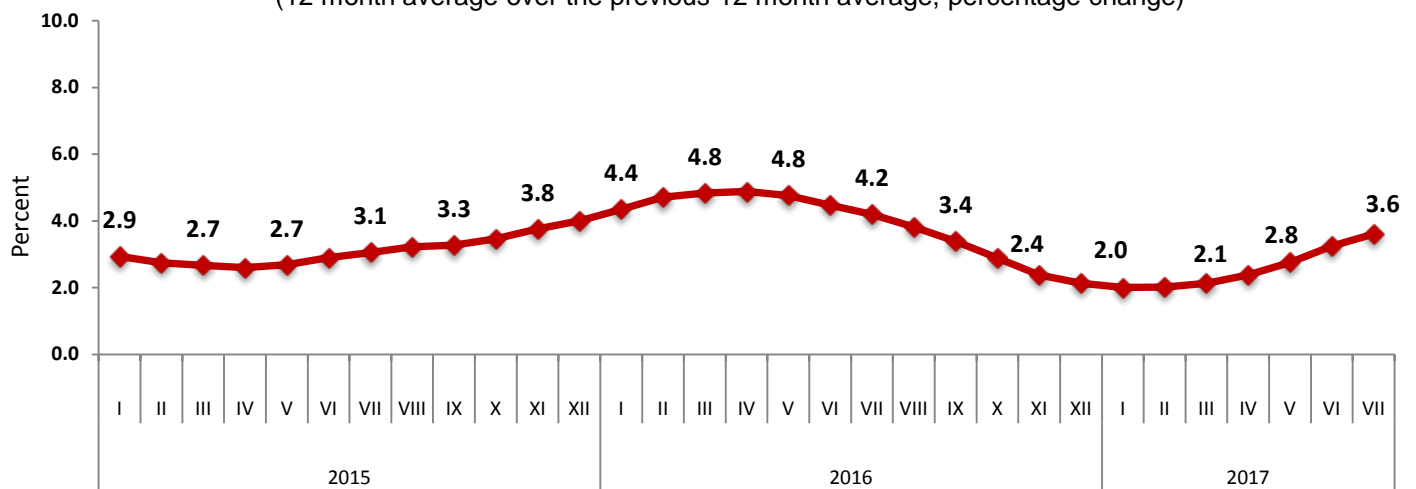


### Annual Inflation Rate in Georgia (Year-on-Year Change)



### Average Inflation Rate

(12 month average over the previous 12 month average, percentage change)



Contact person: Levan Karsaulidze

Tel: (+995 32) 236 72 10 (400)

Fax: (+995 32) 236 72 13

E-mail: [lkarsaulidze@geostat.ge](mailto:lkarsaulidze@geostat.ge)