



National Statistics Office of Georgia

INFLATION RATE IN GEORGIA

2017

SEPTEMBER



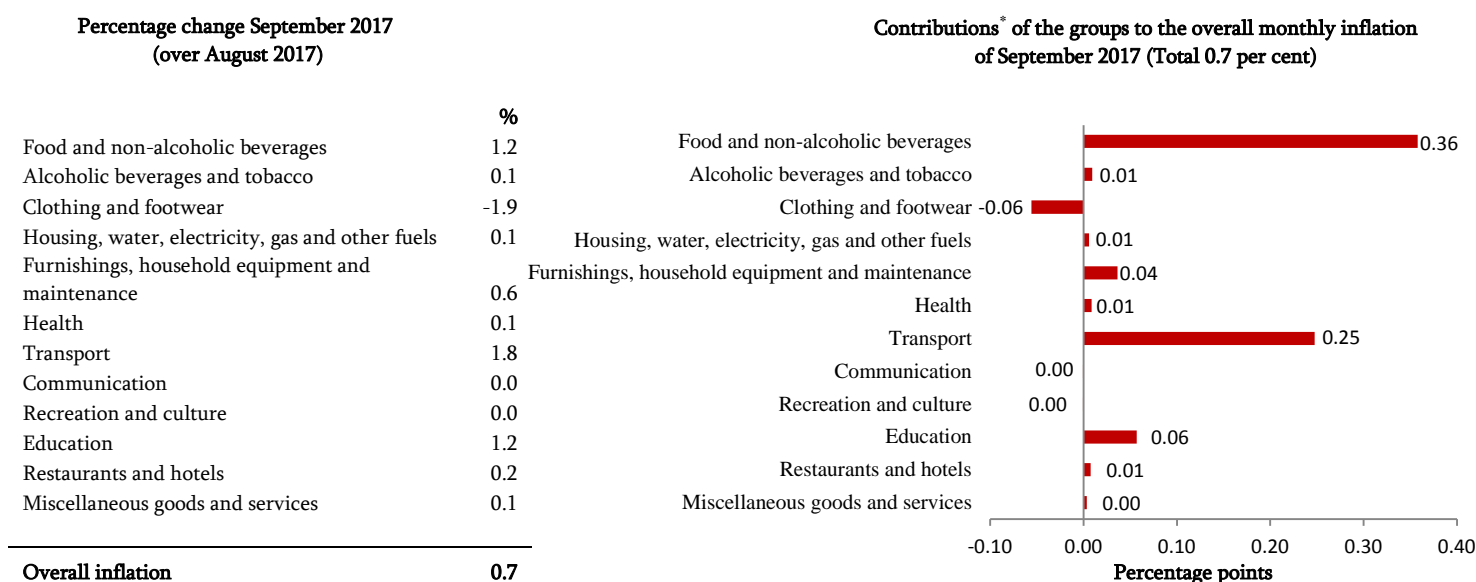
03.10.2017

www.geostat.ge

Inflation Rate in Georgia, September 2017

In September 2017 monthly inflation rate amounted to 0.7 percent. Compared to the same month of the previous year the Consumer Price Index change (annual inflation rate) posted a 6.2 percent increase.

The following table shows percentage changes in prices for the commodity groups of the consumer basket as well as the relevant contributions to the **overall monthly inflation rate**.



The monthly inflation rate was mainly influenced by price changes for the following groups:


In the reporting period prices for **food and non-alcoholic beverages** increased 1.2 percent and, correspondingly, contributed 0.36 percentage points to the overall CPI change. Prices were comparably higher for the following subgroups: fruit and grapes (5.5 percent), milk, cheese and eggs (4.0 percent) and vegetables (3.4 percent). In the same period prices for fish went down 0.8 percent;

Transport: prices in the group increased 1.8 percent, contributing 0.25 percentage points to the monthly inflation. The prices were up for subgroups of purchase of vehicles (4.0 percent) and operation of personal transport equipment (2.8 percent), while prices decreased for transports services (-1.0 percent);

Clothing and footwear: prices were 1.9 percent lower, which had a downward effect of -0.06 percentage points on monthly inflation. Prices decreased both for clothing (-2.5 percent) and footwear (-0.9 percent).

* Individual contributions may not sum up to the total due to rounding.

The following table shows percentage changes in prices for the commodity groups of the consumer basket as well as the relevant contributions to the **overall annual inflation rate** in September 2017.



The annual inflation rate was mainly influenced by price changes for the following groups:

Food and non-alcoholic beverages: prices increased 6.5 percent contributing 1.96 percentage points to the annual inflation. Prices were up for: vegetables (17.3 percent), milk, cheese and eggs (11.5 percent), meat (8.5 percent), oils and fats (6.5 percent), fruit and grapes (5.9 percent), coffee, tea and cocoa (5.0 percent);

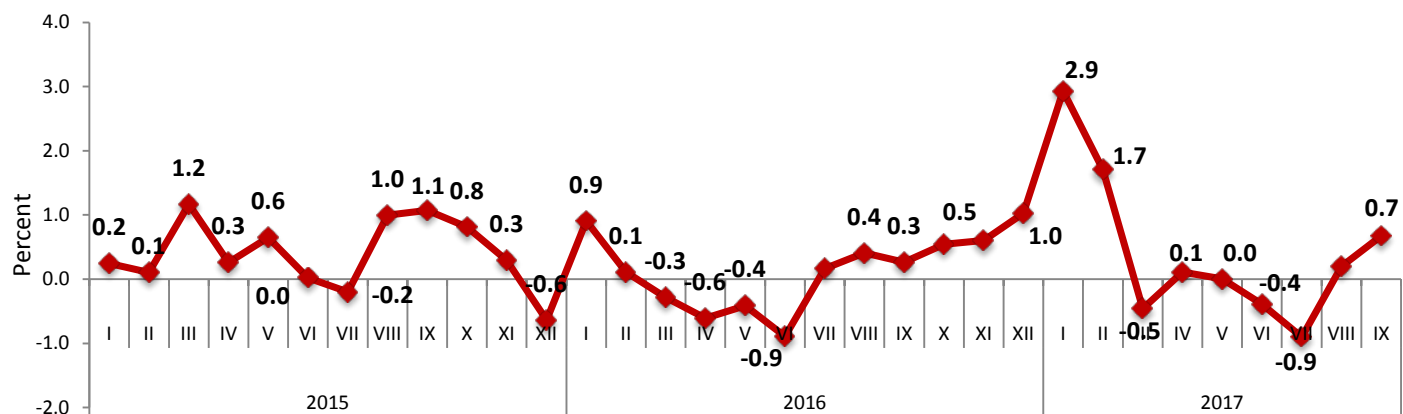
Transport: prices in the group increased 14.7 percent, contributing 1.84 percentage points to the annual inflation. The prices were up for operation of personal transport equipment (19.7 percent), purchase of vehicles (12.0 percent) and transport services (5.0 percent);

Alcoholic beverages and tobacco: prices increased 17.4 percent, with a relevant contribution of 1.13 percentage points to the overall index growth. Prices within the group were higher both for tobacco (37.6 percent) and alcoholic beverages (1.1 percent);

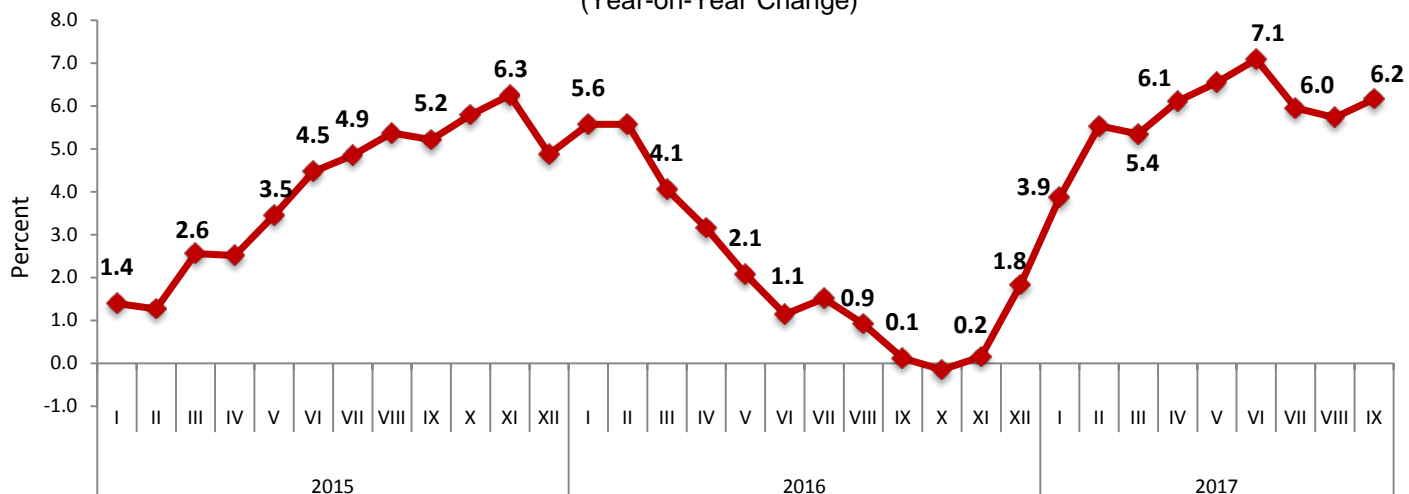
Health: prices were up 7.7 percent, which resulted in a 0.69 percentage point contribution to the overall annual inflation. Prices increased for subgroups of medical products, appliances and equipment (19.8 percent) and out-patient services (6.3 percent).

* Individual contributions may not sum up to the total due to rounding.

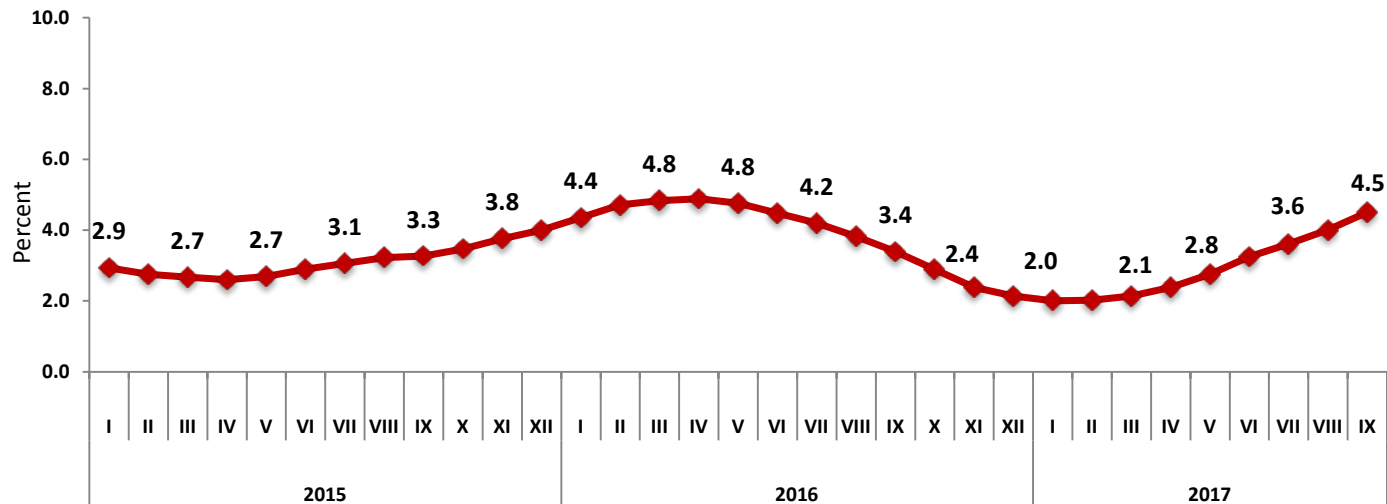
Monthly Inflation



Annual Inflation Rate in Georgia (Year-on-Year Change)



Average Inflation Rate (12 month average over the previous 12 month average, percentage change)



Contact person: Giorgi Tetrauli

Tel: (+995 32) 236 72 10 (400)

Fax: (+995 32) 236 72 13

E-mail: gtetrauli@geostat.ge

www.geostat.ge, info@geostat.ge