




National Statistics Office of Georgia

PRODUCER PRICE INDEX FOR INDUSTRIAL  
PRODUCTS IN GEORGIA

**2017**  
OCTOBER



20.11.2017

[www.geostat.ge](http://www.geostat.ge)

20.11.2017

## **Producer Price Index for Industrial Products in Georgia**

*October 2017*

In October 2017 the Producer Price Index (PPI) for Industrial Products increased 1.1 percent over September 2017, while the index increased 13.3 percent compared to October 2016.

In October prices for **manufactured products** were up by 0.9 percent **compared to the previous month**, which resulted in a 0.76 percentage point contribution to the overall monthly PPI change. Prices increased mainly for food products, beverages and tobacco (1.3 percent). Prices went up also for rubber and plastic products (7.3 percent) and for chemicals, chemical products and man-made fibres (1.6 percent). Prices decreased for basic metals and fabricated metal products (-1.6 percent).

**Electrical energy, gas, steam and hot water** posted a 1.7 percent price increase. Prices were up by 3.0 for **products from mining and quarrying**. These increases contributed 0.23 and 0.14 percentage point to the overall index change, respectively.

The **annual PPI** rate was mainly affected by price changes for the following products:

- **Manufactured products:** prices increased 13.3 percent, contributing 10.91 percentage points to the overall annual index growth. Prices were up mainly for basic metals and fabricated metal products (49.0 percent) and food products, beverages and tobacco (7.7 percent);
- **Electrical energy, gas, steam and hot water:** prices increased 9.5 percent and contributed 1.35 percentage points to the overall PPI change;
- **Products from mining and quarrying:** prices were 24.3 percent higher, with the relevant contribution of 1.0 percentage points to the overall annual PPI growth.

The following table presents the Producer Price Index over September 2017 and October 2016, with the relevant contributions of the products to the changes in the overall index.

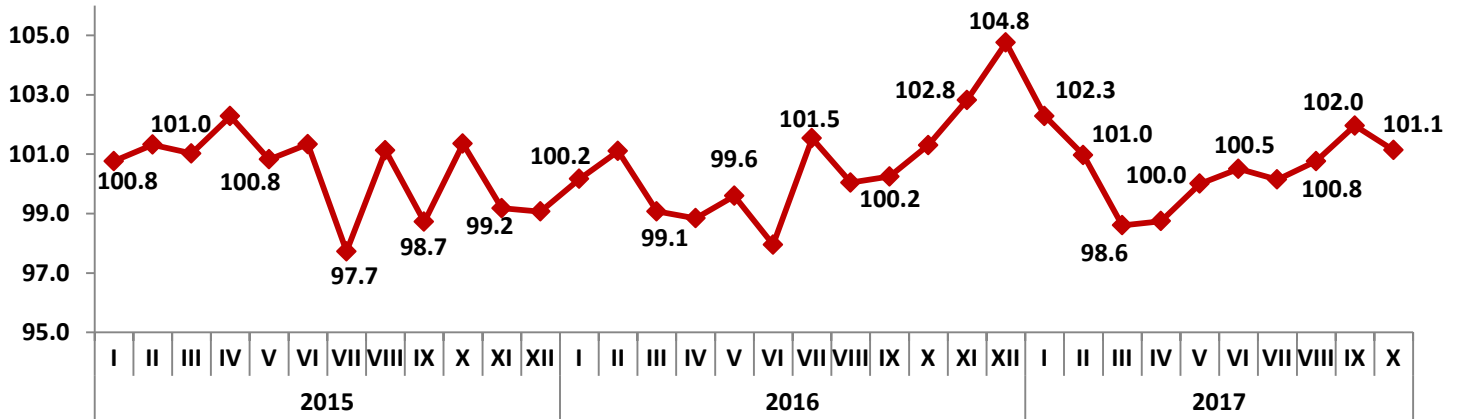
## Producer Price Index for Industrial Products in Georgia

*October 2017*

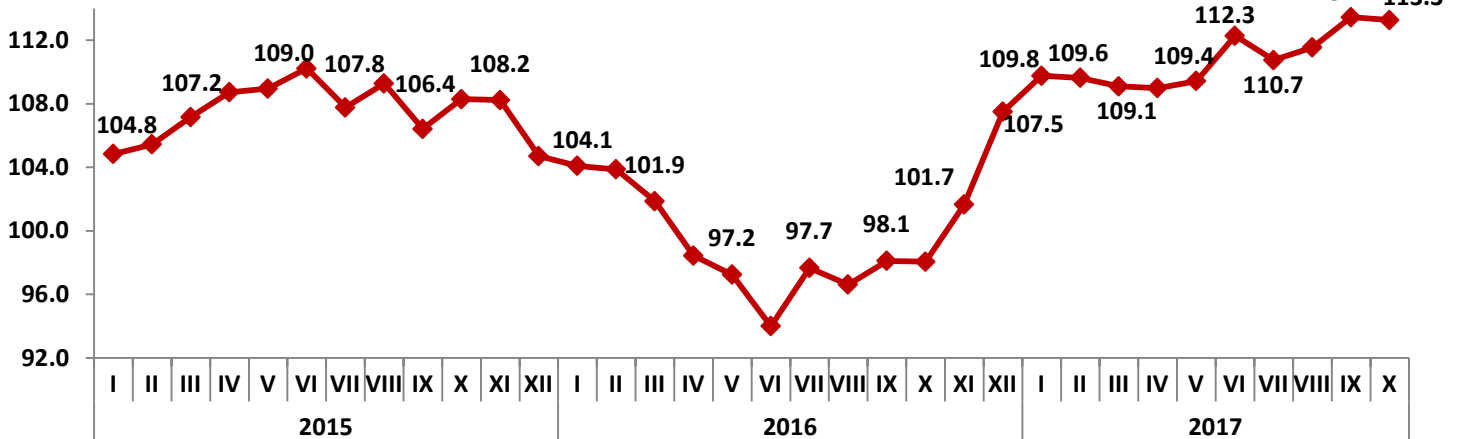
Code	Groups	Over September 2017	Contributions <sup>1</sup> to monthly changes	Over October 2016	Contributions <sup>1</sup> to annual changes
	<b>Total</b>	<b>101.1</b>	<b>1.13</b>	<b>113.3</b>	<b>13.26</b>
<b>C</b>	<b>Products from mining and quarrying</b>	<b>103.0</b>	<b>0.14</b>	<b>124.3</b>	<b>1.00</b>
CA	Coal and lignite; peat; crude petroleum and natural gas; uranium and thorium	112.9	0.08	120.5	0.16
CB	Metal ores and other mining and quarrying products	101.4	0.06	124.7	0.84
<b>D</b>	<b>Manufactured products</b>	<b>100.9</b>	<b>0.76</b>	<b>113.3</b>	<b>10.91</b>
DA	Food products, beverages and tobacco	101.3	0.49	107.7	3.10
DB	Textiles and textile products	103.4	0.07	100.4	-0.04
DC	Leather and leather products	86.3	-0.04	74.8	-0.10
DD	Wood and products of wood and cork (except furniture); articles of straw and plaiting materials	107.0	0.08	103.3	0.04
DE	Pulp, paper and paper products; recorded media; printing services	100.1	0.00	104.0	0.10
DF	Coke, refined petroleum products and nuclear fuel	107.5	0.02	...	0.02
DG	Chemicals, chemical products and man-made fibres	101.6	0.10	106.9	0.42
DH	Rubber and plastic products	107.3	0.19	113.0	0.36
DI	Other non-metallic mineral products	100.6	0.06	102.3	0.23
DJ	Basic metals and fabricated metal products	98.4	-0.25	149.0	6.47
DK	Machinery and equipment n.e.c.	100.0	0.00	93.9	-0.03
DL	Electrical and optical equipment	100.2	0.00	125.9	0.24
DM	Transport equipment	100.8	0.01	102.5	0.02
DN	Other manufactured goods n.e.c.	101.8	0.03	104.1	0.07
<b>E</b>	<b>Electrical energy, gas, steam and hot water</b>	<b>101.7</b>	<b>0.23</b>	<b>109.5</b>	<b>1.35</b>

<sup>1</sup> Individual contributions may not sum up to the total changes in the index due to rounding.

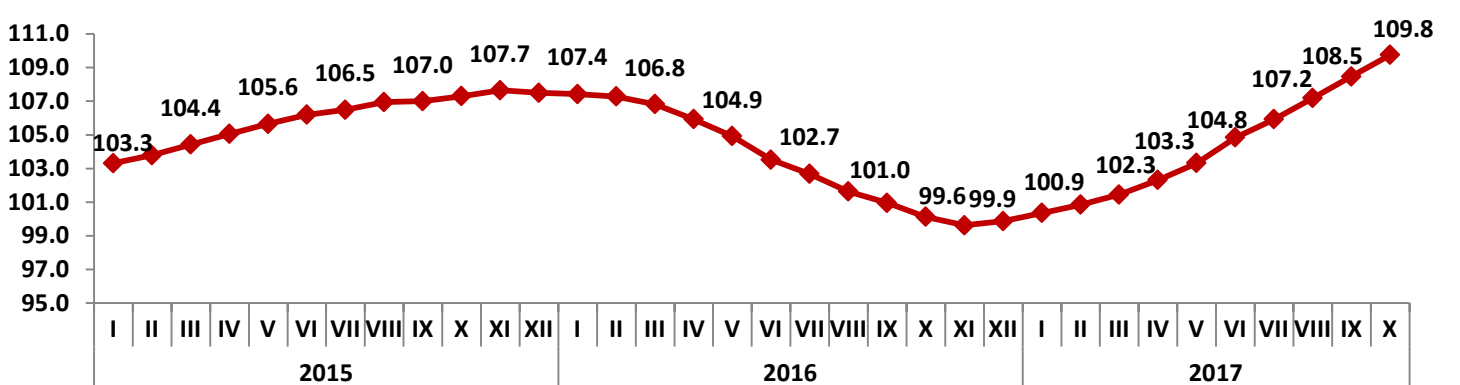
**Producer Price Index for Industrial Products**  
(Previous month=100)



**Producer Price Index for Industrial Products**  
(The same month of the previous year =100)



**Producer Price Index for Industrial Products**  
(12 month average over the previous 12 month average)



Contact person: Giorgi Tetrauli  
 Tel: (+995 32) 236 72 10 (400)  
 Fax: (+995 32) 236 72 13  
 E-mail: [gtetrauli@geostat.ge](mailto:gtetrauli@geostat.ge)