



National Statistics Office of Georgia

# INFLATION RATE IN GEORGIA 2017 DECEMBER



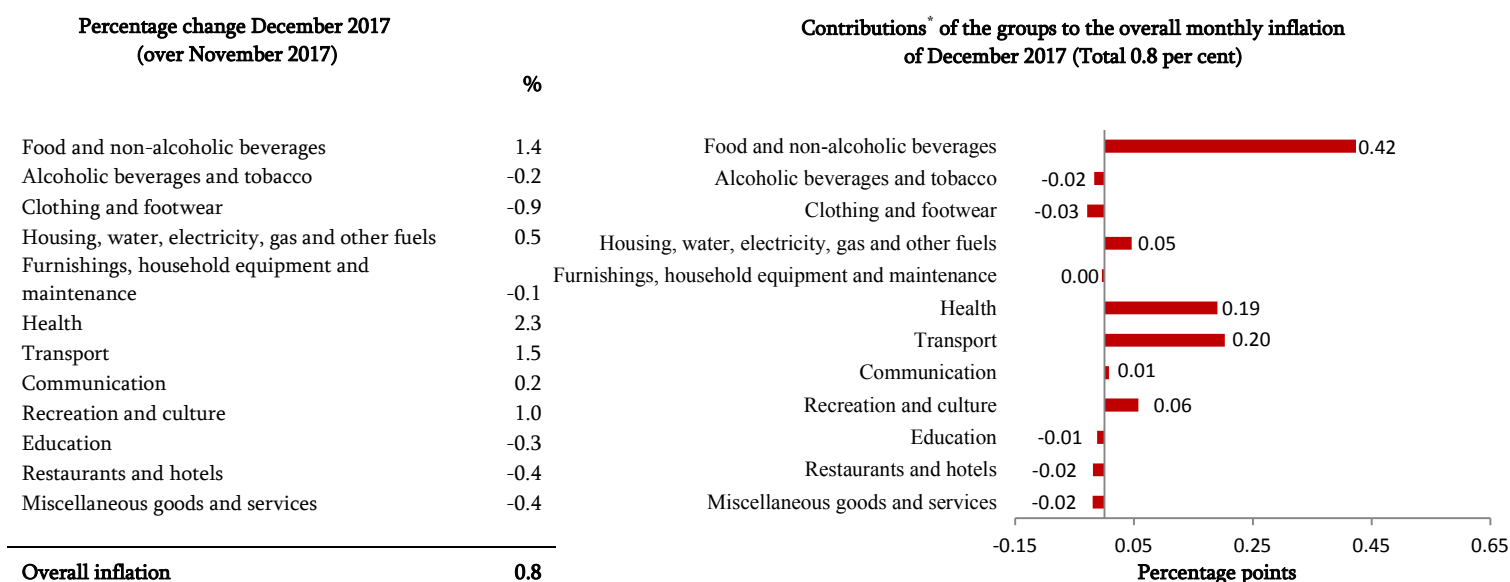
03.01.2018

[www.geostat.ge](http://www.geostat.ge)

## Inflation Rate in Georgia, December 2017

In December 2017 monthly inflation rate amounted to 0.8 percent. Compared to the same month of the previous year the Consumer Price Index change (annual inflation rate) posted a 6.7 percent increase.

The following table shows percentage changes in prices for the commodity groups of the consumer basket as well as the relevant contributions to the **overall monthly inflation rate**.



The monthly inflation rate was mainly influenced by price changes for the following groups:

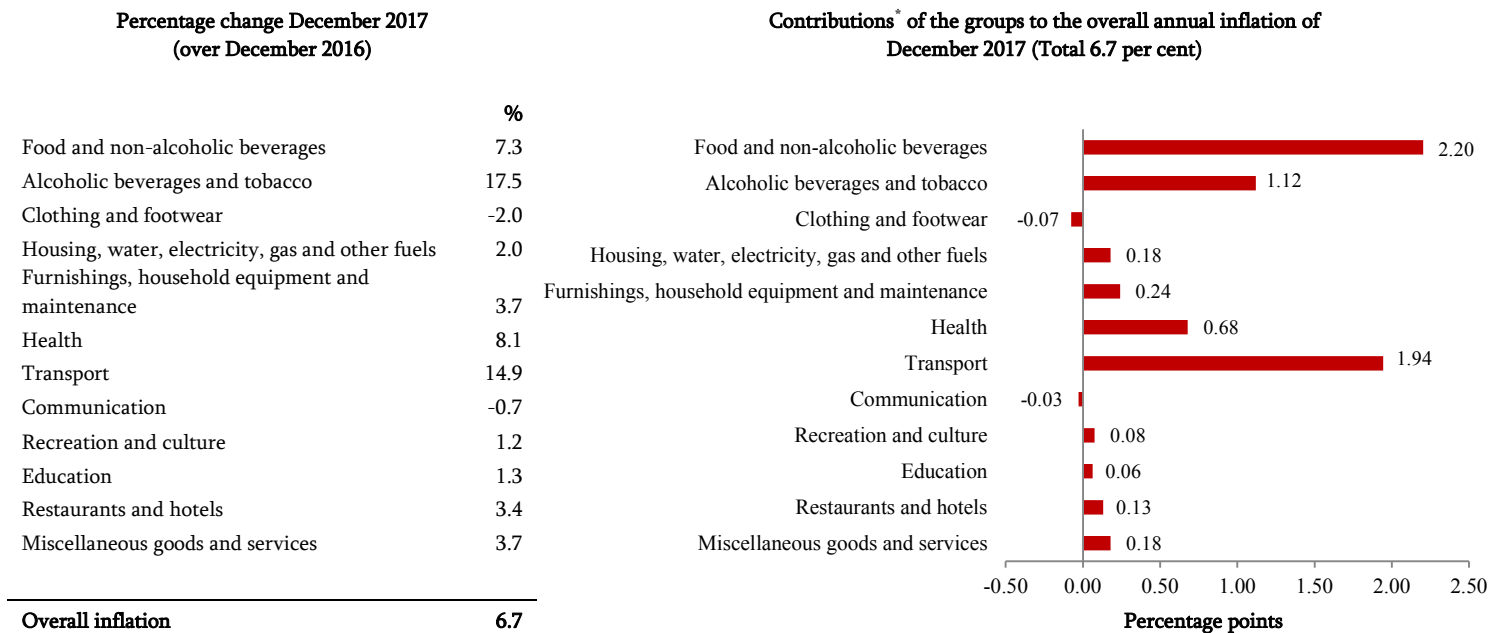
**Food and non-alcoholic beverages:** the prices increased by 1.4 percent, contributing 0.42 percentage points to the overall CPI change. There was an increase in prices for the following subgroups: vegetables (5.3 percent), fruit and grapes (4.2 percent), fish (1.9 percent), milk, cheese and eggs (1.3 percent) and meat (1.0 percent);

**Transport:** the prices in the group increased by 1.5 percent, contributing 0.2 percentage points to the overall CPI change. Prices were up for operation of personal transport equipment (4.6 percent);

**Health:** the prices increased by 2.3 percent, contributing 0.19 percentage points to the overall CPI change. Prices were up for the following subgroups: medical products, appliances and equipment (5.0 percent) and hospital services (1.4 percent).

\* Individual contributions may not sum up to the total due to rounding.

The following table shows percentage changes in prices for the commodity groups of the consumer basket as well as the relevant contributions to the **overall annual inflation rate** in December 2017.



The annual inflation rate was mainly influenced by price changes for the following groups:

**Food and non-alcoholic beverages:** the prices increased by 7.3 percent contributing 2.2 percentage points to the annual inflation. Prices were up for the following subgroups: vegetables (21.3 percent), fruit and grapes (12.6 percent), meat (8.8 percent), milk, cheese and eggs (8.0 percent), oils and fats (6.4 percent), coffee, tea and cocoa (6.1 percent);

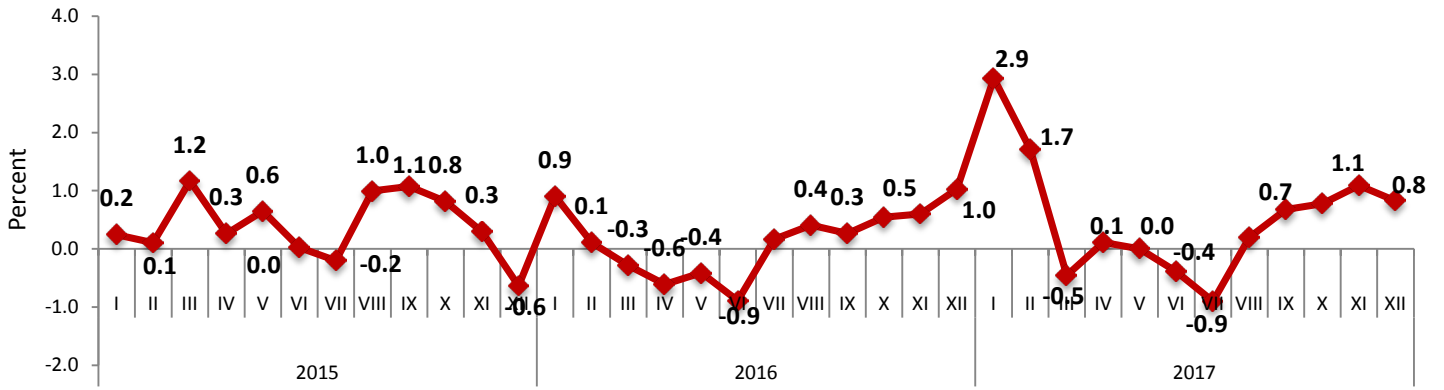
**Transport:** the prices increased by 14.9 percent, contributing 1.94 percentage points to the annual inflation. Prices rose for operation of personal transport equipment (20.8 percent) and transport services (5.5 percent);

**Alcoholic beverages and tobacco:** the prices increased by 17.5 percent, with a relevant contribution of 1.12 percentage points to the overall index growth. Prices within the group were higher for tobacco (36.6 percent);

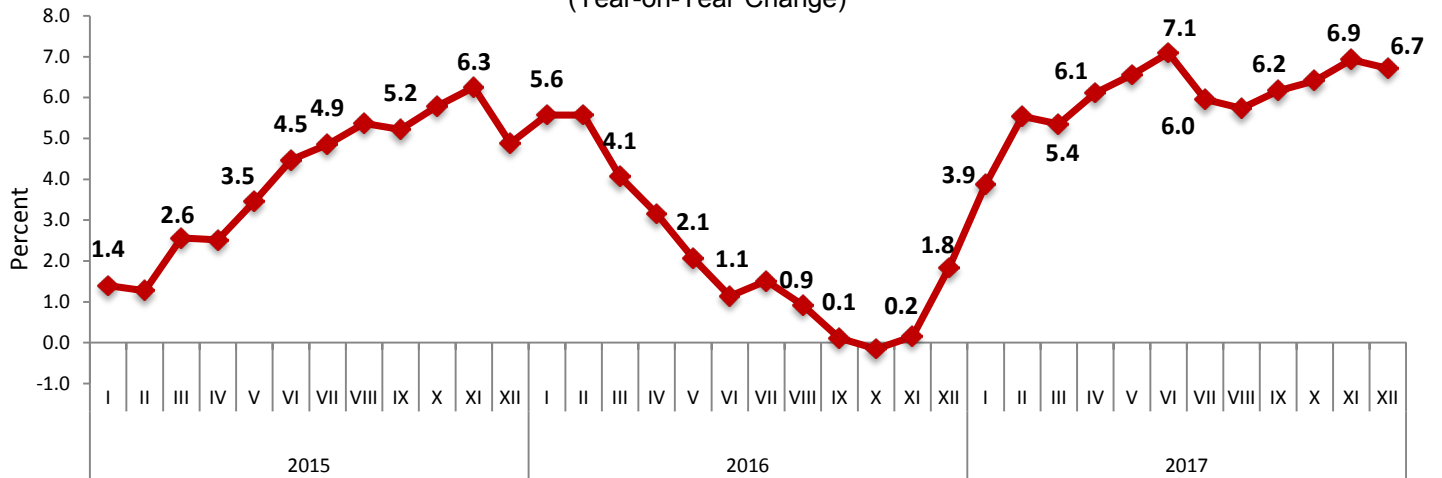
**Health:** the prices were up by 8.1 percent, which resulted in a 0.68 percentage point contribution to the overall annual inflation. Prices increased for the subgroups of medical products, appliances and equipment (15.0 percent), out-patient services (6.6 percent) and hospital services (2.8 percent).

\* Individual contributions may not sum up to the total due to rounding.

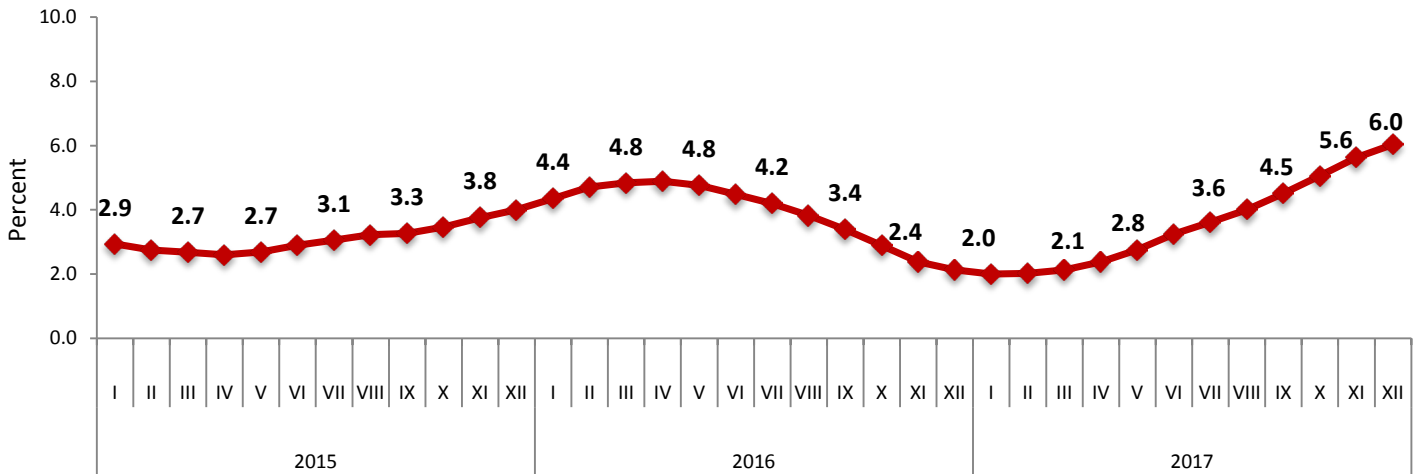
### Monthly Inflation



### Annual Inflation Rate in Georgia (Year-on-Year Change)



### Average Inflation Rate (12 month average over the previous 12 month average, percentage change)



Contact person: Giorgi Tetrauli  
 Tel: (+995 32) 236 72 10 (400)  
 Fax: (+995 32) 236 72 13  
 E-mail: [gtetrauli@geostat.ge](mailto:gtetrauli@geostat.ge)