



National Statistics Office of Georgia

INFLATION RATE IN GEORGIA

2018

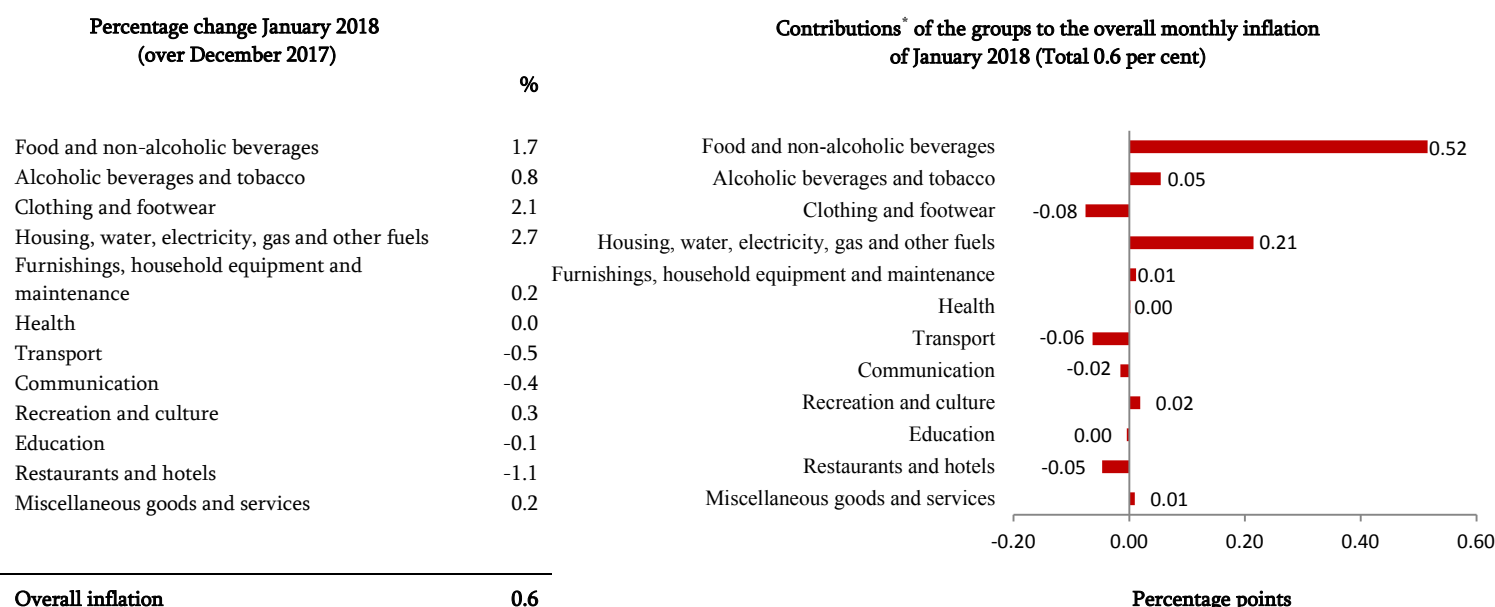
JANUARY



Inflation Rate in Georgia, January 2018

In January 2018 monthly inflation rate amounted to 0.6 percent. Compared to the same month of the previous year the Consumer Price Index change (annual inflation rate) posted a 4.3 percent increase.

The following table shows percentage changes in prices for the commodity groups of the consumer basket as well as the relevant contributions to the **overall monthly inflation rate**.



The monthly inflation rate was mainly influenced by price changes for the following groups:

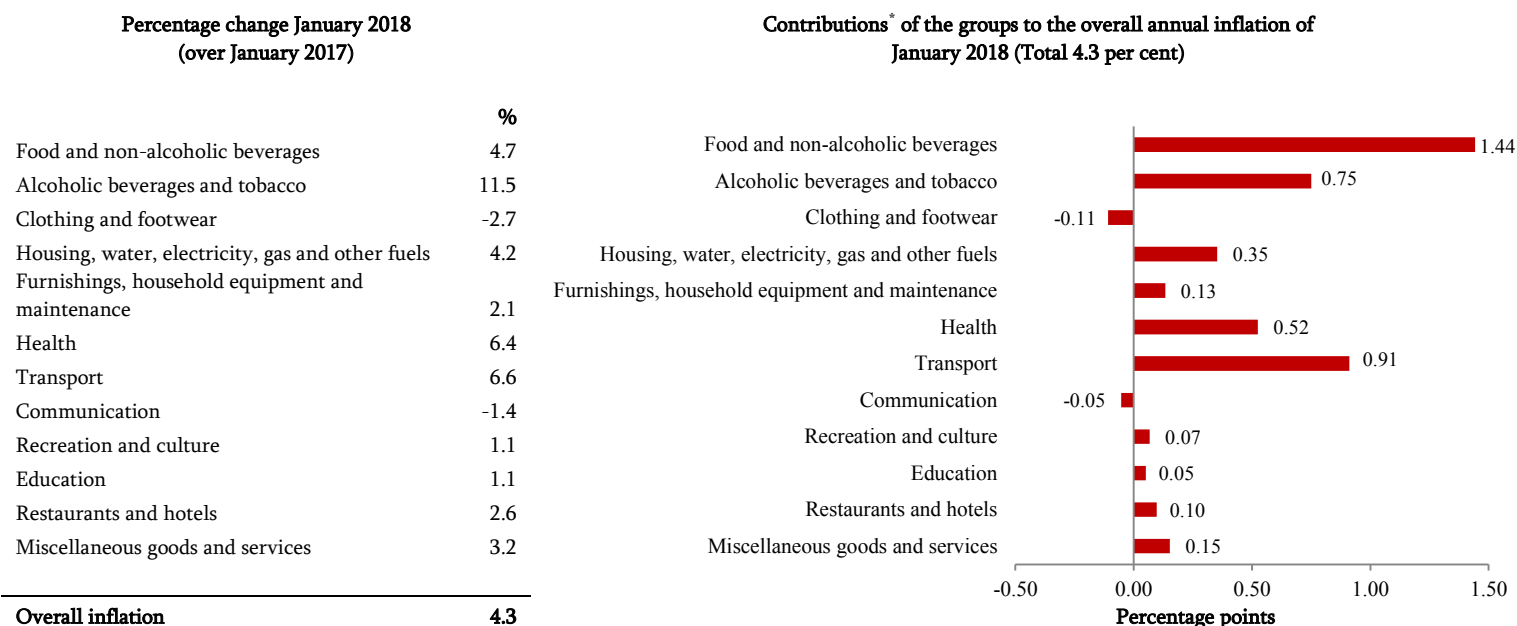
Prices for **food and non-alcoholic beverages** increased by 1.7 percent, contributing 0.52 percentage points to the overall CPI change. Prices were higher for the following subgroups: fruit and grapes (9.8 percent), vegetables (5.3 percent), milk, cheese and eggs (3.0 percent), sugar, jam, honey, chocolate and confectionary (1.0 Percent);

Housing, water, electricity, gas and other fuels: prices in the group increased by 2.7 percent, contributing 0.21 percentage points to the overall CPI change. Prices were up for electricity, gas and other fuels (2.5 percent), also for water supply and miscellaneous services related to the dwelling (7.7 percent);

Clothing and footwear: prices decreased by 2.1 percent, contributing -0.08 percentage points to the overall CPI change. Prices were down for footwear (-3.5 percent) and clothing (-1.5 percent).

* Individual contributions may not sum up to the total due to rounding.

The following table shows percentage changes in prices for the commodity groups of the consumer basket as well as the relevant contributions to the **overall annual inflation rate** in January 2018.



The annual inflation rate was mainly influenced by price changes for the following groups:

Food and non-alcoholic beverages: prices increased by 4.7 percent, contributing 1.44 percentage points to the annual inflation. Prices were up for the following subgroups: fruit and grapes (13.5 percent), milk, cheese and eggs (7.9 percent), meat (6.6 percent), vegetables (4.3 percent), coffee, tea and cocoa (4.3 percent), oils and fats (4.0 percent);

Transport: prices increased by 6.6 percent, contributing 0.91 percentage points to the annual inflation. The prices rose for operation of personal transport equipment (9.7 percent) and transport services (3.4 percent). Meanwhile, prices were down for purchase of vehicles (-9.2 percent);

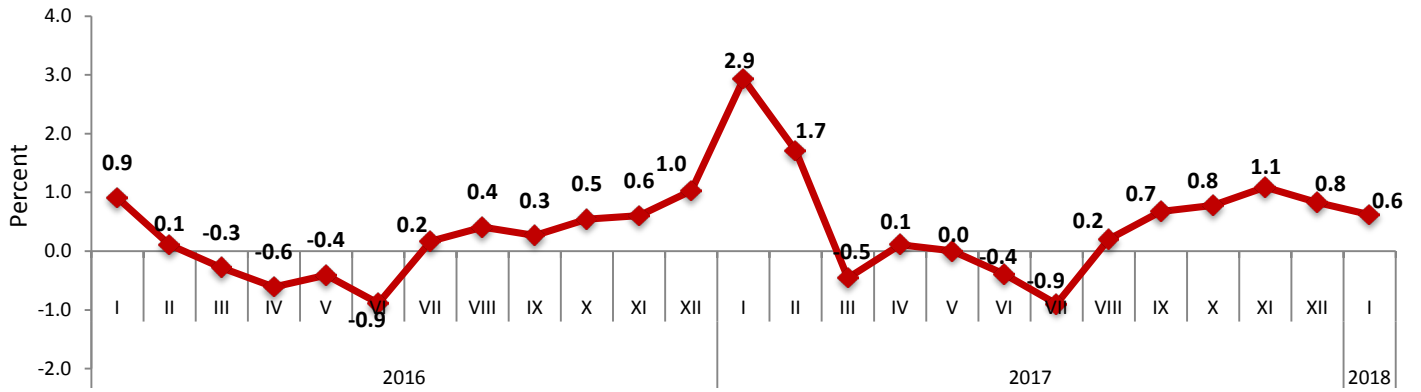
Alcoholic beverages and tobacco: prices increased by 11.5 percent, with a relevant contribution of 0.75 percentage points to the overall index growth. Prices within the group were higher for tobacco (19.8 percent) and alcoholic beverages (3.5 percent);

Health: prices were up by 6.4 percent, which resulted in a 0.52 percentage point contribution to the overall annual inflation. Prices increased for subgroups of medical products, appliances and equipment (10.7 percent), out-patient services (5.4 percent) and hospital services (2.8 percent).

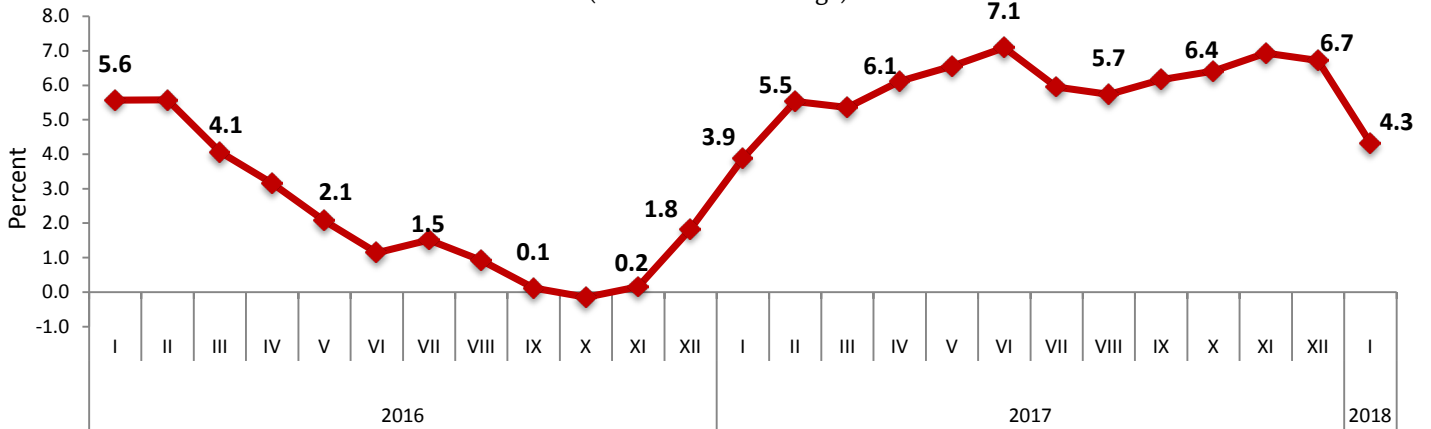
Housing, water, electricity, gas and other fuels: prices increased by 4.2 percent, contributing 0.35 percentage points to the annual inflation. Prices rose for electricity, gas and other fuels (4.6 percent), also for water supply and miscellaneous services related to the dwelling (7.7 percent).

* Individual contributions may not sum up to the total due to rounding.

Monthly Inflation

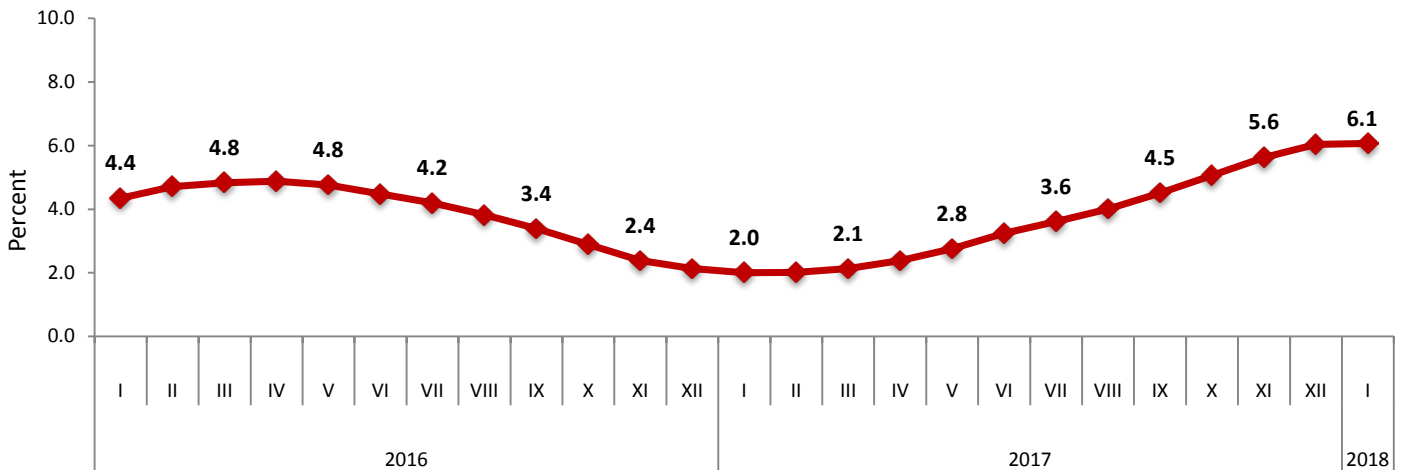


Annual Inflation Rate in Georgia (Year-on-Year Change)



Average Inflation Rate

(12 month average over the previous 12 month average, percentage change)



Contact person: Giorgi Tetrauli

Tel: (+995 32) 236 72 10 (400)

Fax: (+995 32) 236 72 13

E-mail: gtetrauli@geostat.ge

www.geostat.ge, info@geostat.ge