



National Statistics Office of Georgia

2018

APRIL

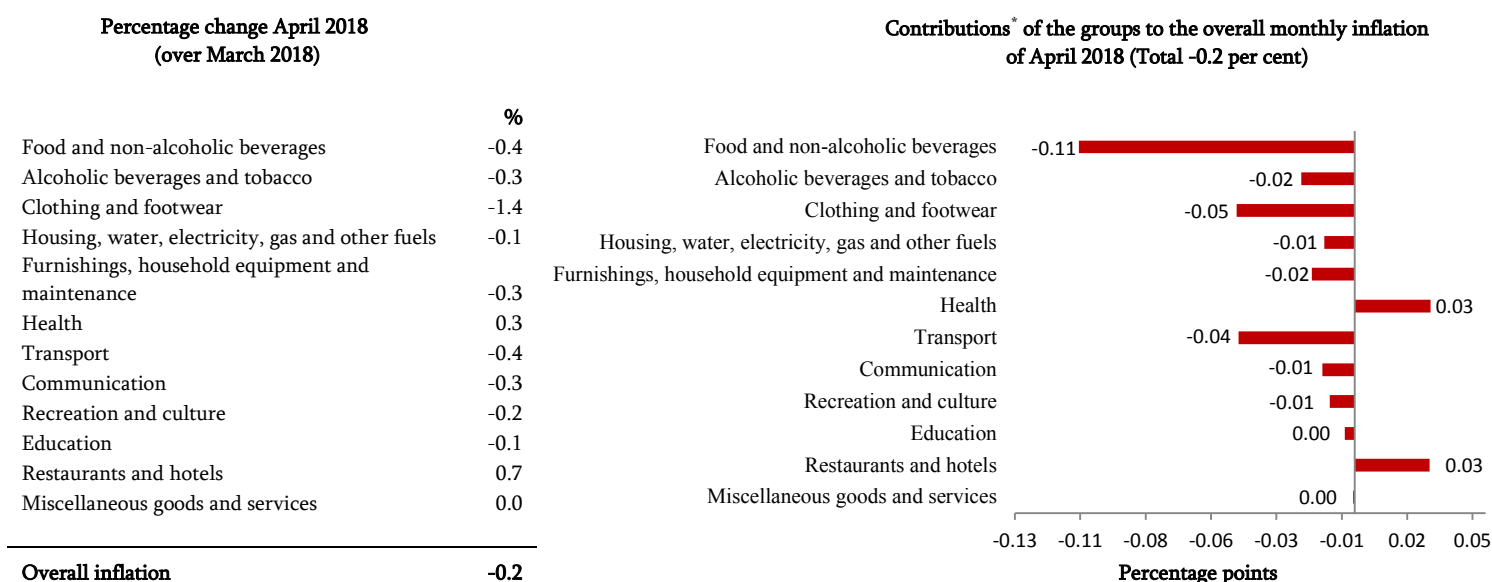
INFLATION RATE IN GEORGIA



Inflation Rate in Georgia, April 2018

In April 2018 the monthly inflation rate amounted to -0.2 percent. Compared to the same month of the previous year the Consumer Price Index change (annual inflation rate) posted a 2.5 percent increase.

The following table shows percentage changes in prices for the commodity groups of the consumer basket as well as the relevant contributions to the **overall monthly inflation rate**.



The monthly inflation rate was mainly influenced by price changes for the following groups:

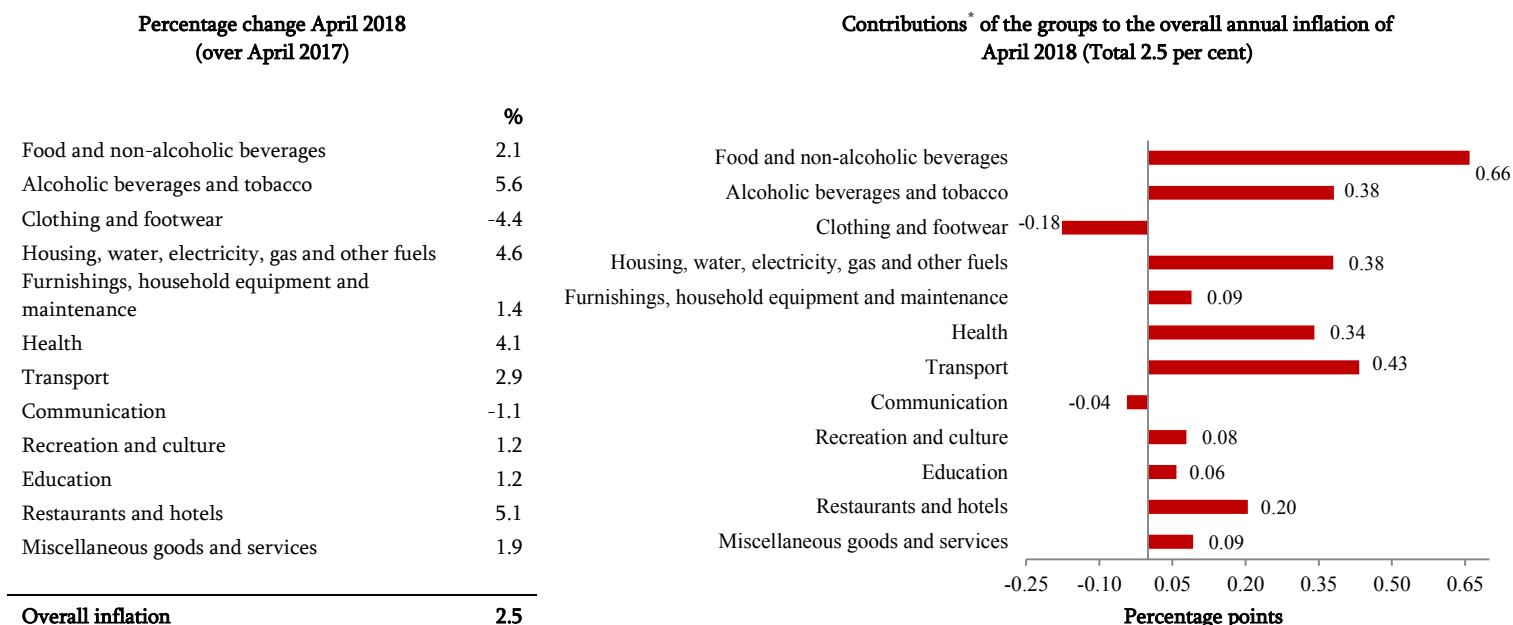
Food and non-alcoholic beverages: prices in the group decreased by 0.4 percent, contributing -0.11 percentage points to the overall CPI change. Prices decreased for the following subgroups: milk, cheese and eggs (-3.1 percent), sugar, jam, honey, chocolate and confectionary (-1.4 percent), fish (-1.1 percent), oils and fats (-0.5 percent). In the meantime, the prices increased for fruit and grapes (3.7 percent);

Clothing and footwear: prices in the group decreased by 1.4 percent, contributing -0.05 percentage points to the overall CPI change. Prices decreased for clothing (-1.4 percent) and footwear (-1.1 percent);

Transport: prices decreased by 0.4 percent, contributing -0.04 percentage points to the overall CPI change. Prices decreased for the purchase of vehicles (-2.0 percent) and operation of personal transport equipment (-0.5 percent).

* Individual contributions may not sum up to the total due to rounding.

The following table shows percentage changes in prices for the commodity groups of the consumer basket, as well as the relevant contributions to the **overall annual inflation rate** in April 2018.



The annual inflation rate was mainly influenced by price changes for the following groups:

Food and non-alcoholic beverages: prices increased by 2.1 percent, contributing 0.66 percentage points to the annual inflation. Prices increased for the following subgroups: fruit and grapes (19.7 percent), oils and fats (3.5 percent), meat (3.2 percent), fish (2.4 percent), milk, cheese and eggs (2.1 percent), coffee, tea and cocoa (1.6 percent). Meanwhile, the prices decreased for the group of sugar, jam, honey, chocolate and confectionary (-3.7 percent);

Transport: prices in the group increased by 2.9 percent, with a relevant contribution of 0.43 percentage points to the overall index growth. Prices within the group increased for operation of personal transport equipment (4.4 percent) and for transport services (1.9 percent);

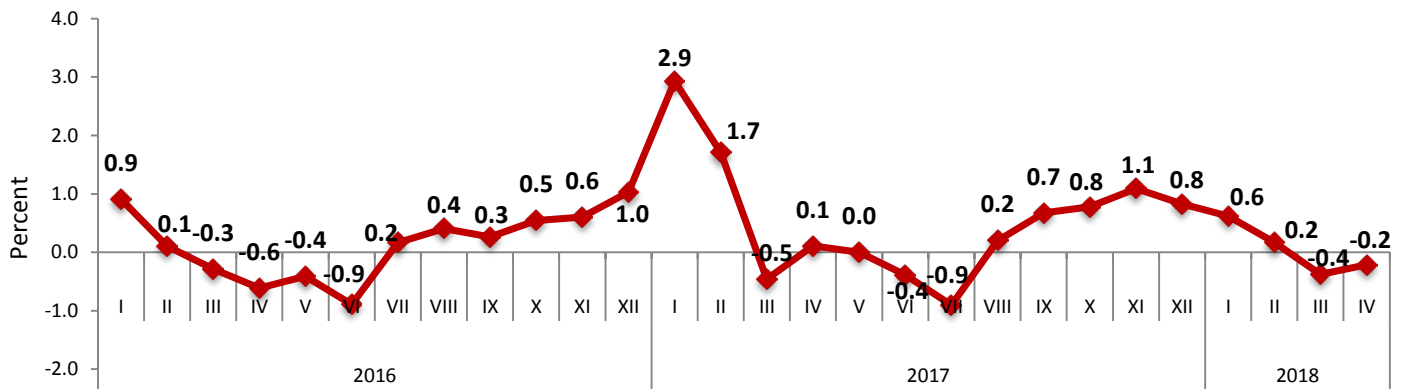
Alcoholic beverages and tobacco: prices in the group increased by 5.6 percent, with a relevant contribution of 0.38 percentage points to the annual inflation. Prices increased for the subgroup of tobacco (11.0 percent);

Housing, water, electricity, gas and other fuels: prices increased by 4.6 percent, contributing 0.38 percentage points to the annual inflation. The prices were higher for the subgroups of water supply and miscellaneous services relating to the dwelling (7.7 percent) and electricity, gas and other fuels (5.2 percent);

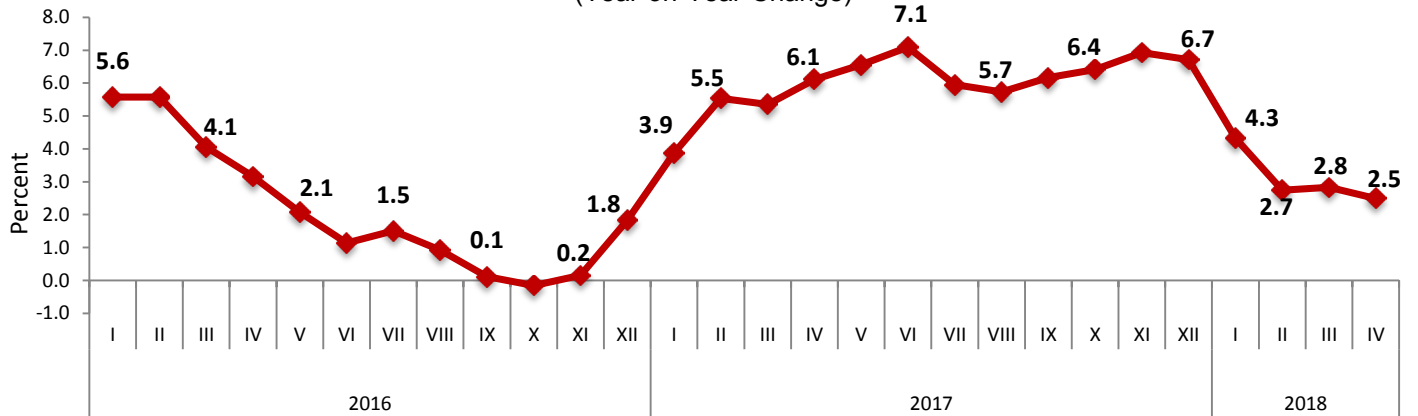
Health: prices increased by 4.1 percent, which resulted in a 0.34 percentage point contribution to the overall annual inflation. Prices increased for the following subgroups: medical products, appliances and equipment (5.3 percent), out-patient services (4.5 percent) and hospital services (2.4 percent).

* Individual contributions may not sum up to the total due to rounding.

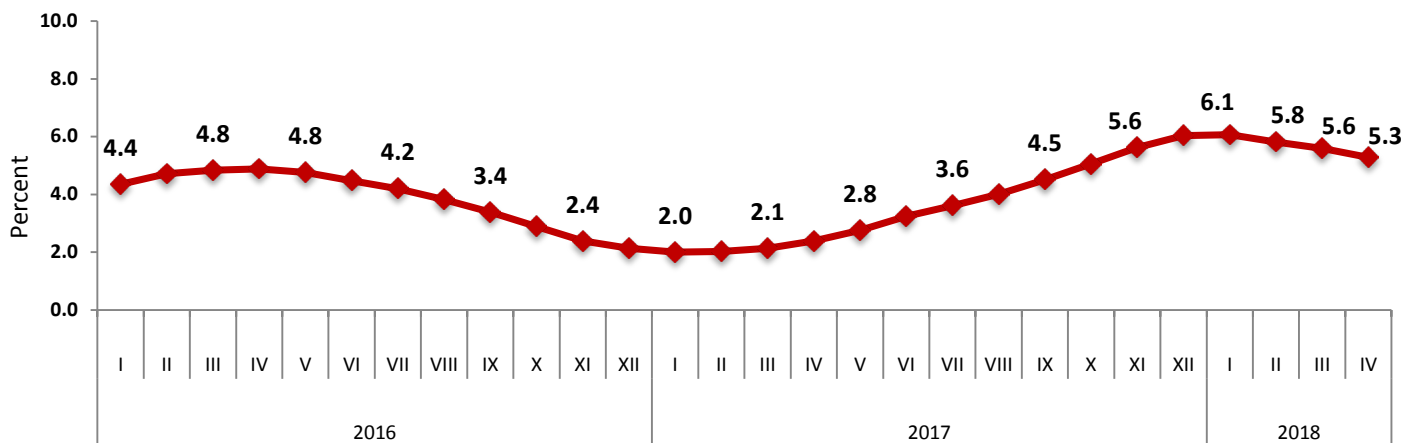
Monthly Inflation



Annual Inflation Rate in Georgia (Year-on-Year Change)



Average Inflation Rate (12 month average over the previous 12 month average, percentage change)



Contact person: Giorgi Tetrauli
 Tel: (+995 32) 236 72 10 (400)
 Fax: (+995 32) 236 72 13
 E-mail: gtetrauli@geostat.ge