



National Statistics Office of Georgia

INFLATION RATE IN GEORGIA

2018

JUNE



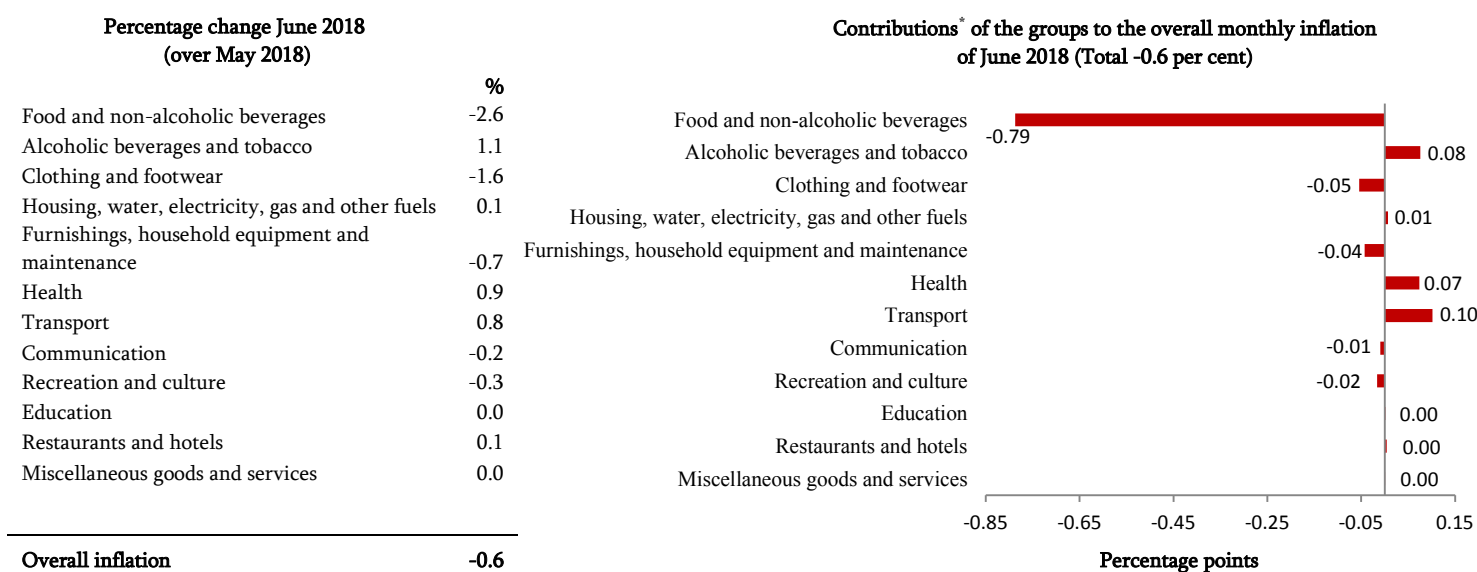
03.07.2018

www.geostat.ge

Inflation Rate in Georgia, June 2018

In June 2018 the monthly inflation rate amounted to -0.6 percent. Compared to the same month of the previous year the Consumer Price Index change (annual inflation rate) posted a 2.2 percent increase.

The following table shows percentage changes in prices for the commodity groups of the consumer basket as well as the relevant contributions to the **overall monthly inflation rate**.



The monthly inflation rate was mainly influenced by price changes for the following groups:

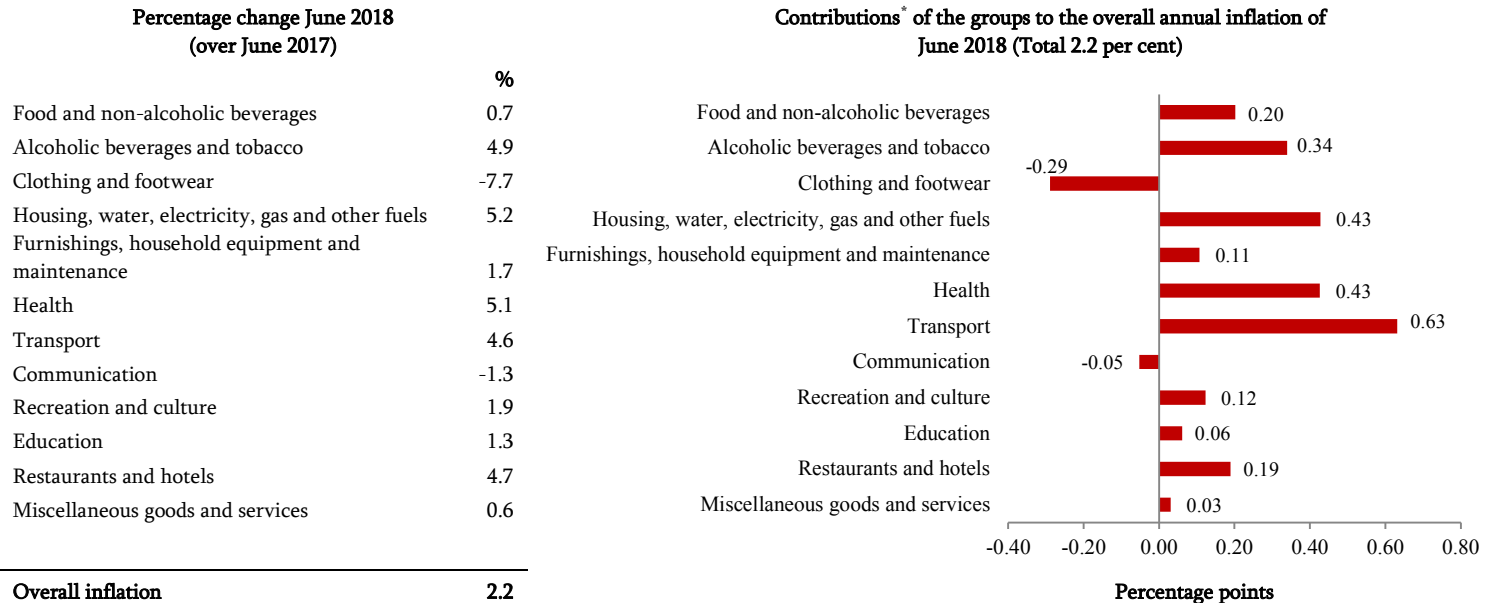
Food and non-alcoholic beverages: prices in the group decreased by 2.6 percent, contributing -0.79 percentage points to the overall CPI change. Prices decreased for the following subgroups: fruit and grapes (-14.6 percent), vegetables (-13.9 percent), milk, cheese and eggs (-2.3 percent), oils and fats (-0.8 percent). In the meantime, the prices increased for meat (0.9 percent);

Transport: prices went up by 0.8 percent, contributing 0.1 percentage points to the overall index change. Prices increased for operation of personal transport equipment (1.5 percent). Meanwhile, the prices were lower for the subgroup of purchase of vehicles (-2.1 percent);

Alcoholic beverages and tobacco: prices in the group were up by 1.1 percent, with a relevant contribution of 0.08 percentage points to the monthly inflation. Prices increased for the subgroup of tobacco (1.6 percent).

* Individual contributions may not sum up to the total due to rounding.

The following table shows percentage changes in prices for the commodity groups of the consumer basket, as well as the relevant contributions to the **overall annual inflation rate** in June 2018.



The annual inflation rate was mainly influenced by price changes for the following groups:

Transport: prices in the group were higher by 4.6 percent, with a relevant contribution of 0.63 percentage points to the overall index growth. Prices within the group increased for operation of personal transport equipment (8.3 percent). Meanwhile, prices were lower for the subgroup of purchase of vehicles (-10.8 percent);

Housing, water, electricity, gas and other fuels: prices went up by 5.2 percent, contributing 0.43 percentage points to the annual inflation. The prices were higher for the subgroups of water supply and miscellaneous services relating to the dwelling (7.7 percent) and electricity, gas and other fuels (5.8 percent);

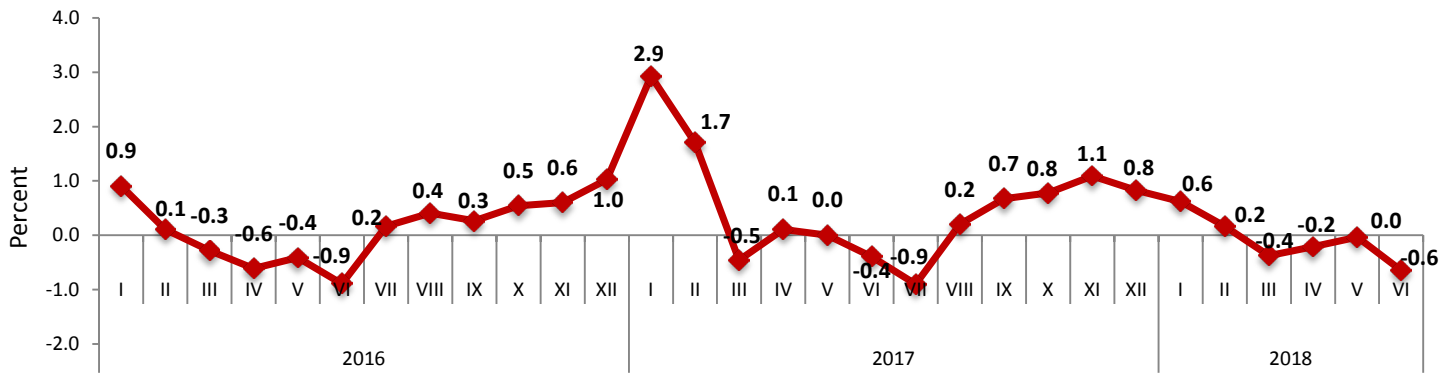
Health: prices increased by 5.1 percent, with a relevant contribution of 0.43 percentage points to the annual index change. Within the group prices were higher for the following subgroups: medical products, appliances and equipment (9.2 percent), out-patient services (3.4 percent) and hospital services (2.4 percent);

Alcoholic beverages and tobacco: prices in the group increased by 4.9 percent, contributing 0.34 percentage points to the annual inflation. Prices were higher for the subgroup of tobacco (8.9 percent);

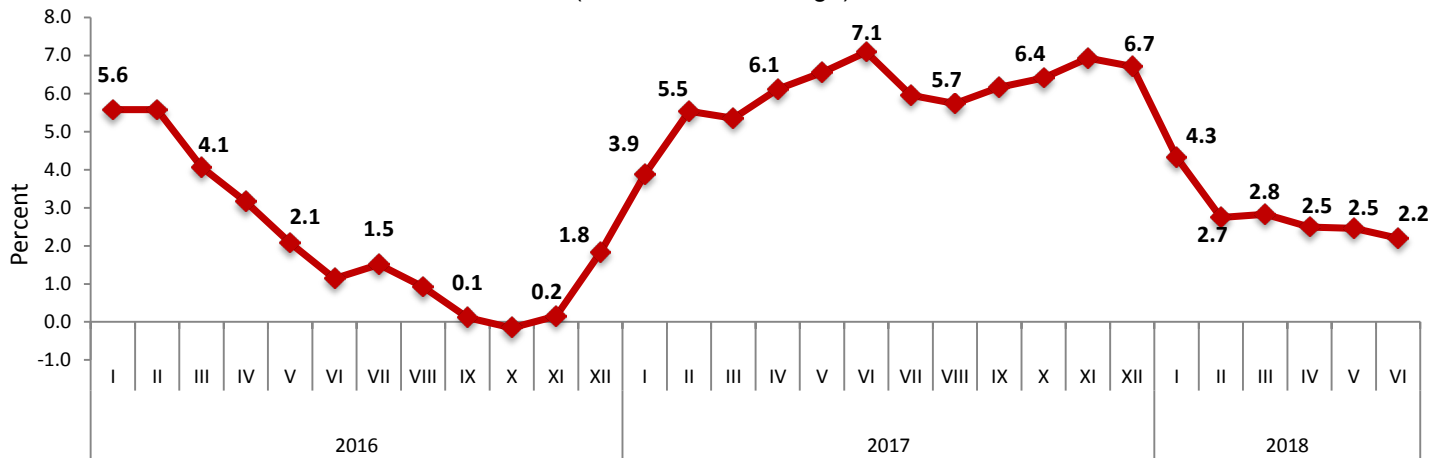
Clothing and footwear: prices decreased by 7.7 percent, which resulted in a -0.29 percentage point contribution to the overall inflation. Prices went down both for clothing (-7.9 percent) and footwear (-6.8 percent).

* Individual contributions may not sum up to the total due to rounding.

Monthly Inflation

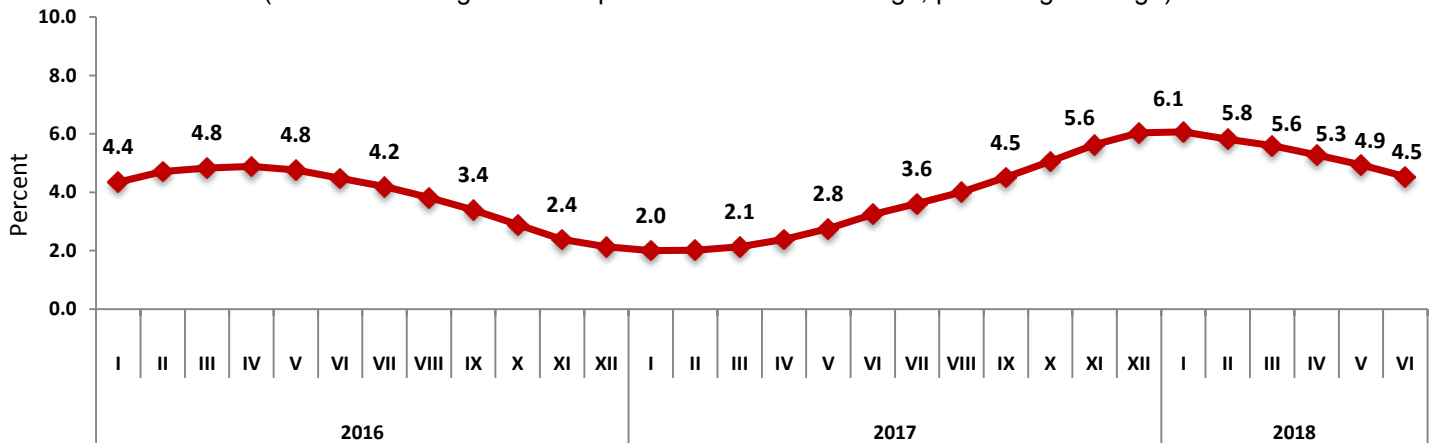


Annual Inflation Rate in Georgia (Year-on-Year Change)



Average Inflation Rate

(12 month average over the previous 12 month average, percentage change)



Contact person: Giorgi Tetrauli
 Tel: (+995 32) 236 72 10 (400)
 Fax: (+995 32) 236 72 13
 E-mail: gtetrauli@geostat.ge