



National Statistics Office of Georgia

AGRICULTURE OF GEORGIA 2018 II QUARTER

(PRELIMINARY DATA ON ANIMAL HUSBANDRY)



17.08.2018
www.geostat.ge

17.08.2018

**AGRICULTURE IN GEORGIA
SECOND QUARTER, 2018**

(PRELIMINARY DATA ON ANIMAL HUSBANDRY)

According to preliminary data for 2018, at the end of the second quarter the number of bovine animals down by 5.9 percent compared to the second quarter of 2017 and amounted to 977.4 thousand heads. The number of dairy cows and buffaloes decreased by 7.5 percent from the same period of the previous year and equaled 467.0 thousand heads.

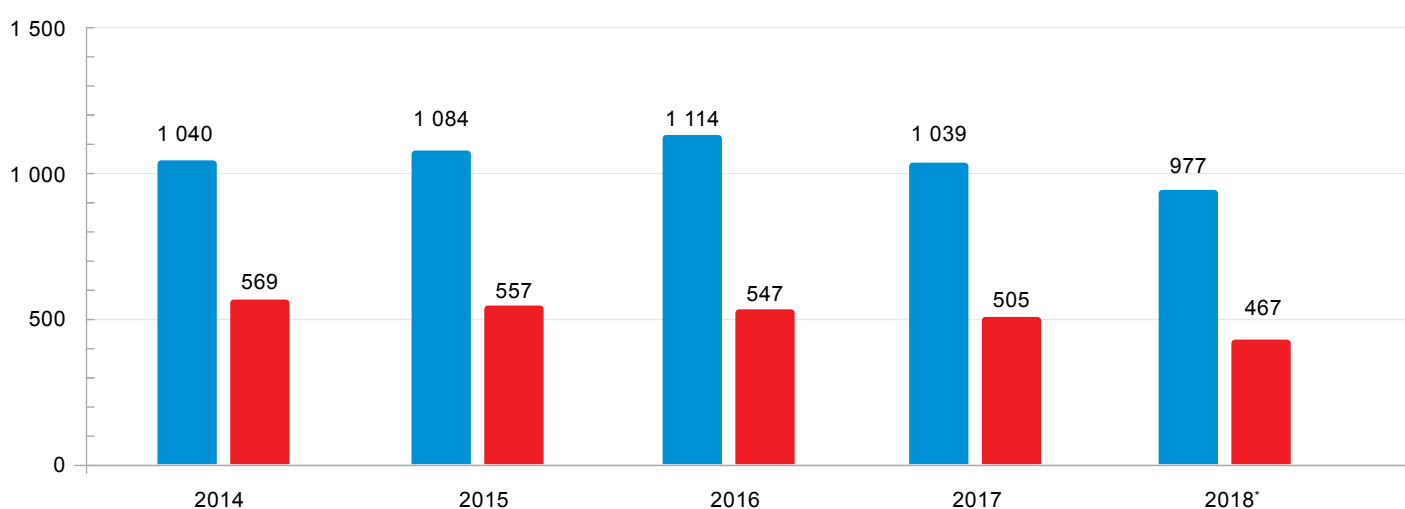
The total number of sheep and goats increased by 2.2 percent year-on-year reaching 1.2 million heads.

The number of pigs increased by 14.3 percent compared to the same period of the previous year and amounted to 226.5 thousand heads.

The number of poultry increased by 0.4 percent from the same period of the previous year reaching 11.6 million heads.

The charts below present the number of bovine animals, sheep and goats, pigs and poultry by the end of the second quarter of 2014-2018.

THE NUMBER OF THE BOVINE ANIMALS BY THE END OF THE SECOND QUARTER OF 2014-2018 (THS. HEADS)

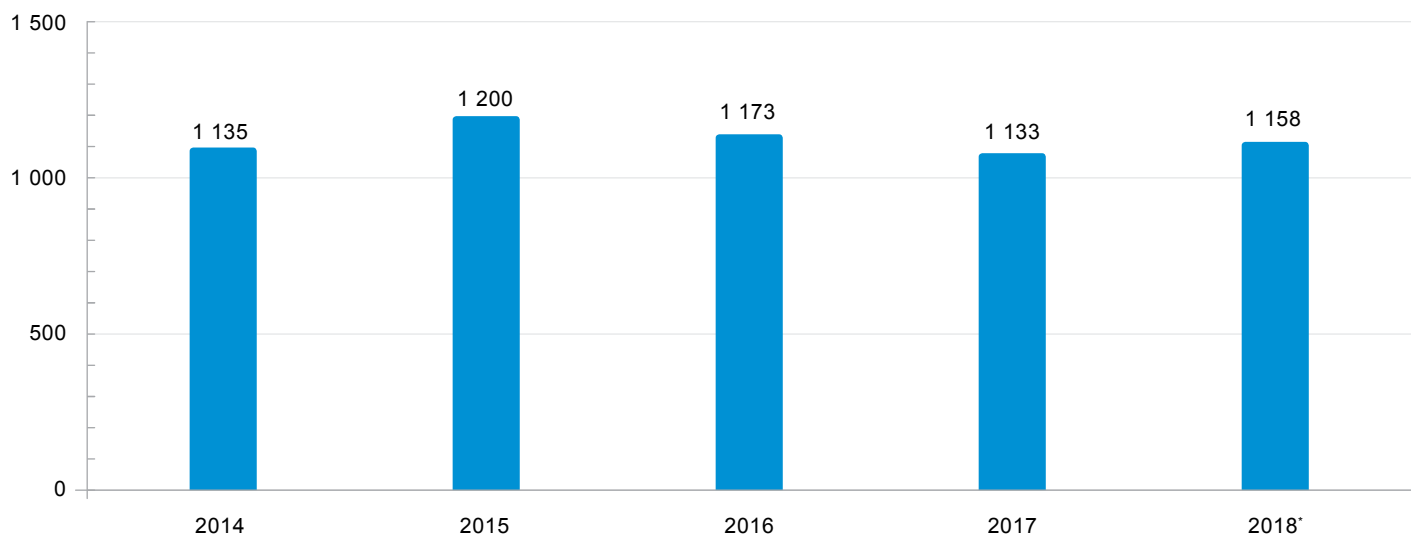


* Preliminary data.

BOVINE ANIMALS
OF WHICH DAIRY COWS AND BUFFALOES

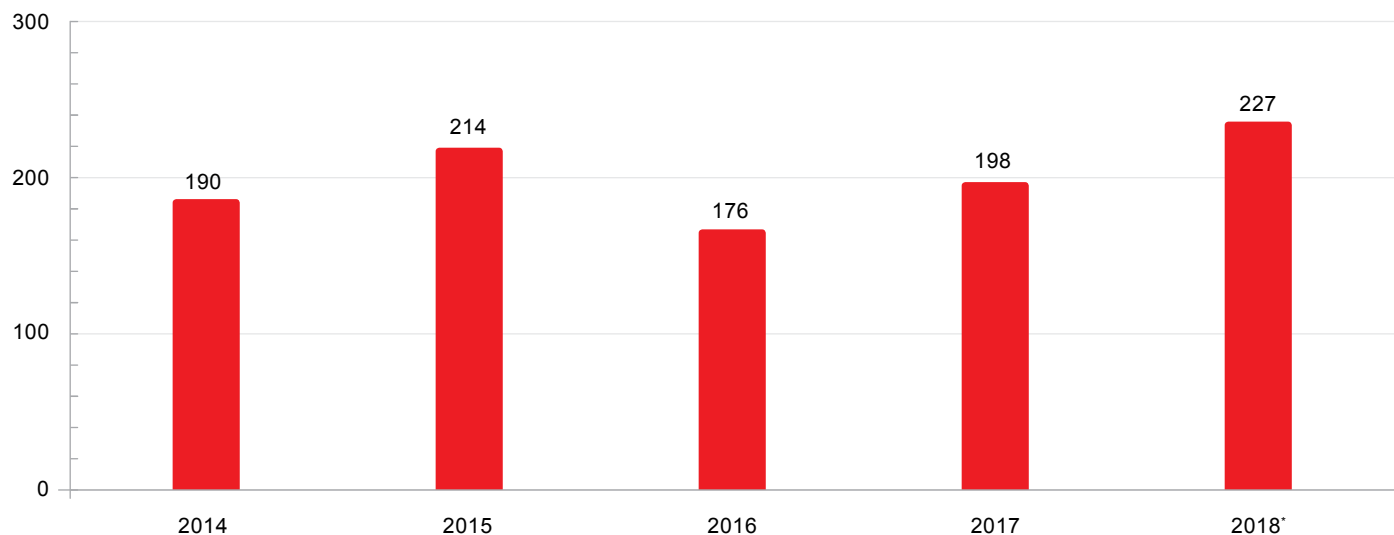
17.08.2018

THE NUMBER OF SHEEP AND GOATS BY THE END OF THE SECOND QUARTER OF 2014-2018 (THS. HEADS)



* Preliminary data.

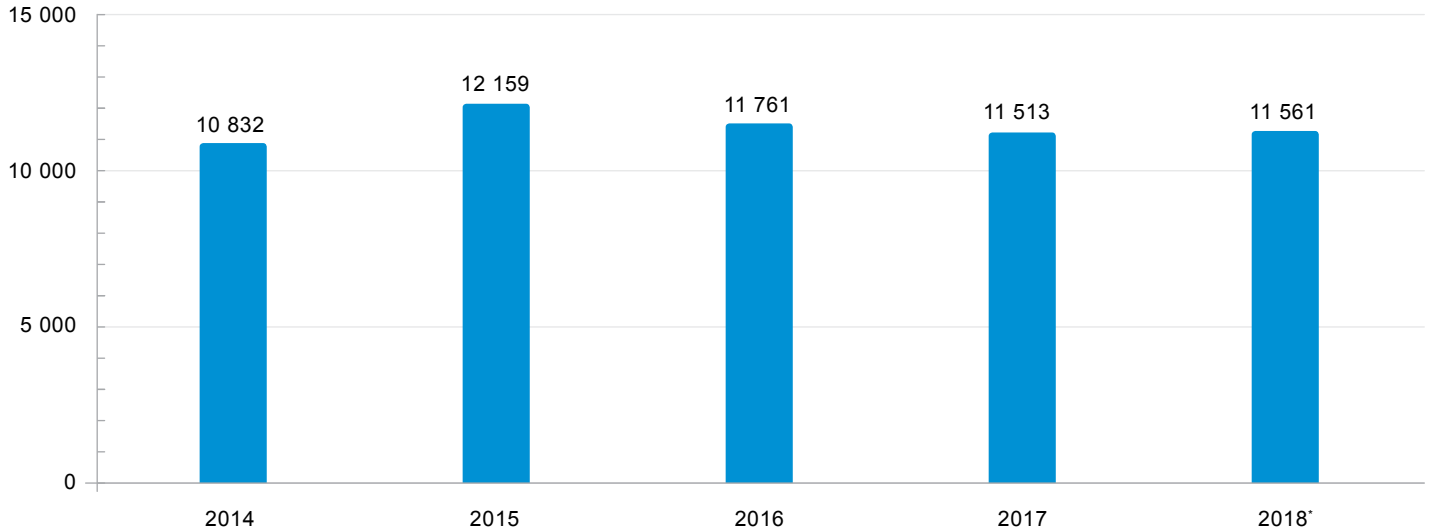
THE NUMBER OF PIGS BY THE END OF THE SECOND QUARTER OF 2014-2018 (THS. HEADS)



* Preliminary data.

17.08.2018

THE NUMBER OF POULTRY BY THE END OF THE SECOND QUARTER OF 2014-2018 (THS. HEADS)



* Preliminary data.

According to preliminary data, in Q2 2018 milk production decreased by 5.2 percent compared to the same period of the previous year reaching 183.4 million litres.

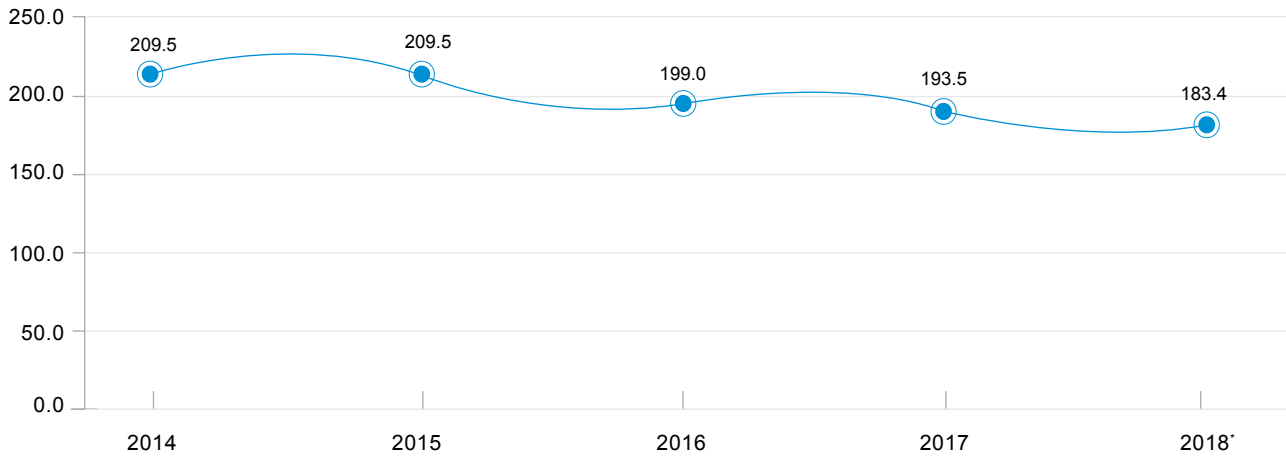
Meat production decreased by 13.0 percent from the same period of the previous year and stood at 14.0 thousand tons.

In Q2 2018 egg production increased by 0.1 percent compared to the same period of the previous year and amounted to 156.5 million pieces.

The diagrams below present the volume of animal products produced in Q2 of 2014-2018.

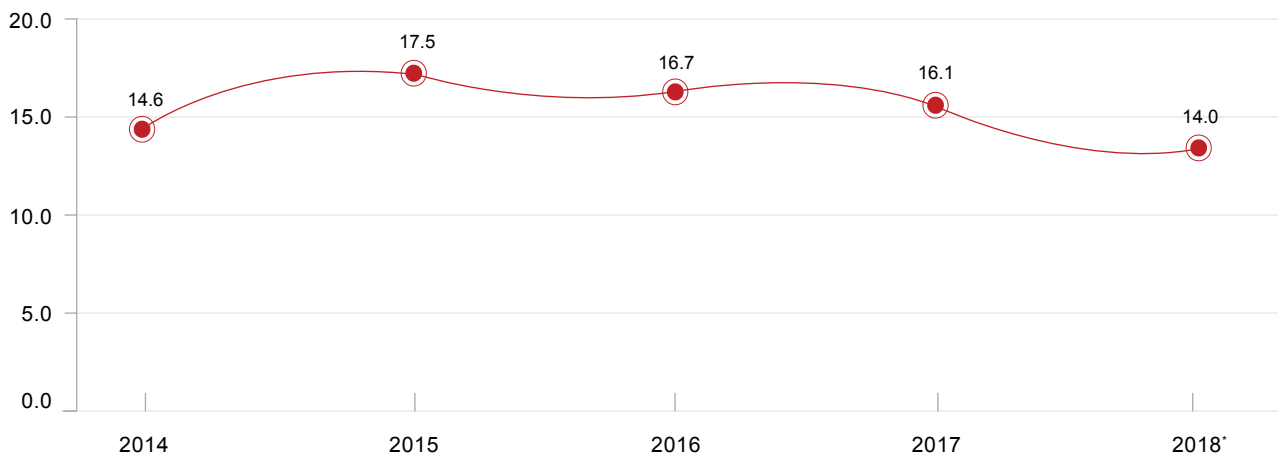
17.08.2018

**MILK PRODUCTION IN THE SECOND
QUARTER OF 2014-2018 (MLN. LITRES)**



* Preliminary data.

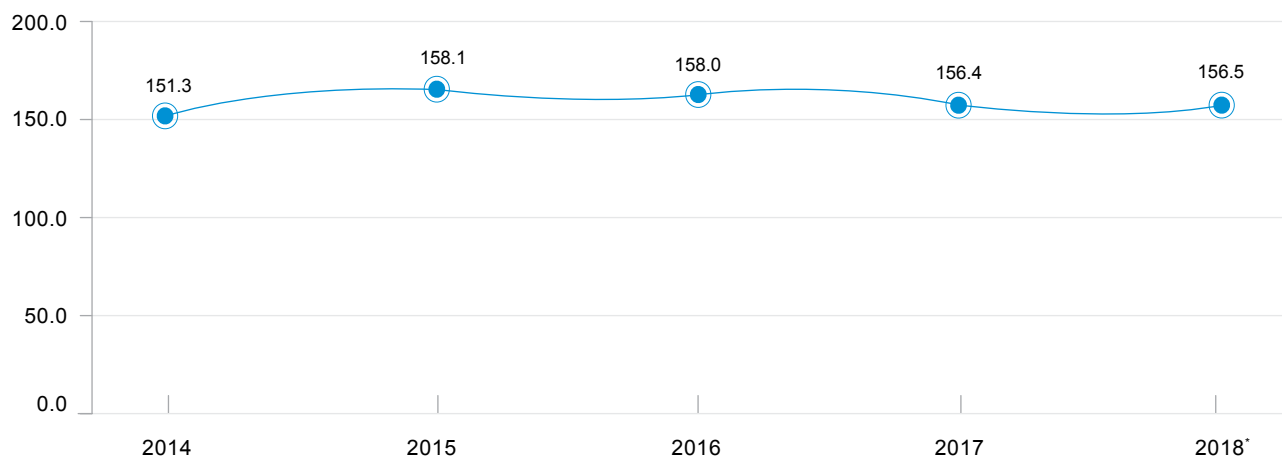
**MEAT PRODUCTION IN THE SECOND QUARTER OF 2014-2018
(IN SLAUGHTERED WEIGHT, THS. TONS)**



* Preliminary data.

17.08.2018

EGG PRODUCTION IN THE SECOND QUARTER OF 2014-2018 (MLN. PIECES)



* Preliminary data.

The following tables include 2017-2018 data on the number of livestock, export and import of livestock and animal production in quarterly terms.

NUMBER OF LIVESTOCK IN 2017-2018 (THS. HEADS)

	2017				2018*	
	I Q	II Q	III Q	IV Q	I Q.	II Q
Bovine Animals	1 057.2	1 038.6	965.9	909.7	986.2	977.4
Of which dairy cows and buffaloes	512.5	504.9	487.6	477.4	475.3	467.0
Pigs	166.9	198.1	230.4	150.7	178.1	226.5
Sheep and Goats	1 230.5	1 133.0	942.8	907.0	1 225.3	1 158.1
Poultry	8 471.7	11 513.3	9 988.3	8 386.0	8 454.3	11 560.6

* Preliminary data.

NATIONAL STATISTICS OFFICE OF GEORGIA

17.08.2018

EXPORT OF LIVESTOCK IN 2017-2018 (THS. HEADS)

	2017				2018*	
	I Q	II Q	III Q	IV Q	I Q	II Q
Bovine Animals	37.7	32.7	42.3	20.5	18.5	37.1
Pigs	-	-	-	-	-	-
Sheep and Goats	14.5	16.2	51.0	9.3	2.4	17.6
Poultry	337.0	854.5	761.9	419.2	619.6	601.3

* Preliminary data.

IMPORT OF LIVESTOCK IN 2017-2018 (THS. HEADS)

	2017				2018*	
	I Q	II Q	III Q	IV Q	I Q	II Q.
Bovine Animals	0.9	1.6	1.3	1.3	0.6	0.5
Pigs	7.1	10.5	10.2	10.0	5.5	7.8
Sheep and Goats	-	6.4	0.8	11.6	31.6	21.5
Poultry	502.6	446.5	480.0	346.6	529.1	529.6

* Preliminary data.

ANIMAL PRODUCTION IN 2017-2018

	2017				2018*	
	I Q	II Q	III Q	IV Q	I Q	II Q
Meat (in slaughtered weight, ths. tons)	15.0	16.1	14.2	20.9	15.6	14.0
Milk (mln. litres)	104.4	193.5	147.2	83.2	99.5	183.4
Eggs (mln. pieces)	149.2	156.4	143.4	151.1	161.4	156.5

* Preliminary data.

Final data of 2018 will be available on June 17, 2019.

Source: National Statistics Office of Georgia.

Explanation of symbol:

- Magnitude nil.

Contact Persons: Vasil Tsakadze, Tel.: (+995 32) 236 72 10 (500), E-mail: vtsakadze@geostat.ge
 Mariam Kavelashvili. Tel.: (+995 32) 236 72 10 (020), E-mail: mkavelashvili@geostat.ge