

NATIONAL STATISTICS OFFICE OF GEORGIA

20.08.2018

GEORGIAN EXTERNAL TRADE BY COUNTRIES IN JANUARY-JULY 2018* (THSD. US DOLLARS)

	EXPORTS (FOB)	IMPORTS (CIF)	BALANCE
External trade – Total	1 870 996.5	5 180 765.1	-3 309 768.7
Of which:			
EU countries	417 688.4	1 536 120.2	-1 118 431.8
Austria	6 237.9	49 462.1	-43 224.2
Belgium	11 721.3	122 449.7	-110 728.3
Bulgaria	138 879.1	107 077.3	31 801.8
Croatia	1 070.4	7 118.0	-6 047.5
Cyprus	790.4	2 707.5	-1 917.1
Czech Republic	5 973.3	49 846.3	-43 873.0
Denmark	427.2	9 959.8	-9 532.6
Estonia	5 189.0	2 878.1	2 310.8
Finland	127.6	9 558.2	-9 430.6
France	31 216.9	152 536.1	-121 319.3
Germany	28 011.9	251 341.3	-223 329.5
Greece	1 565.2	53 142.1	-51 577.0
Hungary	353.9	27 772.4	-27 418.6
Ireland	368.2	5 158.2	-4 790.0
Italy	23 365.8	130 103.0	-106 737.2
Latvia	6 021.2	18 816.9	-12 795.7
Lithuania	31 298.1	24 243.0	7 055.2
Luxembourg	0.0	1 154.6	-1 154.6
Malta	12 921.9	1 140.1	11 781.8
Netherlands	27 013.5	141 014.6	-114 001.1
Poland	8 520.1	83 915.5	-75 395.3
Portugal	-	7 910.6	-7 910.6
Romania	38 271.0	122 837.0	-84 566.0
Slovakia	1 611.7	6 618.4	-5 006.7
Slovenia	2 330.4	13 674.3	-11 343.9
Spain	23 400.3	65 233.5	-41 833.3
Sweden	75.6	6 599.3	-6 523.6
United Kingdom	10 926.6	61 852.4	-50 925.8
CIS countries	872 919.4	1 513 704.4	-640 785.0
Armenia	150 191.9	194 984.4	-44 792.5
Azerbaijan	251 815.5	332 244.0	-80 428.5
Belarus	16 474.3	33 045.1	-16 570.7
Kazakhstan	39 772.6	37 210.1	2 562.6
Kyrgyzstan	10 160.5	1 118.0	9 042.5
Moldova	2 277.3	8 578.3	-6 300.9
Russia	240 836.7	520 038.9	-279 202.2
Tajikistan	3 287.4	-	3 287.4
Turkmenistan	20 804.0	104 740.3	-83 936.3

NATIONAL STATISTICS OFFICE OF GEORGIA

20.08.2018

	EXPORTS (FOB)	IMPORTS (CIF)	BALANCE
Ukraine	91 250.4	276 329.2	-185 078.7
Uzbekistan	46 048.6	5 416.2	40 632.4
Other countries	580 388.7	2 130 940.6	-1 550 551.8
Afghanistan	76.0	8.4	67.6
Albania	222.9	74.3	148.6
Algeria	18.4	8.1	10.3
Angola	2 361.9	-	2 361.9
Argentina	209.8	2 852.0	-2 642.2
Australia	665.4	932.3	-266.9
Bahrain	100.5	1.7	98.8
Bangladesh	400.4	855.7	-455.3
Belize	255.9	64.7	191.1
Bosnia and Herzegovina	-	191.7	-191.7
Brazil	1.8	58 371.3	-58 369.5
Cameroon	-	2.4	-2.4
Canada	7 912.0	11 718.4	-3 806.4
Central African Republic	4.2	-	4.2
Chile	2 344.5	21 173.4	-18 828.9
China	106 160.9	505 543.9	-399 383.1
Colombia	2 909.1	104.9	2 804.2
Costa Rica	470.3	120.3	350.0
Cote d'Ivoire	0.4	3.3	-2.9
Cuba	-	128.6	-128.6
Djibouti	-	100.3	-100.3
Dominican Republic	-	8.3	-8.3
Ecuador	-	10 689.6	-10 689.6
Egypt	2 814.1	5 061.9	-2 247.8
Ethiopia	-	204.3	-204.3
Falkland Islands (Malvinas)	-	133.1	-133.1
Gabon	-	6 529.4	-6 529.4
Gambia	-	1.6	-1.6
Ghana	12.7	0.6	12.1
Gibraltar	2.0	26.0	-24.0
Guatemala	3 834.6	-	3 834.6
Honduras	1 219.2	-	1 219.2
Hong Kong, SAR of China	3 573.7	68 500.4	-64 926.6
Iceland	70.0	1 874.3	-1 804.3
India	3 429.5	27 032.4	-23 602.9
Indonesia	120.0	6 352.1	-6 232.1
Iran	40 891.0	84 433.7	-43 542.7
Iraq	11 076.7	266.4	10 810.3
Israel	5 253.7	16 409.0	-11 155.3

NATIONAL STATISTICS OFFICE OF GEORGIA

20.08.2018






	EXPORTS (FOB)	IMPORTS (CIF)	BALANCE
Japan	6 332.5	35 549.3	-29 216.8
Jordan	38.0	646.7	-608.7
Kenya	311.9	554.0	-242.1
Korea, Republic of	10 101.7	35 859.9	-25 758.2
Kuwait	1 113.9	16.2	1 097.8
Lebanon	641.4	433.5	207.9
Libya	218.6	317.2	-98.6
Liechtenstein	-	418.6	-418.6
Macau	9.4	-	9.4
Macedonia (FYR)	141.8	381.3	-239.5
Malawi	-	164.3	-164.3
Malaysia	380.0	6 945.4	-6 565.5
Maldives	3.1	-	3.1
Marshall Islands	-	42.7	-42.7
Martinique	28.8	-	28.8
Mexico	181.4	1 574.1	-1 392.7
Monaco	0.4	2.2	-1.8
Mongolia	1 134.8	9.6	1 125.1
Montenegro	248.5	29.6	218.9
Morocco	1 675.7	761.3	914.5
Nepal	-	9.4	-9.4
New Zealand	-	980.3	-980.3
Nicaragua	-	14.3	-14.3
Niger	2.4	-	2.4
Nigeria	112.2	13.1	99.1
Norway	356.1	3 504.4	-3 148.4
Oman	9.9	70.7	-60.9
Pakistan	154.2	2 113.2	-1 959.0
Panama	1 354.9	-	1 354.9
Paraguay	-	15.5	-15.5
Peru	7 178.2	147.8	7 030.5
Philippines	128.0	410.9	-282.9
Qatar	792.0	911.1	-119.1
San Marino	-	99.3	-99.3
Saudi Arabia	599.3	573.3	25.9
Serbia	14.2	3 709.8	-3 695.6
Seychelles	-	67.6	-67.6
Singapore	6 398.0	13 263.1	-6 865.1
South Africa	198.3	13 572.6	-13 374.3
Sri Lanka	22.3	1 259.7	-1 237.4
Sudan	237.5	11.0	226.5
Suriname	-	49.1	-49.1

NATIONAL STATISTICS OFFICE OF GEORGIA

20.08.2018

	EXPORTS (FOB)	IMPORTS (CIF)	BALANCE
Switzerland	45 461.3	39 291.7	6 169.6
Syrian	112.8	89.0	23.8
Taiwan, Province of China	2 090.8	4 888.3	-2 797.5
Tanzania	1 384.0	3.9	1 380.1
Thailand	256.8	11 056.9	-10 800.0
Trinidad and Tobago	15.5	-	15.5
Tunisia	1 235.7	39.9	1 195.8
Turkey	172 609.8	828 158.4	-655 548.7
Uganda	-	22.1	-22.1
United Arab Emirates	21 912.2	81 788.2	-59 876.0
United States	95 008.9	205 031.3	-110 022.4
Uruguay	432.1	877.3	-445.2
Viet Nam	3 337.6	5 039.9	-1 702.2
Virgin Islands, British	-	357.8	-357.8
Zambia	-	13.2	-13.2
Zimbabwe	0.2	1.5	-1.3

*Preliminary data.

- Sources:**
-  LEPL Revenue Service of Ministry of Finance of Georgia;
 -  LEPL Service Agency of Ministry of Internal Affairs of Georgia;
 -  Georgian State Electric System, JSC;
 -  Electricity System Commercial Operator, JSC;
 -  Georgian Gas Transportation Company, LTD.

Explanation of symbols:

- Not applicable;
- 0.0 Negligible magnitude;
- * Data are preliminary and subject to revisions;
- ... Data are confidential

20.08.2018

Notice:

1. The discrepancy between the totals and the sum in some cases can be explained by using rounded data;
2. Data for 2011-2014 are updated by the data of Special Customs Declarations;
3. Information does not cover the data of Simplified Customs Declarations (Form №4);
4. Information does not cover non-organized trade, also occupied territories of Abkhazian Autonomous Republic and Tskhinvali region;
5. According to the international methodology, there are some difference in coverage of trade flows between external merchandise trade statistics and customs statistics. Diplomatic, temporary, transit and analogous goods are excluded from the database of external merchandise trade statistics.

The preliminary data will be revised according to the Geostat's revision policy (based on the regular revision principle) as a result of adjusting data by respondents/administrative sources.

Contact person: Lia Dzebisauri, Tel.: (+995 32) 36 72 10 (300). E-mail: Ldzebisauri@geostat.ge