



National Statistics Office of Georgia

INFLATION RATE IN GEORGIA

2018

SEPTEMBER



03.10.2018

www.geostat.ge

03.10.2018

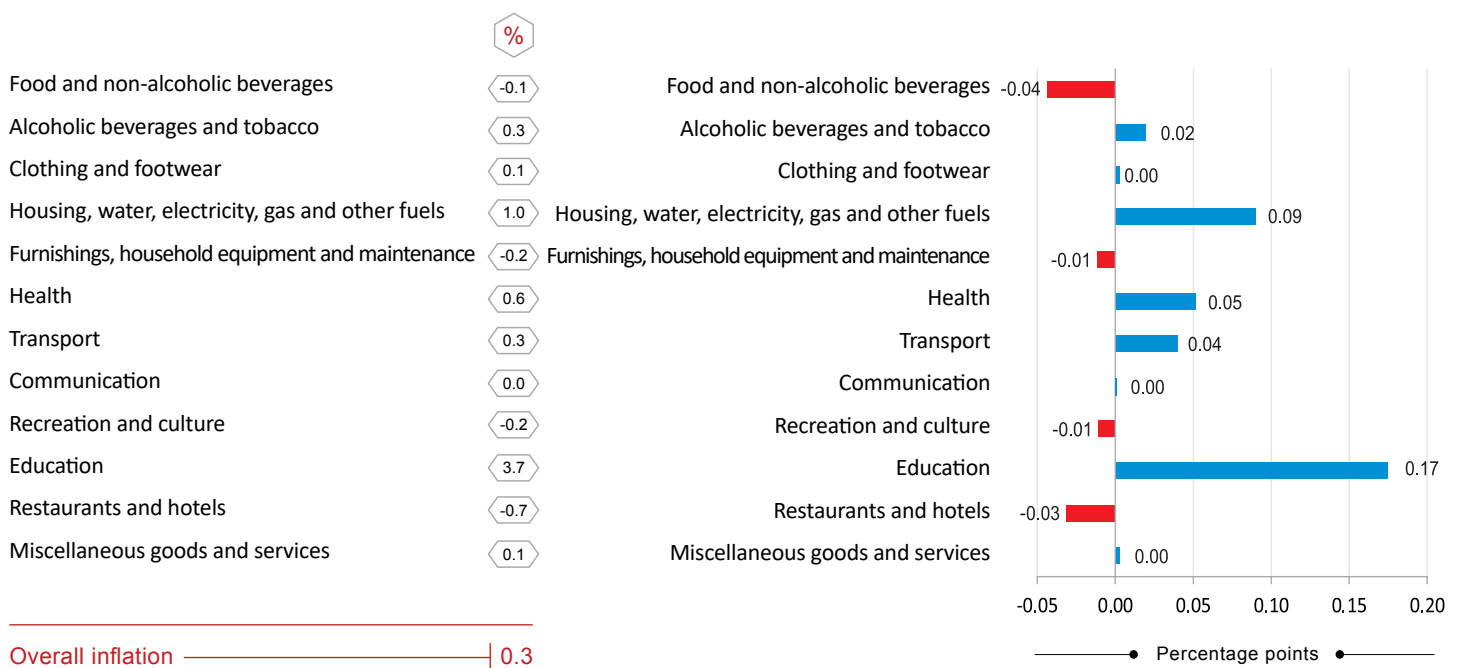
INFLATION RATE IN GEORGIA, SEPTEMBER 2018

In September 2018 the Consumer Price Index increased by 0.3 percent compared to the previous month, while the annual inflation rate amounted to 2.7 percent.

The following table shows percentage changes in prices for the commodity groups of the consumer basket as well as the relevant contributions to the overall monthly inflation rate.

PERCENTAGE CHANGE SEPTEMBER 2018 (OVER AUGUST 2018)

CONTRIBUTIONS* OF THE GROUPS TO THE OVERALL MONTHLY INFLATION OF SEPTEMBER 2018 (TOTAL 0.3 PER CENT)



The monthly inflation rate was mainly influenced by price changes for the following groups:

Education: the prices in the group increased by 3.7 percent, contributing 0.17 percentage points to the overall CPI change. The prices were up for the following subgroups: secondary education (6.3 percent), pre-primary and primary education (6.2 percent), tertiary education (0.8 percent);

Housing, water, electricity, gas and other fuels: the prices in the group increased by 1.0 percent, contributing 0.09 percentage points to the overall CPI change. The prices went up for the following subgroups: electricity, gas and other fuels (1.2 percent), maintenance and repair of the dwelling (0.4 percent) and actual rentals for housing (0.3 percent);

Health: the prices in the group increased by 0.6 percent, contributing 0.05 percentage points to the overall CPI change. In the mentioned period the prices went up for the following subgroups: out-patient services (0.7 percent), medical products, appliances and equipment (0.7 percent), hospital services (0.4 percent).

* Individual contributions may not sum up to the total changes in the index due to rounding.

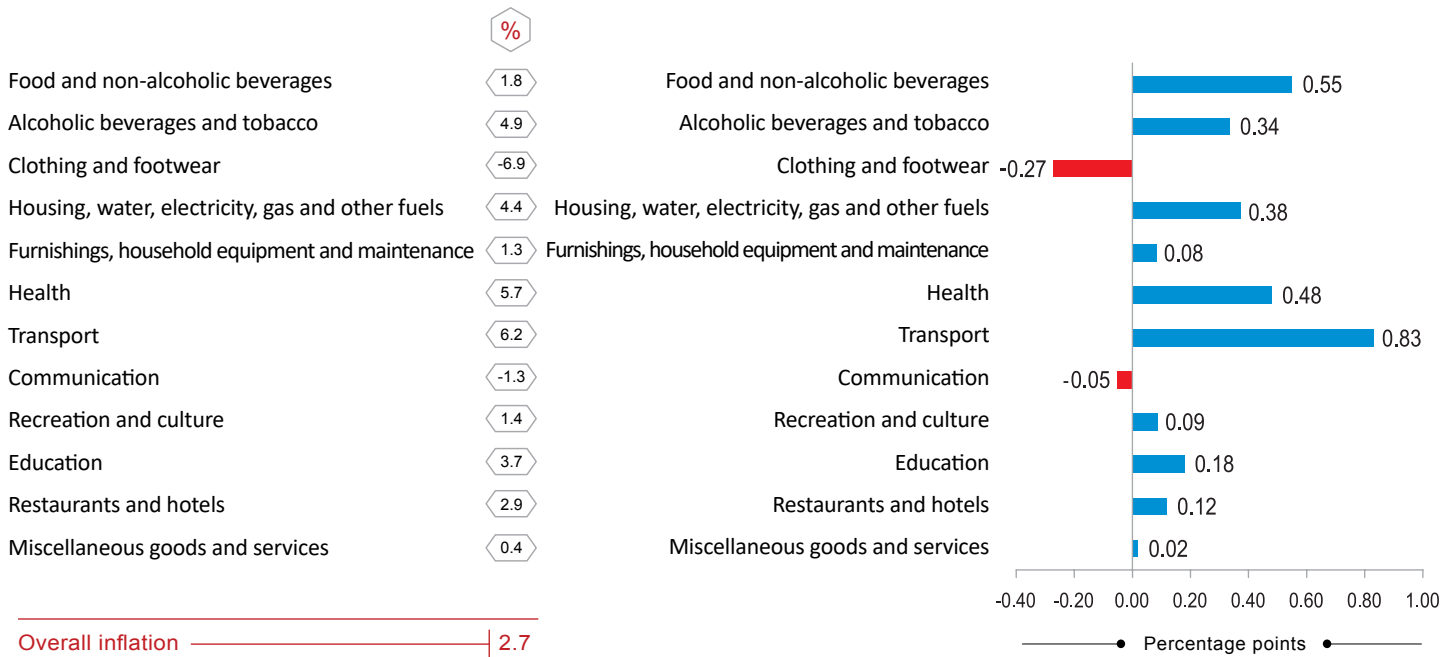
NATIONAL STATISTICS OFFICE OF GEORGIA

03.10.2018

The following table shows percentage changes in prices for the commodity groups of the consumer basket, as well as the relevant contributions to the overall annual inflation rate in September 2018.

PERCENTAGE CHANGE SEPTEMBER 2018 (OVER SEPTEMBER 2017)

CONTRIBUTIONS* OF THE GROUPS TO THE OVERALL ANNUAL INFLATION OF SEPTEMBER 2018 (TOTAL 2.7 PER CENT)



The annual inflation rate was mainly influenced by price changes for the following groups:

Transport: the prices in the group increased by 6.2 percent, with a relevant contribution of 0.83 percentage points to the overall index growth. The prices within the group increased for operation of personal transport equipment (10.8 percent);

Food and non-alcoholic beverages: the prices went up by 1.8 percent, contributing 0.55 percentage points to the annual inflation. There was an increase in the prices for the following subgroups: vegetables (8.7 percent), fish (5.1 percent), oils and fats (3.8 percent), meat (3.3 percent), bread and cereals (2.1 percent), coffee, tea and cocoa (2.0 percent). Meanwhile, the prices decreased for the group of fruit and grapes (-9.9 percent), sugar, jam, honey, chocolate and confectionary (-3.5 percent), also for milk, cheese and eggs (-1.4 percent);

Health: the prices increased by 5.7 percent, which resulted in a 0.48 percentage point contribution to the overall annual inflation. The prices were up for the following subgroups: medical products, appliances and equipment (11.1 percent), out-patient services (3.6 percent) and hospital services (2.2 percent);

* Individual contributions may not sum up to the total changes in the index due to rounding.

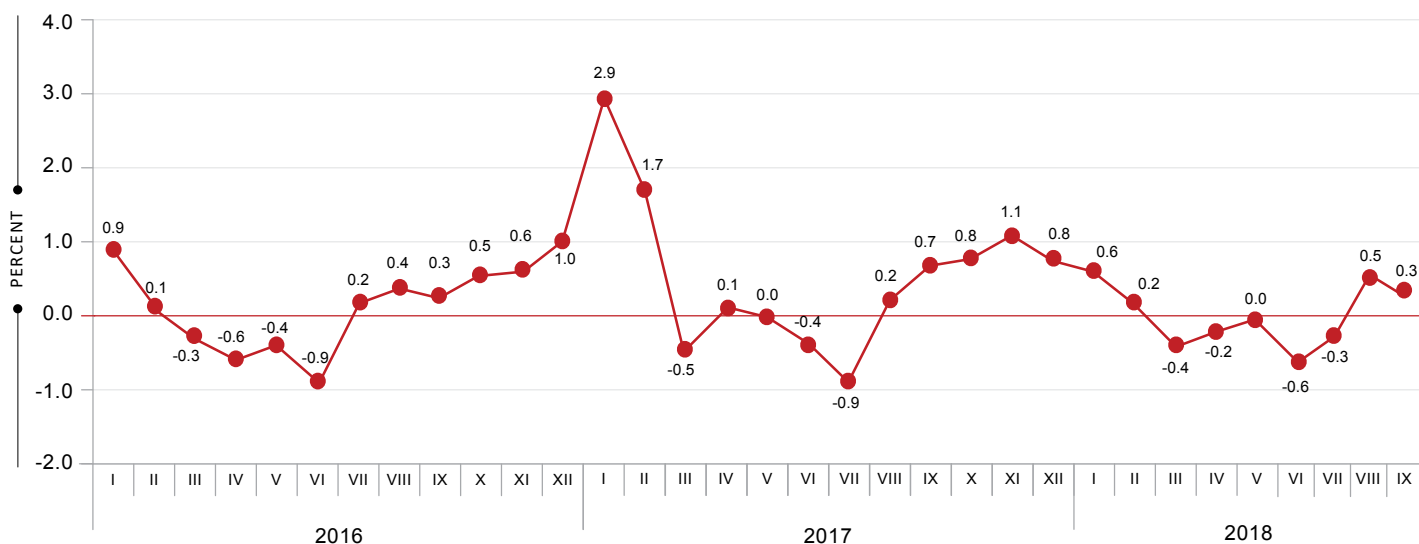
NATIONAL STATISTICS OFFICE OF GEORGIA

03.10.2018

Housing, water, electricity, gas and other fuels: the prices were higher by 4.4 percent, contributing 0.38 percentage points to the annual inflation. The prices increased for the subgroup of water supply and miscellaneous services relating to the dwelling (7.7 percent), also for electricity, gas and other fuels (4.4 percent) and maintenance and repair of the dwelling (2.5 percent);

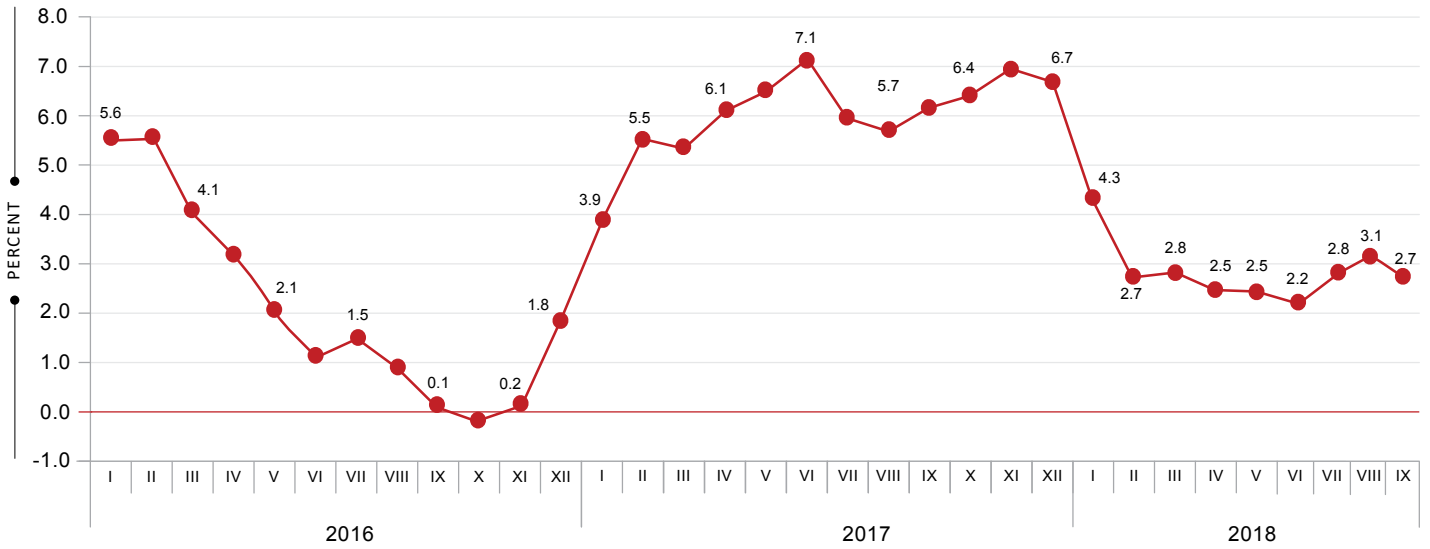
Alcoholic beverages and tobacco: the prices in the group increased by 4.9 percent, with a relevant contribution of 0.34 percentage points to the annual inflation. The prices went up for the subgroup of tobacco (8.0 percent) and alcoholic beverages (1.8 percent).

MONTHLY INFLATION

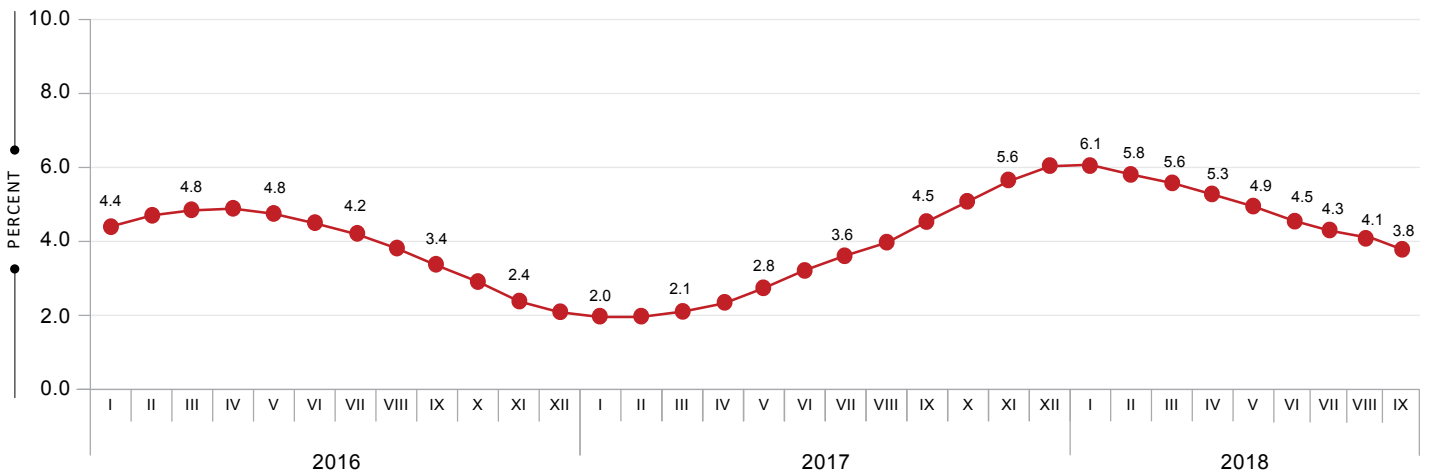


03.10.2018

**ANNUAL INFLATION RATE IN GEORGIA
(YEAR-ON-YEAR CHANGE)**



**AVERAGE INFLATION RATE
(12 MONTH AVERAGE OVER THE PREVIOUS 12 MONTH AVERAGE,
PERCENTAGE CHANGE)**



Contact person: Giorgi Tetrauli
Tel: (+995 32) 236 72 10 (400)
Fax: (+995 32) 236 72 13
E-mail: gtetrauli@geostat.ge