



National Statistics Office of Georgia

**SURVEY OF POSTAL AND COURIER
ACTIVITIES OF ENTERPRISES
IN 2017**



31.10.2018

www.geostat.ge

31.10.2018

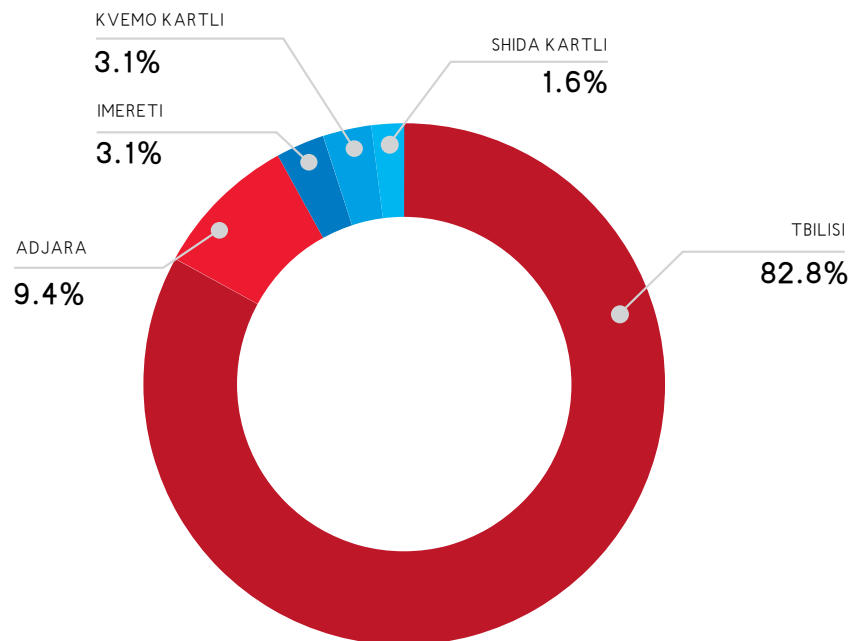
**MAIN RESULTS OF SURVEY OF POSTAL AND COURIER ACTIVITIES OF ENTERPRISES
(2017)**

In 2017 in Georgia were 64 active economic entities engaged in postal and courier activities, 82.8 percent of which were located in Tbilisi, 9.4 percent –in Adjara region, 3.1 percent –in Imereti region, 3.1 percent–in Kvemo Kartli region and 1.6 percent - in Shida Kartli region.

The figure below shows the distribution of enterprises engaged in postal and courier activities by regions:

Chart № 1

**DISTRIBUTION OF ACTIVE ENTERPRISES IN GEORGIA, ENGAGED IN POSTAL
AND COURIER ACTIVITIES BY REGIONS, IN 2017**



In 2017, postal delivery in Georgia was carried out by 174 service centers of enterprises engaged in postal and courier activities, where the annual average number of employees was 3.7 thousand, including 906 couriers and postmen.

31.10.2018

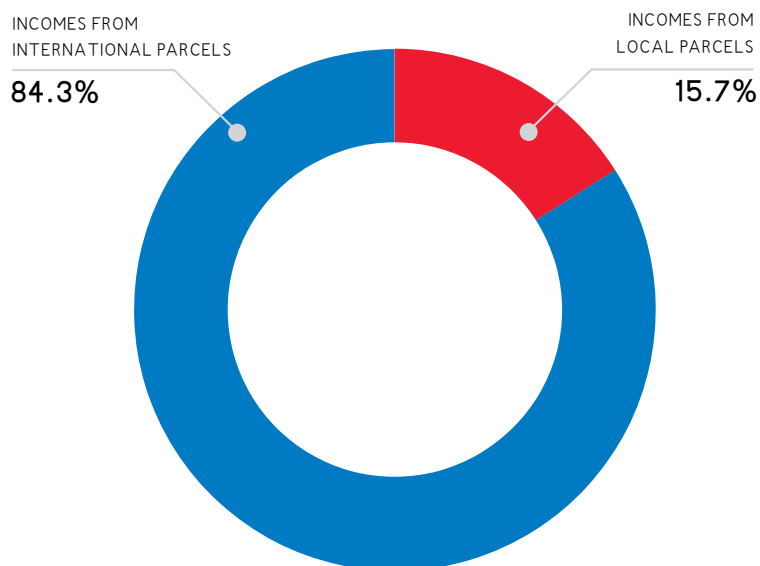
According to the survey results, incomes of enterprises engaged in postal and courier activities were 72.7 million GEL in 2017. Of this, incomes from international postal-courier services made up 79.0 percent, while from local services - 21.0 percent.

44.4 percent of income of enterprises engaged in postal and courier activities belongs to the category of parcel delivery service. 84.3 percent of which are international parcels and 15.7 percent - local parcels.

The figure below shows the structure of incomes of parcel delivery:

Chart № 2

STRUCTURE OF INCOMES FROM PARCEL DELIVERY IN 2017



In 2017, postal delivery in Georgia was carried out by 174 service centers of enterprises engaged in postal and courier activities, where the annual average number of employees was 3.7 thousand, including 906 couriers and postmen.

31.10.2018

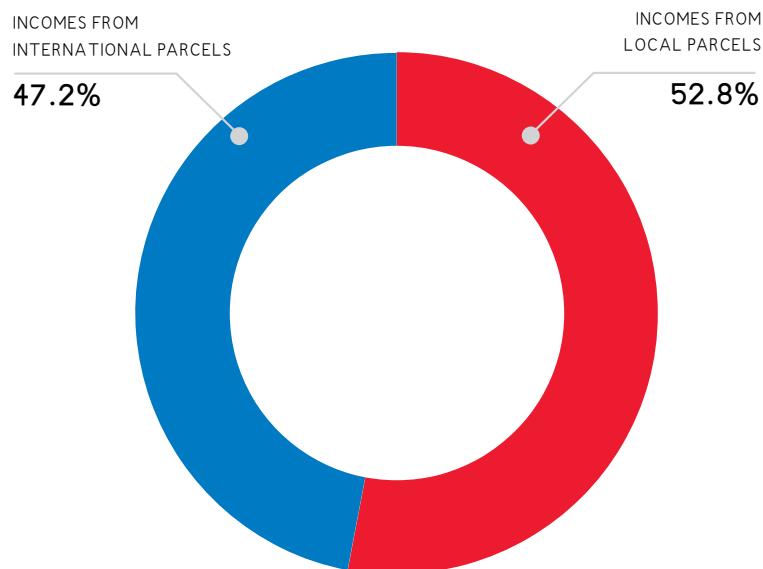
According to the survey results, incomes of enterprises engaged in postal and courier activities were 72.7 million GEL in 2017. Of this, incomes from international postal-courier services made up 79.0 percent, while from local services - 21.0 percent.

44.4 percent of income of enterprises engaged in postal and courier activities belongs to the category of parcel delivery service. 84.3 percent of which are international parcels and 15.7 percent - local parcels.

The figure below shows the structure of incomes of parcel delivery:

Chart № 3

STRUCTURE OF INCOMES FROM PARCEL DELIVERY IN 2017



6222.7 thousands of correspondences and 1912.0 thousands of parcels were sent by enterprises engaged in postal and courier service during 2017

Contact persons:

Giorgi Sanadze Tel.: 2 36 72 10 (200), E-mail: gsanadze@geostat.ge

Mariam Kavelashvili Tel.: 2 36 72 10 (020), E-mail: mkavelashvili@geostat.ge