



National Statistics Office of Georgia

INFLATION RATE IN GEORGIA

2018
OCTOBER



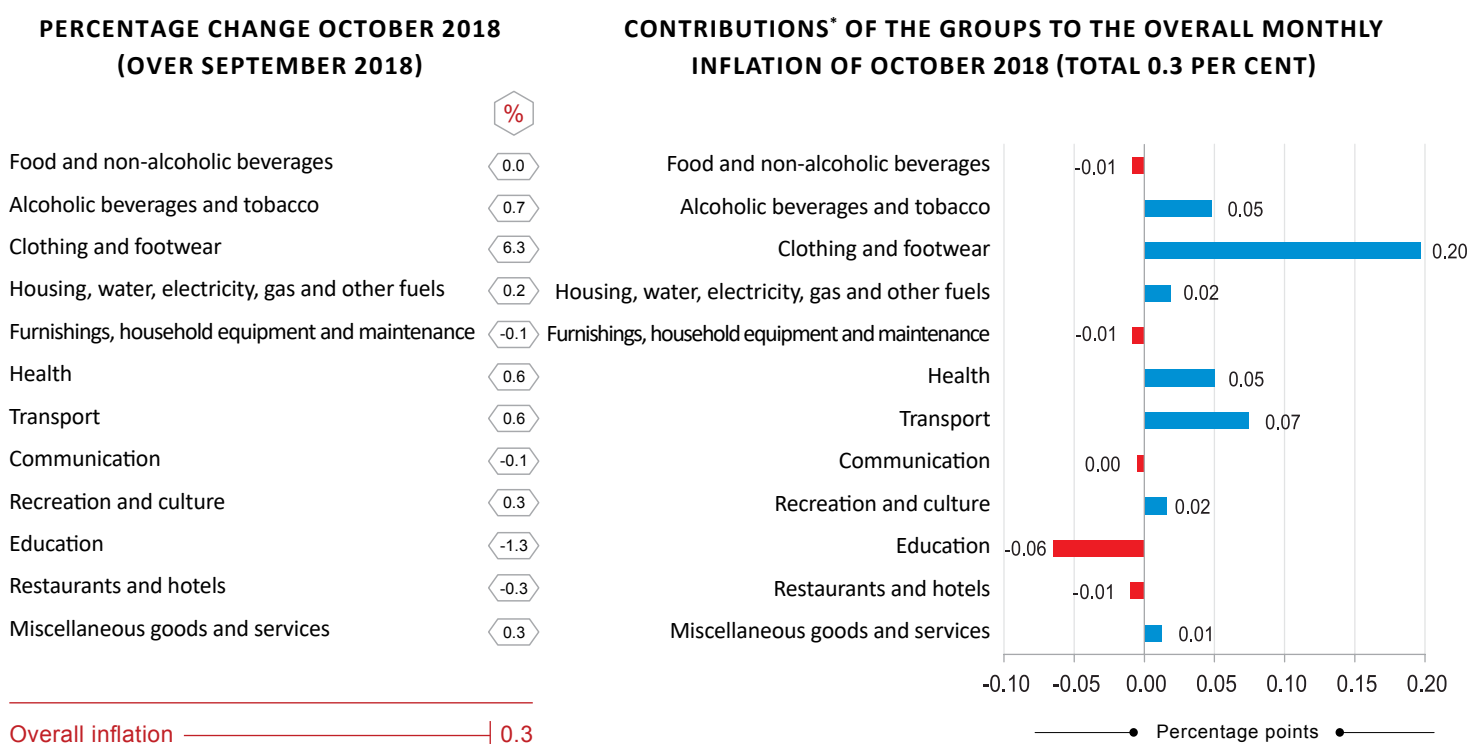
02.11.2018

www.geostat.ge

INFLATION RATE IN GEORGIA, OCTOBER 2018

In October 2018 the Consumer Price Index increased by 0.3 percent compared to the previous month, while the annual inflation rate amounted to 2.3 percent.

The following table shows percentage changes in prices for the commodity groups of the consumer basket as well as the relevant contributions to the overall monthly inflation rate.



The monthly inflation rate was mainly influenced by price changes for the following groups:

Clothing and footwear: the prices in the group increased by 6.3 percent, contributing 0.2 percentage points to the overall CPI change. The prices increased for footwear (12.6 percent) and clothing (3.6 percent);

Transport: there was a 0.6 price increase in the group, contributing 0.07 percentage points to the overall CPI change. The prices increased for operation of personal transport equipment (1.1 percent);

Alcoholic beverages and tobacco: the prices increased by 0.7 percent, contributing 0.05 percentage points to the overall CPI change. The prices increased for tobacco (1.5 percent);

Health: the prices in the group increased by 0.6 percent, contributing 0.05 percent to the overall CPI change. In the mentioned period, the prices increased for the following subgroups: medical products, appliances and equipment (1.2 percent), out-patient services (0.3 percent) and hospital services (0.2 percent).

* Individual contributions may not sum up to the total changes in the index due to rounding.

NATIONAL STATISTICS OFFICE OF GEORGIA

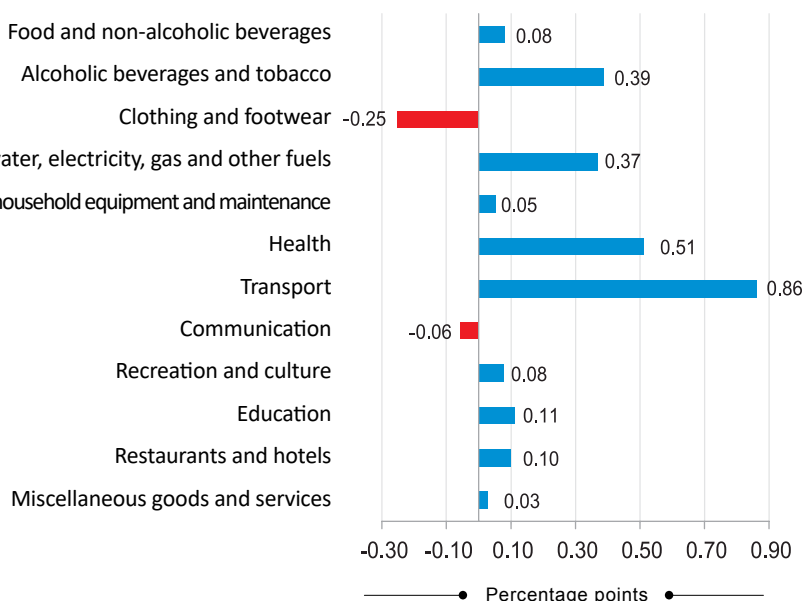
02.11.2018

The following table shows percentage changes in prices for the commodity groups of the consumer basket, as well as the relevant contributions to the overall annual inflation rate in October 2018.

PERCENTAGE CHANGE OCTOBER 2018 (OVER OCTOBER 2017)

	%
Food and non-alcoholic beverages	0.2
Alcoholic beverages and tobacco	5.7
Clothing and footwear	-7.1
Housing, water, electricity, gas and other fuels	4.4
Furnishings, household equipment and maintenance	0.9
Health	6.1
Transport	6.5
Communication	-1.4
Recreation and culture	1.2
Education	2.4
Restaurants and hotels	2.5
Miscellaneous goods and services	0.6

CONTRIBUTIONS* OF THE GROUPS TO THE OVERALL ANNUAL INFLATION OF OCTOBER 2018 (TOTAL 2.3 PER CENT)



Overall inflation ————— 2.3

The annual inflation rate was mainly influenced by price changes for the following groups:

Transport: the prices in the group increased by 6.5 percent, with a relevant contribution of 0.86 percentage points to the overall index growth. The prices within the group increased for operation of personal transport equipment (10.3 percent) and purchase of vehicles (2.4 percent);

Health: the prices increased by 6.1 percent, which resulted in a 0.51 percentage point contribution to the overall annual inflation. The prices increased for the following subgroups: medical products, appliances and equipment (12.0 percent), out-patient services (3.8 percent) and hospital services (2.3 percent);

Alcoholic beverages and tobacco: the prices in the group increased by 5.7 percent, with a relevant contribution of 0.39 percentage points to the annual inflation. The prices increased for the subgroup of tobacco (9.5 percent) and alcoholic beverages (1.9 percent);

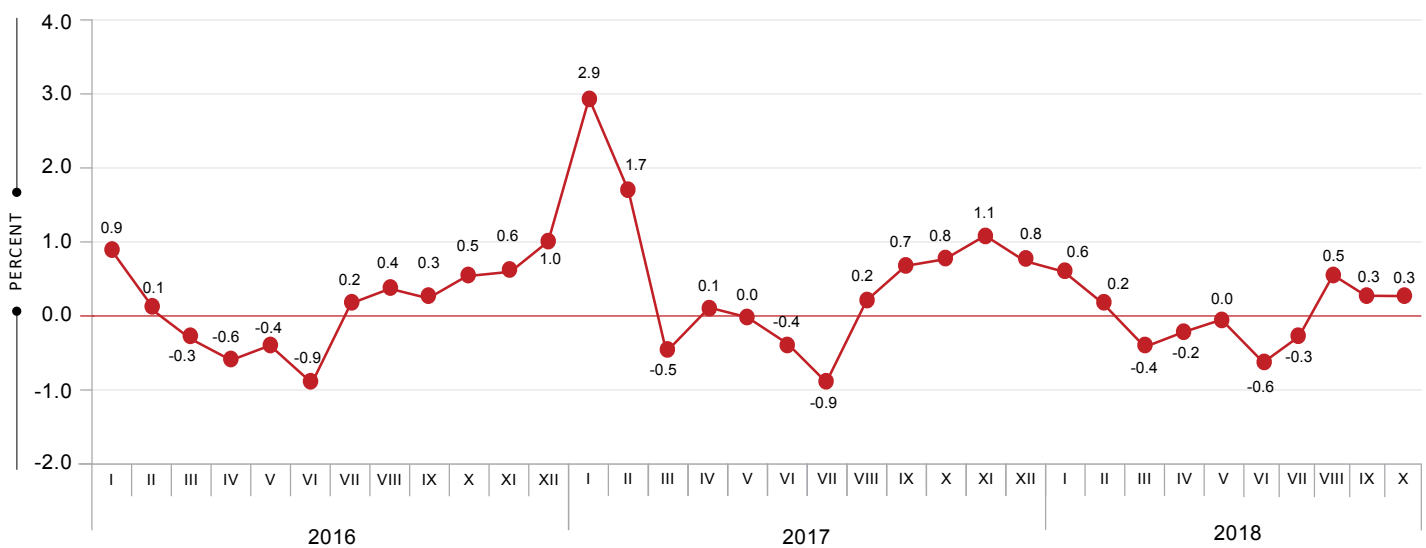
* Individual contributions may not sum up to the total changes in the index due to rounding.

NATIONAL STATISTICS OFFICE OF GEORGIA

02.11.2018

Housing, water, electricity, gas and other fuels: the prices increased by 4.4 percent, contributing 0.37 percentage points to the annual inflation. The prices increased for the subgroups of water supply and miscellaneous services relating to the dwelling (7.7 percent), electricity, gas and other fuels (4.2 percent) and maintenance and repair of the dwelling (2.5 percent).

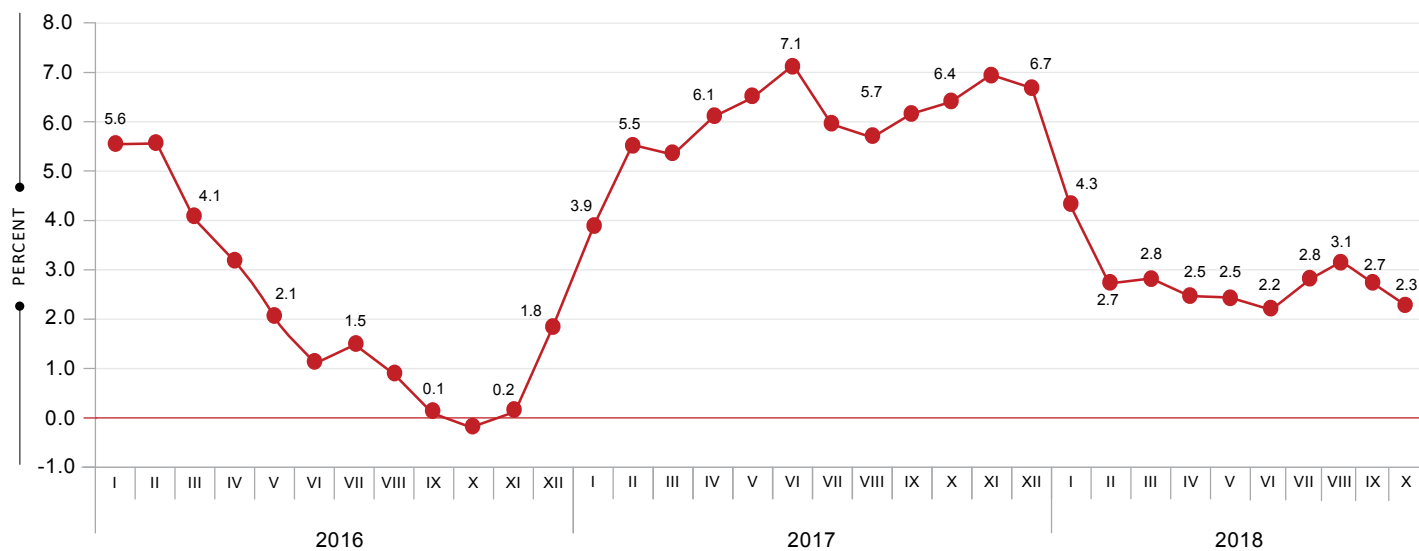
MONTHLY INFLATION



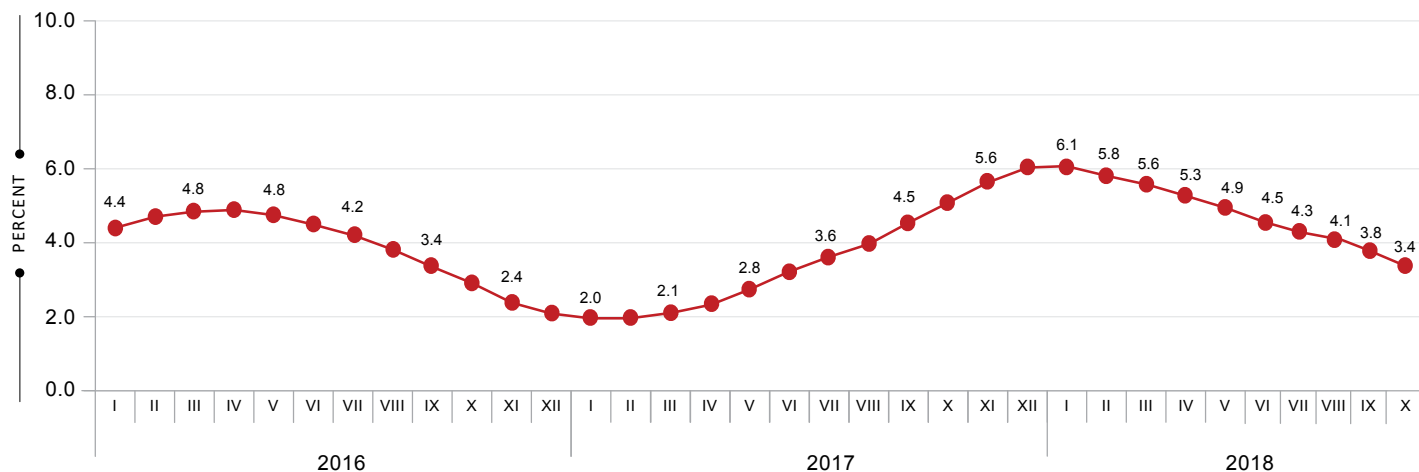
NATIONAL STATISTICS OFFICE OF GEORGIA

02.11.2018

ANNUAL INFLATION RATE IN GEORGIA (YEAR-ON-YEAR CHANGE)



AVERAGE INFLATION RATE (12 MONTH AVERAGE OVER THE PREVIOUS 12 MONTH AVERAGE, PERCENTAGE CHANGE)



Contact person: Giorgi Tetrauli

Tel: (+995 32) 236 72 10 (400)

Fax: (+995 32) 236 72 13

E-mail: gtetrauli@geostat.ge