




National Statistics Office of Georgia

**SURVEY RESULTS FOR COMMERCIAL  
LIVESTOCK SLAUGHTERHOUSES,  
ELEVATORS AND COLD STORAGE FACILITIES**

**2018**  
III QUARTER



19.11.2018  
[www.geostat.ge](http://www.geostat.ge)

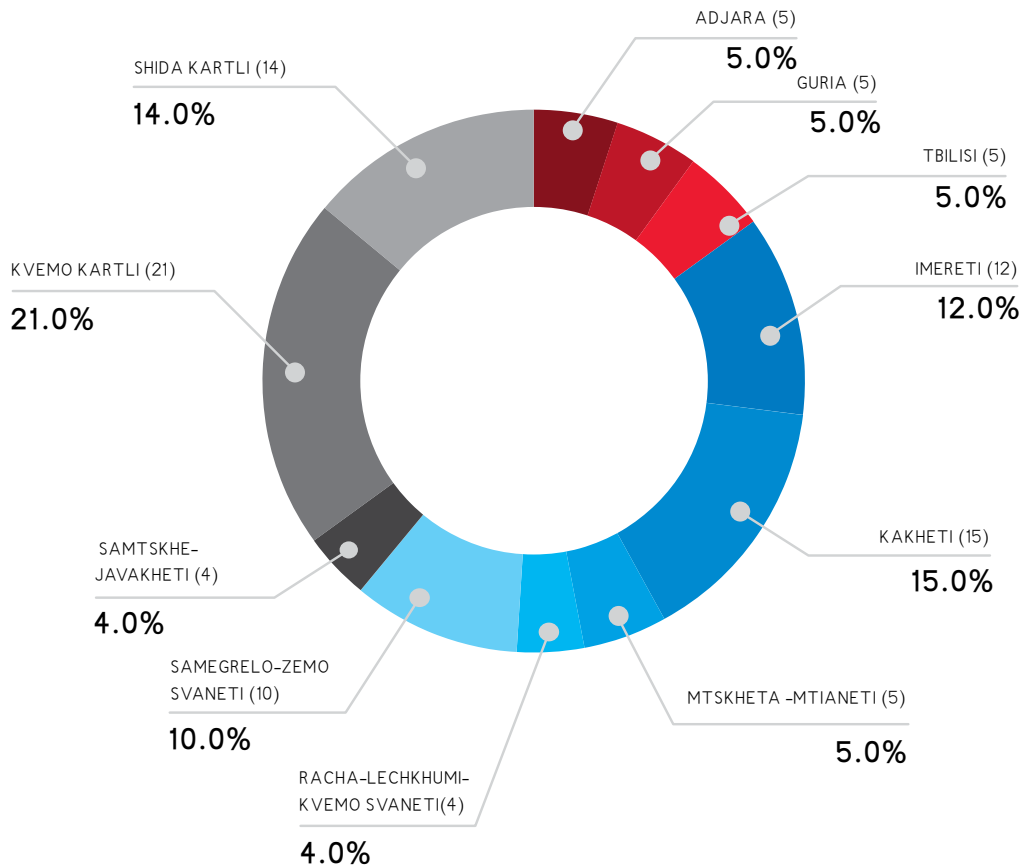
19.11.2018

**SURVEY RESULTS FOR LIVESTOCK SLAUGHTERHOUSES,  
ELEVATORS AND COLD STORAGE FACILITIES  
(III QUARTER, 2018)**

**SLAUGHTERHOUSES**

In the III quarter of 2018 the number of active livestock and poultry slaughterhouses was 100 in Georgia, 21.0 percent of which were located in KvemoKartli region, 15,0 percent – in Kakheti region, 14,0 percent in Shida Kartli region, 12,0 percent in Imereti region, 10,0 percent – in Samegrelo-ZemoSvaneti region, and remained 28,0 percent in other regions.

**ACTIVE LIVESTOCK AND POULTRY SLAUGHTERHOUSES  
IN GEIRGIA BY REGIONS, III QUARTER, 2018**



19.11.2018

In III quarter of 2018 the 186,8 thousand livestock were slaughtered in the slaughterhouses according to survey results, 23,7 percent of which were cattle and 76,3 percent – sheep, goat, pig etc. In addition, the number of poultry slaughtered in slaughterhouses during the reporting period amounted to 2662,0 thousand.

11339,9 tones of meat were produced by slaughterhouses (i.e. slaughtered weight, including poultry meat) during the III quarter of 2018, 37,8 percent of which is beef, 32,9 percent – poultry meat, 15,1 percent – sheep and goat meat, 14,1 percent – pork and 0,1 percent – others.

The service was provided to 11,5 thousand persons, 40.4 percent of which were households. The monthly average number of people employed in slaughterhouses equaled 1099 persons.

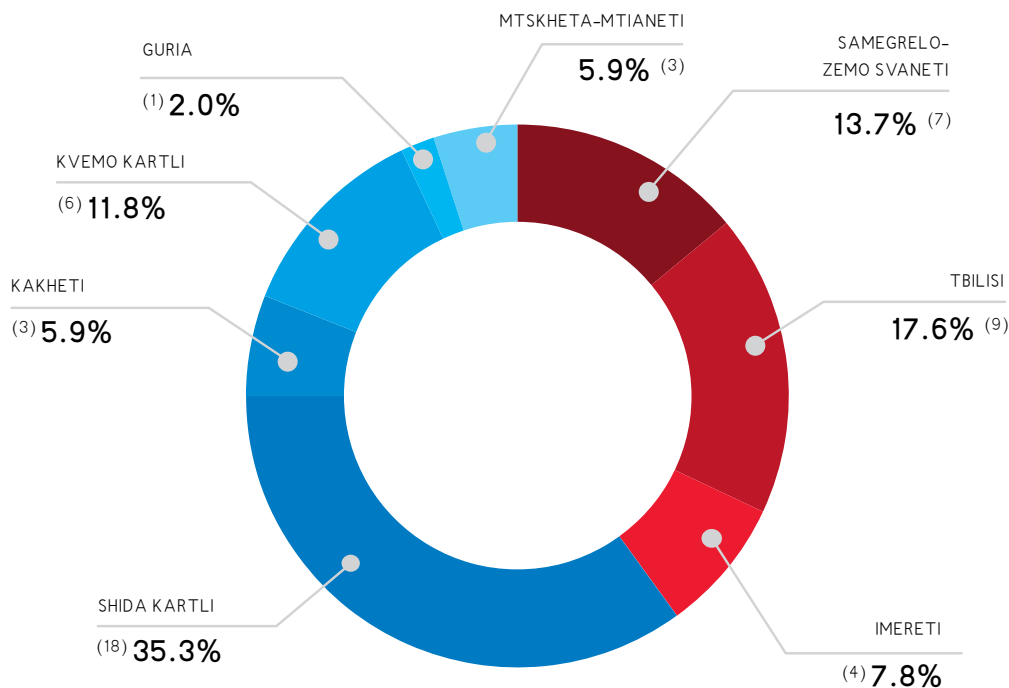
The average cost of the service of slaughtering per each livestock made up: slaughtering cattle – 23,6 GEL, sheep or goat – 11,0 GEL, and pig – 21,1 GEL.

19.11.2018

**COLD STORAGE FACILITIES**

In the III quarter of 2018, 51 cold storage facilities were active in Georgia, most of them were located in Shida Kartli region (35.3 percent) and in Tbilisi (17.6 percent). Active cold storage facilities are also located in Samegrelo-Zemo Svanetiregion (13,7 percent), Kvemo Kartli region (11,8 percent), Imeretiregion (7,8 percent), Kakheti region (5.9 percent), Mtskheta-Mtianeti region (5,9 percent) And Guria (2,0 percent) region:

**ACTIVE COLD STORAGE FACILITIES IN GEIRGIA BY REGIONS,  
III QUARTER, 2018**

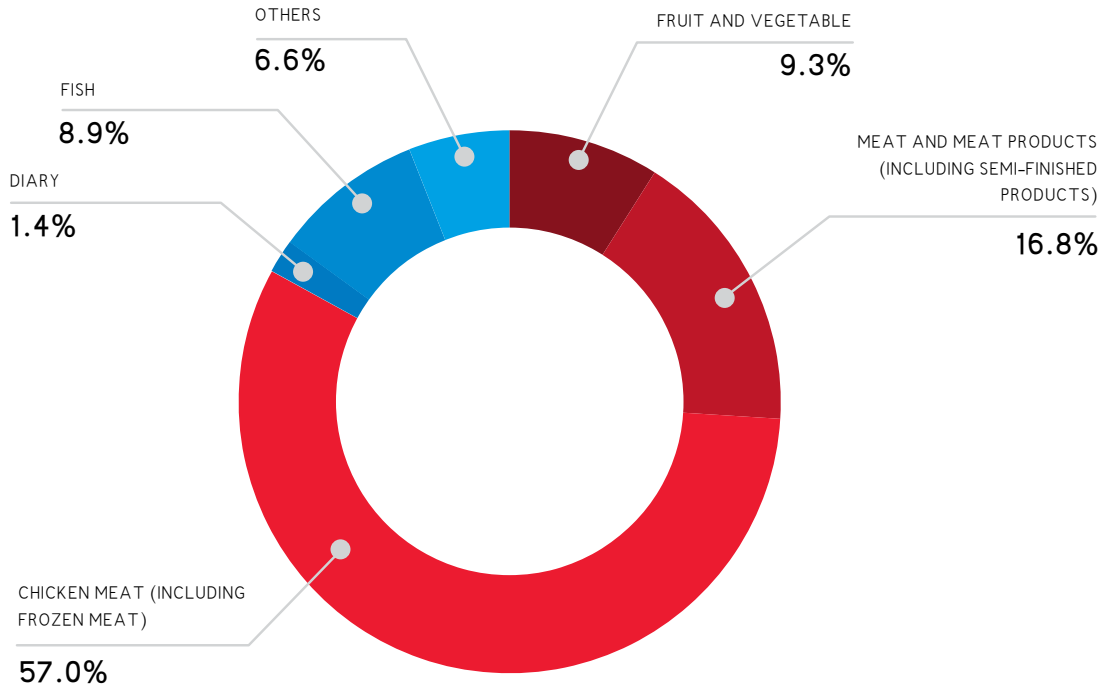


In III quarter of 2018, the service was provided to 339 customers. The number of producers and resellers, from whom the product was purchased, totaled 225, while the annual average number of employed persons in cold storage facilities totaled 901.

In III quarter of 2018, 51,0 thousand tons of products were stored in cold storage facilities, 57,0 percent of which was chicken meat (including frozen meat), 16,8 percent – meat and meat products (including semi-finished products), 9,3 percent – fruit and vegetable, 8,9 percent – fish while remaining products had a small share:

19.11.2018

**PRODUCTS STORED IN COLD STORAGE FACILITIES,  
III QUARTER,**



In III quarter of 2018, 2,6 thousand tonnes of products were purchased for the further realization by cold storage facilities. The service fee amounted to 3,5 million Gel.

In III quarter of 2018, products of 19,2 million Gel were sold by cold storage facilities, relatively big share (79,2 percent) of which was local (own) products. Herewith, 94,2 percent of local (own) products sold by cold storage facilities was chicken meat. Significant share of imported products was meat and meat products (including semi-finished products) (70,5 percent), fruit and vegetable (17,8 percent) and fish (8,4 percent).

From the products sold by cold storage facilities, chicken meat, fruits and vegetables were sold on the foreign market.

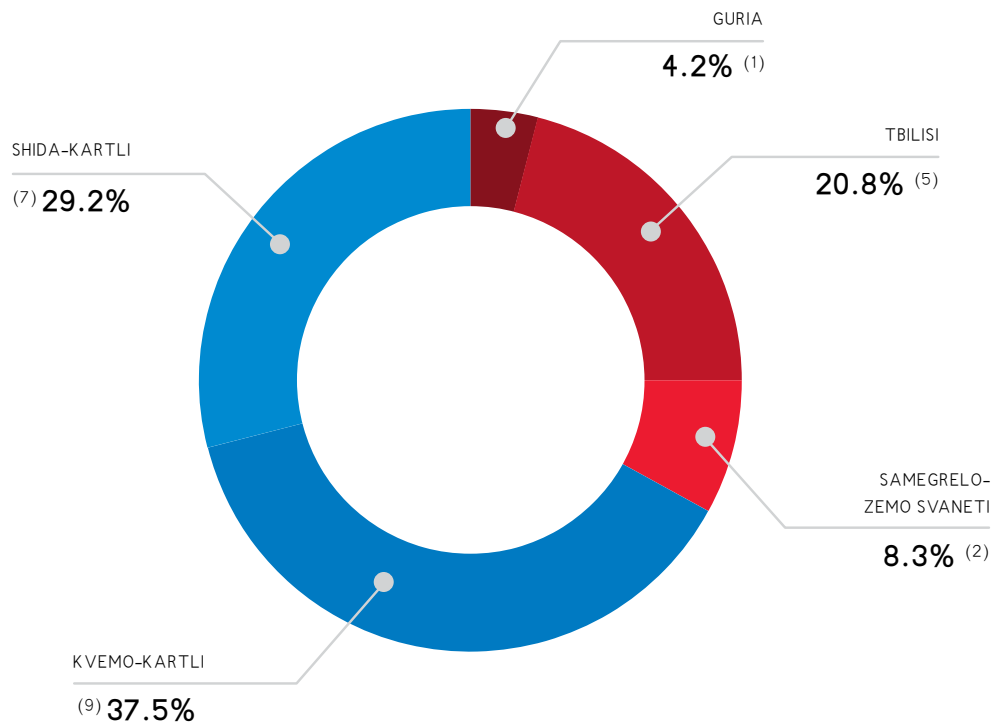
According to the survey results, the daily average load per storage (out of total storage capacity in percent) was 45.9 percent in July, 48.5 percent in August and 55.4 percent in September.

19.11.2018

ELEVATORS

In the III quarter of 2018, 24 elevators were active in Georgia, most of them were located in Kvemo Kartli region (37,5 percent). 29,2 percent of active elevators are located in ShidaKartli region (20,8 percent), 20,8 percent – in Tbilisi, 8,3 percent – in Samegrelo-Zemo Svaneti region and 4,2 percent – in Guria region.

ACTIVE ELEVATORS IN GEORGIA BY REGIONS,  
III QUARTER, 2018

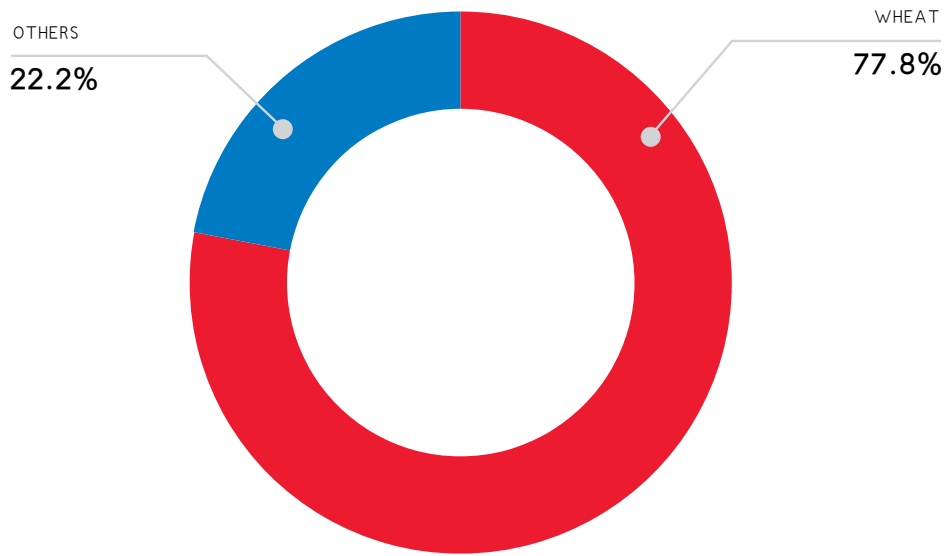


In III quarter of 2018, the service was provided to 15 customers. The number of producers and resellers, from whom the product was purchased, totaled 84, while the annual average number of employed persons in cold storage facilities equaled 1096.

In III quarter of 2018, 143,9 thousand tons of products were stored in cold storage facilities, 77,8 percent of which was wheat, other products (maize, barley, bran, malt etc.) had a small share:

19.11.2018

**PRODUCTS STORED IN ELEVATORS,  
III QUARTER, 2018**



In III quarter of 2018, 84,7 thousand tones of products 60,6 million GEL was sold by elevators, 58,0 percent of which was local (own) production.

The biggest share of local (own) production by its volume and cost was wheat flour, which was 90,7 percent of sold local production.

According to survey results, in July average daily load of elevator storages (out of total capacity of storages in percent) amounted to 43,3 percent, in August – 40,2 percent and in September – 38,5 percent.

Contact persons:

Giorgi Sanadze Tel.: 2 36 72 10 (200), E-mail: [gsanadze@geostat.ge](mailto:gsanadze@geostat.ge)

Mariam Kavelashvili Tel.: 2 36 72 10 (020), E-mail: [mkavelashvili@geostat.ge](mailto:mkavelashvili@geostat.ge)