




National Statistics Office of Georgia

EARNINGS STATISTICS 2018 III QUARTER



17.12.2018

www.geostat.ge

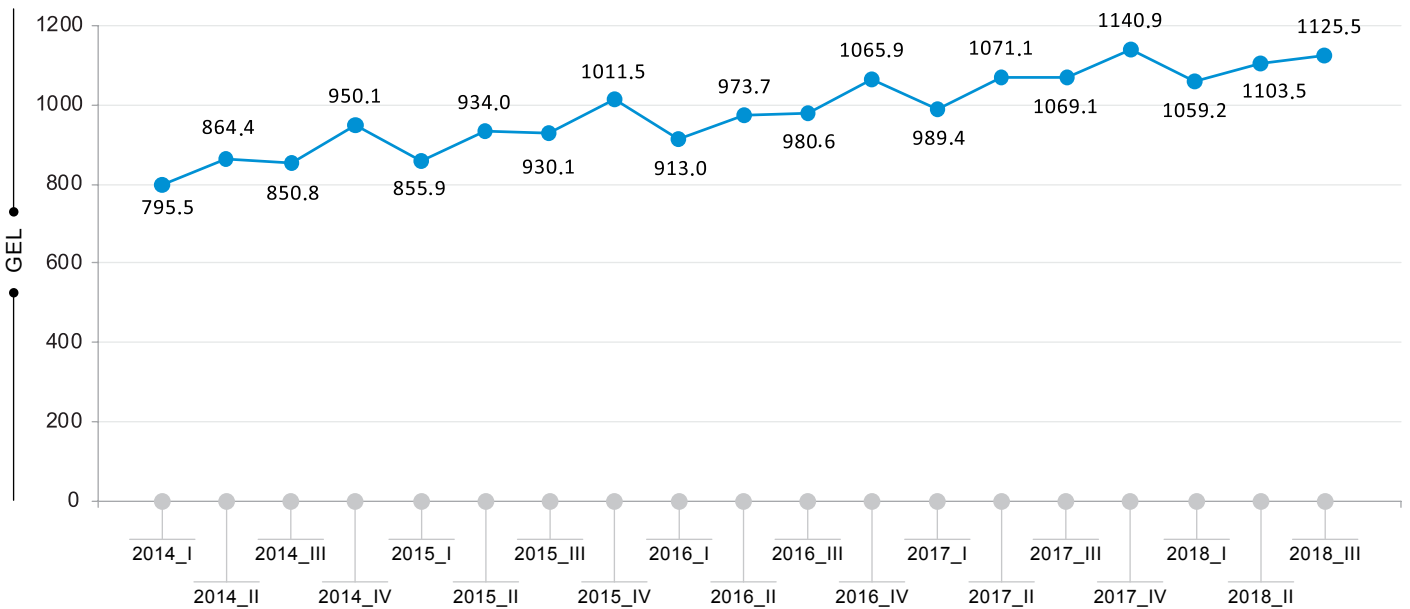
17.12.2018

EARNINGS STATISTICS

(III QUARTER, 2018 YEAR)

In III quarter of 2018 year the average monthly earnings in Georgia increased by 56.4 Gel compared to the III quarter of the previous year and amounted 1125.5 Gel.

AVERAGE MONTHLY EARNINGS OF EMPLOYEES BY QUARTERS



In III Quarter of 2018 the majority sectors of economic activity indicated the increase of the average monthly earnings compared to the III quarter of the previous year.

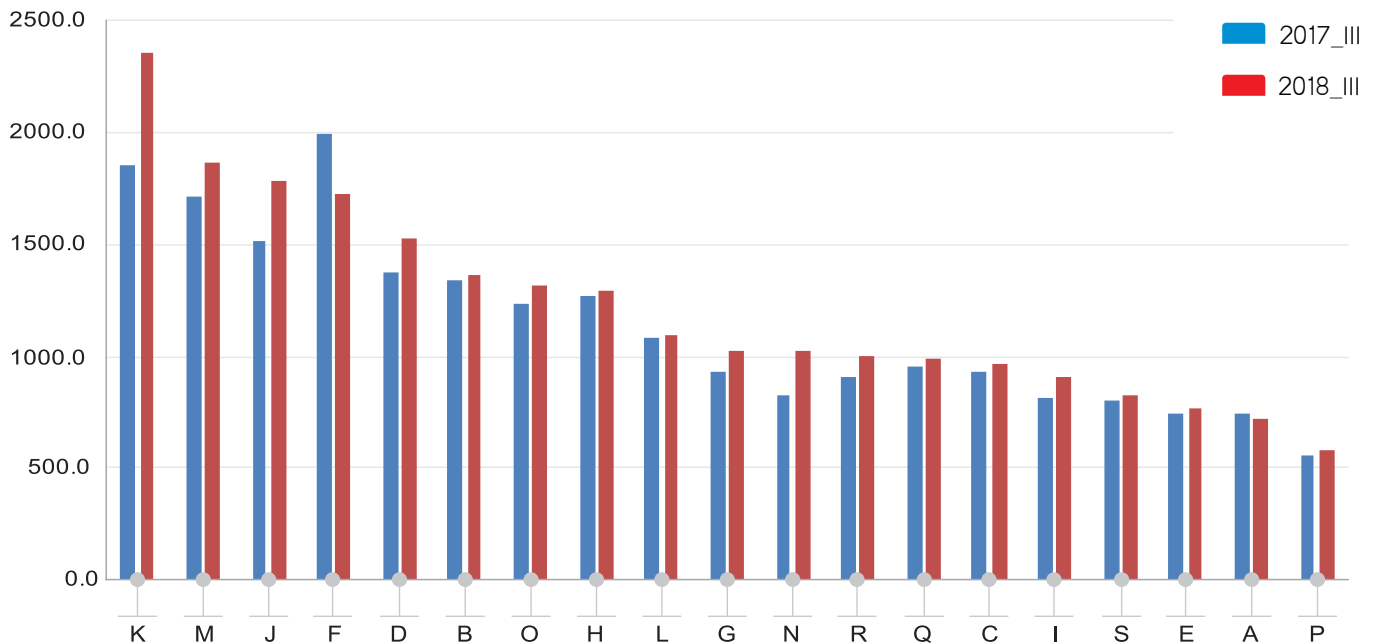
According to the economic activity the highest monthly earnings were observed in the following fields:

- Financial and insurance activities - 2354.3 Gel (annual growth 26.5 percent)
- Professional, scientific and technical activities - 1867.9 Gel (annual growth 8.6 percent)
- Information and communication - 1785.0 Gel (annual growth 18.0 percent)

The chart below illustrates the distribution of the average monthly earnings by economic activity.

17.12.2018

AVERAGE MONTHLY EARNINGS OF EMPLOYEES BY ECONOMIC ACTIVITY

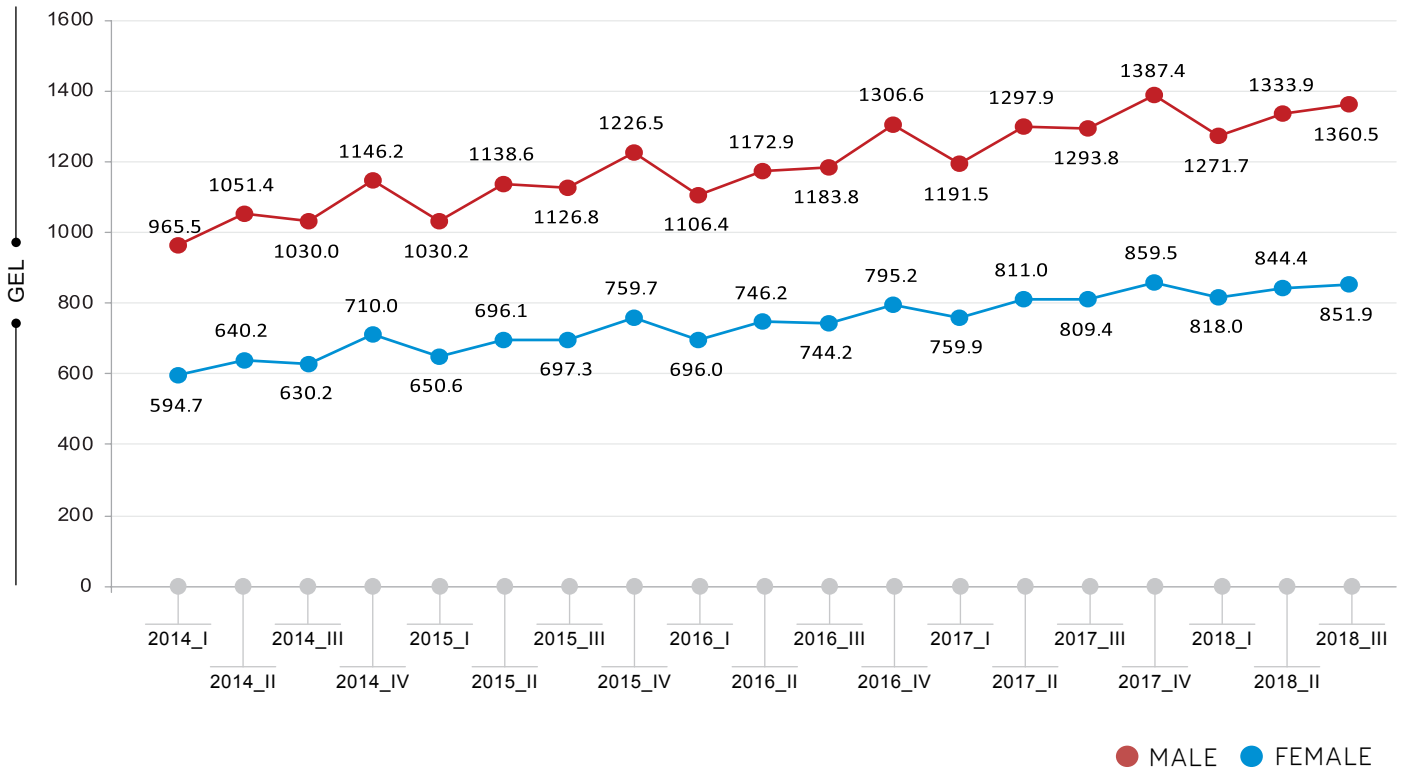


In III of 2018 the average earnings equaled to 851.9 Gel for women, while 1360.5 Gel for men and the annual growth of earnings amounted to 42.5 and 66.7 Gel, respectively.

In the majority of sectors of economics the average monthly earnings of men were higher compared to women.

17.12.2018

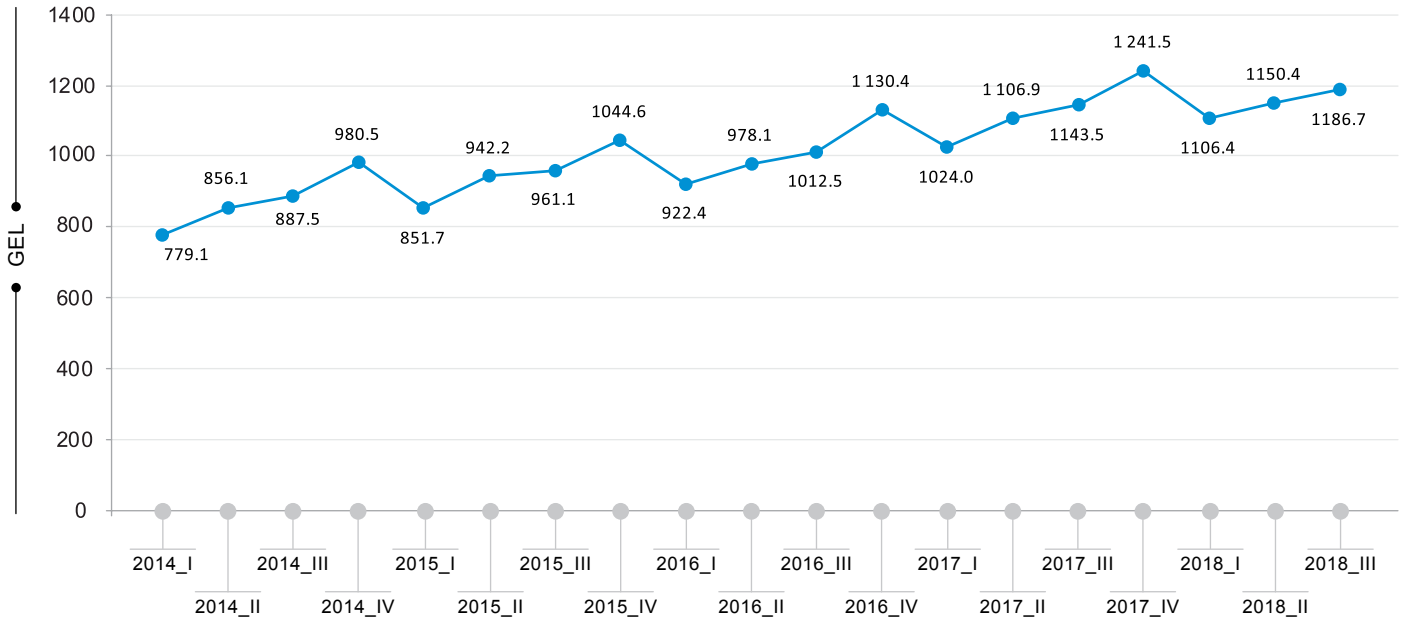
AVERAGE MONTHLY EARNINGS OF EMPLOYEES BY SEX



In III Quarter 2018 the average monthly earnings of hired employees in business sector equaled to 1186.7 Gel (annual growth 43.2 Gel). According to the economic activity the highest monthly earnings were observed in the Professional, scientific and technical activities (2186.0 Gel, annual growth 10.9 percent) and Information and communication field (1811.4 Gel, annual growth 19.5 percent).

17.12.2018

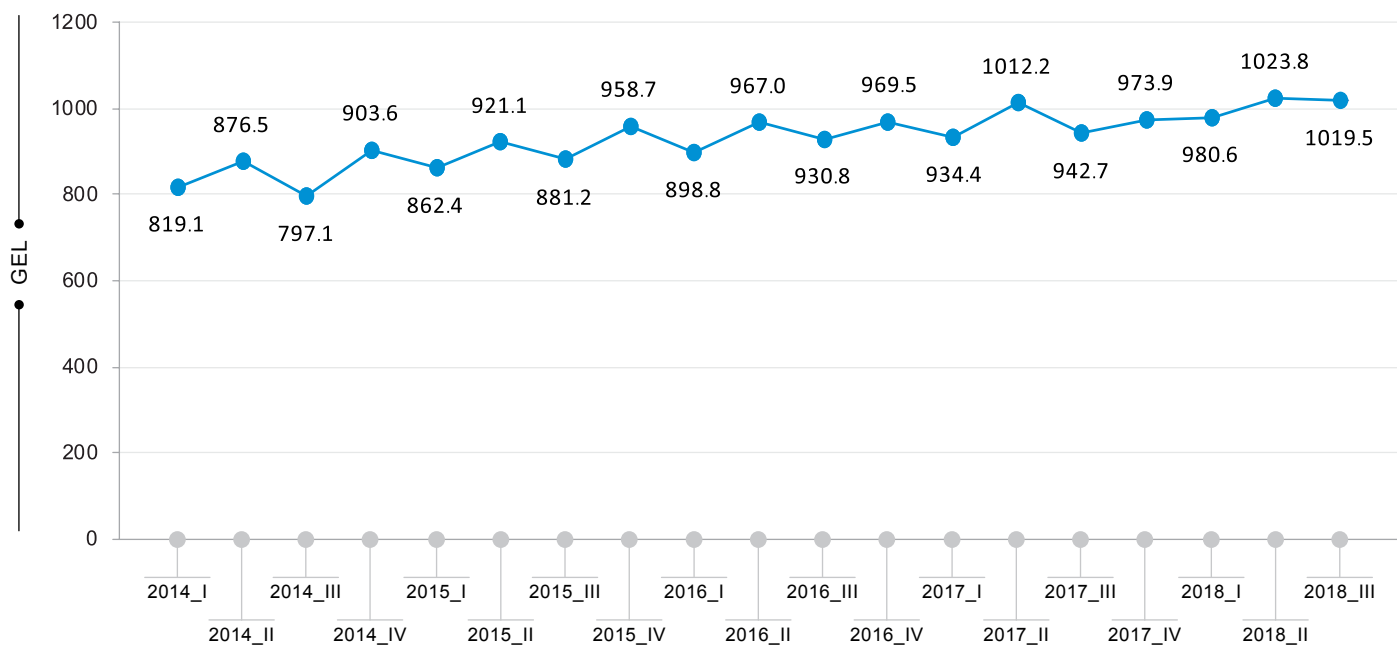
**AVERAGE MONTHLY EARNINGS OF EMPLOYEES IN
BUSINESS SECTOR BY QUARTERS**



In III Quarter 2018 compared to the III quarter of the previous year, the average monthly earnings of hired employees in non-business and financial sector increased by 76.8 Gel and amounted to 1019.5 Gel. According to the economic activity the highest monthly earnings were observed in the Financial and insurance activities and Public administration and defence; compulsory social security.

17.12.2018

**AVERAGE MONTHLY EARNINGS OF EMPLOYEES IN
BUSINESS SECTOR BY QUARTERS**



17.12.2018

NOTE

Classification of the economic activities used in the release:

Classification of economic activities (based on the European standard NACE rev.2)

Definition of Sections

A	Agriculture, forestry and fishing
B	Mining and quarrying
C	Manufacturing
D	Electricity, gas, steam and air conditioning supply
E	Water supply, sewerage, waste management and remediation activities
F	Construction
G	Wholesale and retail trade; repair of motor vehicles and motorcycles
H	Transportation and storage
I	Accommodation and food service activities
J	Information and communication
K	Financial and insurance activities
L	Real estate activities
M	Professional, scientific and technical activities
N	Administrative and support service activities
O	Public administration and defense; compulsory social security
P	Education
Q	Human health and social work activities
R	Arts, entertainment and recreation
S	Other service activities

Contact person:

Irma Gvilava, Tel: (+995 32) 236 72 10 (608)

Fax: (+995 32) 236 72 13. E-mail: igvilava@geostat.ge