



National Statistics Office of Georgia

## EXTERNAL MERCHANDISE TRADE IN GEORGIA

# 2018

.....  
(PRELIMINARY RESULTS)

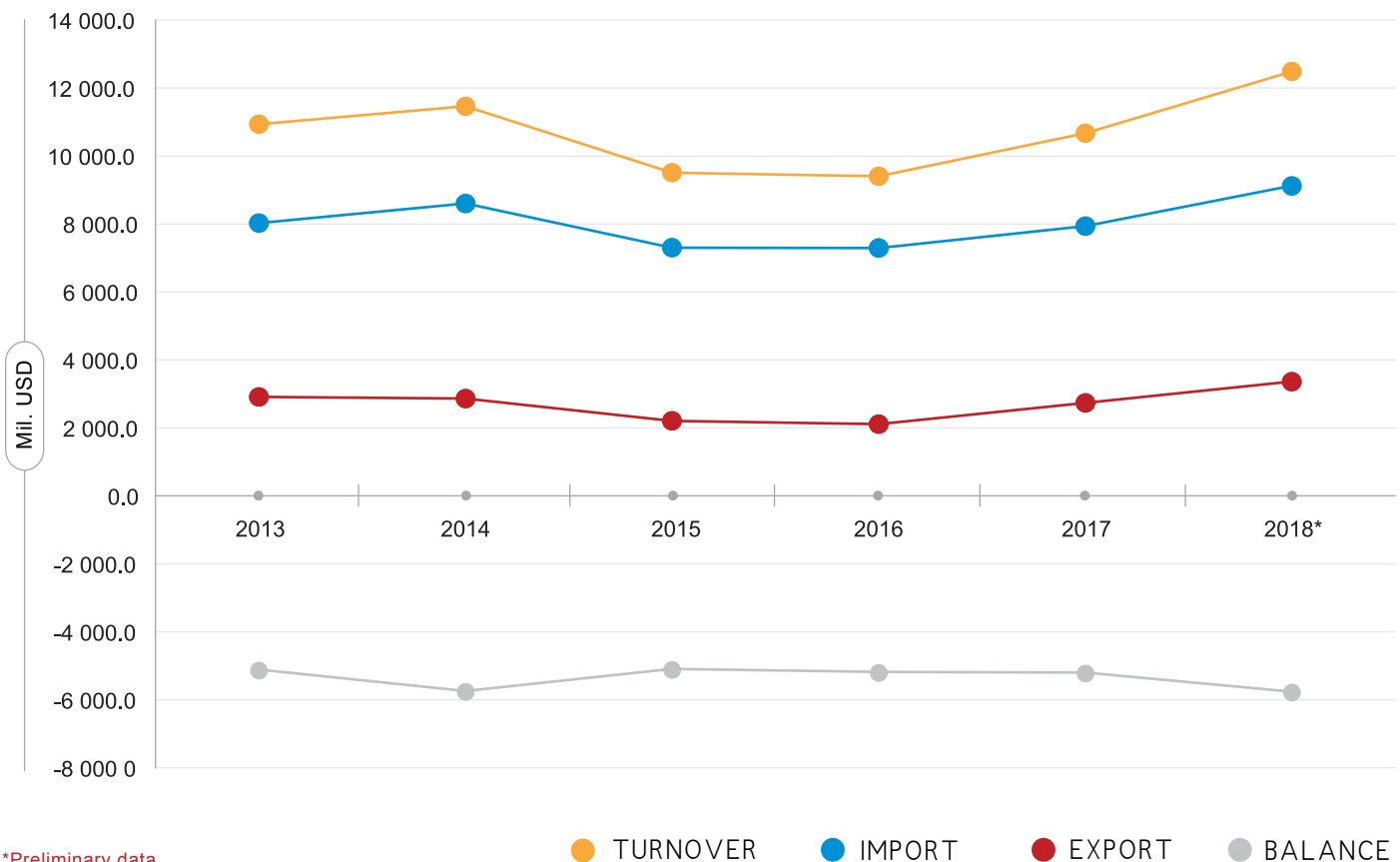
14.01.2019

14.01.2019

## EXTERNAL MERCHANDISE TRADE OF GEORGIA IN 2018 (PRELIMINARY)

External Merchandise Trade (excluding non-declared trade) of Georgia amounted to USD 12 484.4 million in 2018 (preliminary data), 17.0 percent higher year-on-year. The value of export increased by 22.9 percent reaching USD 3 362.1 million, while the import grew by 14.9 percent and amounted to USD 9 122.3 million. The trade deficit equaled USD 5 760.2 million and its share in trade turnover constituted 46.1 percent.

### EXTERNAL MERCHANDISE TRADE TENDENCIES OF GEORGIA IN 2013-2018



The table below shows dynamics of the external merchandise trade statistics indicators in 2013-2018.

## NATIONAL STATISTICS OFFICE OF GEORGIA

14.01.2019

### EXTERNAL MERCHANDISE TRADE OF GEORGIA IN 2013-2018 (MILLION US DOLLARS)

YEAR	MONTH	EXPORTS	IMPORTS	TURNOVER	BALANCE
2013	<b>YEAR</b>	2 910.3	8 022.5	10 932.9	-5 112.2
	January	196.0	485.6	681.6	-289.6
	February	162.1	517.5	679.6	-355.3
	March	207.2	619.1	826.3	-411.9
	April	220.3	651.9	872.2	-431.6
	May	216.1	659.9	876.0	-443.8
	June	233.6	610.5	844.1	-376.8
	July	239.8	720.5	960.3	-480.7
	August	284.0	711.0	995.0	-427.0
	September	258.8	705.0	963.8	-446.2
	October	286.9	732.2	1 019.1	-445.2
	November	313.2	789.8	1 103.0	-476.6
2014	December	292.4	819.7	1 112.1	-527.3
	<b>YEAR</b>	2 861.0	8 601.8	11 462.9	-5 740.8
	January	223.6	543.3	767.0	-319.7
	February	216.0	591.7	807.7	-375.6
	March	256.2	701.7	957.9	-445.6
	April	236.9	683.6	920.5	-446.6
	May	242.6	814.5	1 057.1	-571.8
	June	244.1	698.1	942.2	-453.9
	July	246.2	786.8	1 033.0	-540.6
	August	247.6	683.3	930.9	-435.6
	September	239.8	726.9	966.7	-487.1
	2015	October	272.2	783.8	1 056.0
November		202.6	724.4	927.0	-521.8
December		233.0	863.8	1 096.8	-630.8
<b>YEAR</b>		2 204.7	7 300.3	9 505.0	-5 095.6
January		155.1	538.9	694.0	-383.8
February		167.2	579.9	747.1	-412.7
March		179.1	677.7	856.7	-498.6
April		186.6	552.1	738.7	-365.6
May		194.6	566.6	761.2	-372.0
June		198.6	607.5	806.1	-408.9
July		187.0	582.0	769.1	-395.0
August		190.4	624.3	814.7	-433.9
September	186.3	644.9	831.2	-458.5	
October	187.9	616.1	804.0	-428.2	
November	187.3	575.8	763.1	-388.5	
December	184.6	734.5	919.1	-549.9	

## NATIONAL STATISTICS OFFICE OF GEORGIA






14.01.2019

YEAR	MONTH	EXPORTS	IMPORTS	TURNOVER	BALANCE
2016	<b>YEAR</b>	2 112.9	7 294.0	9 406.9	-5 181.1
	January	122.2	411.9	534.1	-289.7
	February	158.4	524.3	682.7	-365.9
	March	162.0	552.4	714.4	-390.4
	April	165.6	557.2	722.9	-391.6
	May	172.3	610.3	782.6	-438.0
	June	168.0	642.4	810.4	-474.4
	July	173.6	600.2	773.7	-426.6
	August	187.9	691.6	879.6	-503.7
	September	202.4	648.8	851.2	-446.5
	October	190.1	662.1	852.2	-472.0
	November	219.0	648.0	867.0	-429.0
	December	191.3	744.7	936.1	-553.4
2017	<b>YEAR</b>	2 735.5	7 939.2	10 674.7	-5 203.8
	January	176.9	495.6	672.4	-318.7
	February	179.9	580.4	760.2	-400.5
	March	221.2	620.2	841.4	-399.0
	April	211.6	591.6	803.2	-380.0
	May	215.3	642.0	857.3	-426.7
	June	235.6	644.0	879.6	-408.4
	July	212.6	642.0	854.6	-429.3
	August	236.3	703.7	940.0	-467.4
	September	257.6	688.4	946.0	-430.8
	October	263.3	731.4	994.7	-468.0
	November	236.9	761.3	998.2	-524.4
	December	288.3	838.9	1 127.2	-550.6
2018*	<b>YEAR</b>	3 362.1	9 122.3	12 484.4	-5 760.2
	January	222.6	594.6	817.2	-372.0
	February	223.6	638.9	862.6	-415.3
	March	285.8	844.7	1 130.5	-558.9
	April	229.1	734.9	964.0	-505.7
	May	323.3	810.8	1 134.1	-487.4
	June	307.8	779.2	1 087.0	-471.4
	July	278.3	796.7	1 075.0	-518.4
	August	275.4	772.4	1 047.8	-497.1
	September	301.1	719.5	1 020.6	-418.3
	October	303.0	865.5	1 168.4	-562.5
	November	283.3	748.5	1 031.8	-465.1
	December	328.6	816.6	1 145.2	-488.1

\*Preliminary data.

Detailed data on external merchandise trade of Georgia will be published on 21 January, 2019

14.01.2019

- Sources:**
-  LEPL Revenue Service of Ministry of Finance of Georgia;
  -  LEPL Service Agency of Ministry of Internal Affairs of Georgia;
  -  Georgian State Electric System, JSC;
  -  Electricity System Commercial Operator, JSC;
  -  Georgian Gas Transportation Company, LTD.

**Notice:** The discrepancy between the totals and the sum in some cases can be explained by using rounded data.

Contact person:  
Lia Dzebisauri,  
Tel.: (+995 32)36 72 10 (300).  
E-mail: [Ldzebisauri@geostat.ge](mailto:Ldzebisauri@geostat.ge)