

NATIONAL STATISTICS OFFICE OF GEORGIA

20.05.2019

GEORGIAN EXTERNAL TRADE BY COUNTRIES IN JANUARY-APRIL 2019* (THSD. US DOLLARS)

	EXPORTS (FOB)	IMPORTS (CIF)	BALANCE
External trade – Total	1 133 409.6	2 726 240.2	-1 592 830.6
Of which:			
EU countries	276 242.3	709 666.7	-433 424.5
Austria	1 128.3	22 667.4	-21 539.1
Belgium	6 146.0	55 795.2	-49 649.2
Bulgaria	108 975.0	39 840.2	69 134.8
Croatia	146.3	2 256.2	-2 110.0
Cyprus	135.0	3 804.2	-3 669.2
Czech Republic	2 661.7	24 222.1	-21 560.3
Denmark	143.9	4 891.2	-4 747.4
Estonia	1 007.4	2 555.1	-1 547.7
Finland	60.9	5 935.7	-5 874.8
France	7 225.4	52 491.6	-45 266.2
Germany	20 871.5	137 591.4	-116 719.9
Greece	2 091.4	17 685.7	-15 594.3
Hungary	462.6	11 981.2	-11 518.7
Ireland	181.2	2 807.6	-2 626.3
Italy	14 081.4	69 194.7	-55 113.2
Latvia	4 028.7	9 420.8	-5 392.1
Lithuania (Lietuva)	10 464.6	11 534.0	-1 069.4
Luxembourg	14.4	1 246.8	-1 232.4
Malta	100.3	1 485.5	-1 385.2
Netherlands	11 958.1	46 636.6	-34 678.6
Poland	7 101.6	41 375.8	-34 274.2
Portugal	18.6	3 742.1	-3 723.5
Romania	59 312.1	60 063.4	-751.3
Slovakia	356.7	4 394.2	-4 037.6
Slovenia	425.9	5 284.2	-4 858.3
Spain	6 360.2	31 331.6	-24 971.4
Sweden	190.6	3 638.3	-3 447.7
United Kingdom	10 592.5	35 794.0	-25 201.5
CIS countries	254 763.8	372 948.7	-118 184.9
Armenia	86 236.5	90 312.8	-4 076.3
Azerbaijan	126 337.8	235 802.2	-109 464.3
Belarus	9 631.4	17 016.5	-7 385.1
Kazakhstan	19 831.8	17 009.2	2 822.7
Kyrgyzstan	18 400.0	1 016.7	17 383.3
Moldova	2 129.8	2 987.5	-857.7
Russia	177 509.1	269 080.6	-91 571.5

NATIONAL STATISTICS OFFICE OF GEORGIA

20.05.2019

	EXPORTS (FOB)	IMPORTS (CIF)	BALANCE
Tajikistan	2 379.9	46.9	2 333.0
Turkmenistan	19 587.4	25 764.2	-6 176.8
Ukraine	84 629.4	109 406.8	-24 777.4
Uzbekistan	29 870.6	4 978.7	24 891.9
Other countries	280 623.5	1 243 151.5	-962 528.0
Afghanistan	186.6	17.5	169.1
Albania	7.0	62.2	-55.2
Algeria	-	14.1	-14.1
Angola	15.6	-	15.6
Argentina	296.6	1 158.2	-861.6
Australia	215.7	15 023.5	-14 807.8
Bahamas	-	0.5	-0.5
Bahrain	0.3	1.4	-1.1
Bangladesh	172.5	470.0	-297.4
Belize	-	377.8	-377.8
Bhutan	3.0	-	3.0
Bosnia and Herzegovina	-	79.0	-79.0
Brazil	3 003.5	45 202.1	-42 198.6
Burundi	-	70.0	-70.0
Cambodia	-	2.0	-2.0
Canada	553.7	6 135.2	-5 581.5
Chad	2 040.0	70.0	1 970.0
Chile	1 100.4	33 897.2	-32 796.9
China	44 318.8	273 476.7	-229 157.9
Colombia	1 683.2	78.0	1 605.2
Costa Rica	-	259.9	-259.9
Cuba	6.4	52.9	-46.5
Djibouti	6.0	-	6.0
Ecuador	68.3	6 942.9	-6 874.6
Egypt	178.1	10 318.9	-10 140.8
Ethiopia	-	26.8	-26.8
Faroe Islands	-	180.7	-180.7
Gabon	-	34.3	-34.3
Ghana	37.8	11.3	26.5
Guinea	10.6	-	10.6
Hong Kong, SAR of China	2 203.5	20 194.4	-17 990.9
Iceland	-	2 311.0	-2 311.0
India	1 461.6	16 480.2	-15 018.5
Indonesia	-	3 377.4	-3 377.4
Iran	19 376.2	50 837.7	-31 461.5
Iraq	5 662.6	10.0	5 652.6
Israel	3 810.8	3 944.5	-133.7

NATIONAL STATISTICS OFFICE OF GEORGIA

20.05.2019

	EXPORTS (FOB)	IMPORTS (CIF)	BALANCE
Japan	3 219.9	21 857.1	-18 637.2
Jordan	186.1	59.2	126.9
Kenya	548.8	321.1	227.7
Korea, Republic of	2 512.7	12 382.4	-9 869.7
Kuwait	724.2	16.7	707.5
Lebanon	66.0	3 708.7	-3 642.7
Lesotho	-	4.2	-4.2
Libya	7.2	-	7.2
Liechtenstein	-	200.0	-200.0
Macedonia (FYR)	-	265.7	-265.7
Malawi	-	0.2	-0.2
Malaysia	306.9	3 873.2	-3 566.2
Mexico	94.5	803.5	-709.0
Monaco	0.2	7.1	-6.9
Mongolia	549.8	-	549.8
Montenegro	6.4	-	6.4
Morocco	83.7	476.0	-392.3
Nepal	-	1.2	-1.2
New Zealand	13.7	1 658.2	-1 644.5
Niger	1.9	0.1	1.9
Nigeria	61.8	0.6	61.1
Norway	2.8	3 943.3	-3 940.5
Oman	-	12.9	-12.9
Pakistan	336.0	1 867.2	-1 531.2
Panama	852.6	-	852.6
Paraguay	-	34.4	-34.4
Peru	1 727.9	28 792.8	-27 064.8
Philippines	112.9	14 742.0	-14 629.1
Qatar	153.2	826.0	-672.8
San Marino	-	69.7	-69.7
Saudi Arabia	447.7	719.1	-271.4
Senegal	4.2	-	4.2
Serbia	8.6	2 169.1	-2 160.6
Seychelles	0.6	29.8	-29.1
Singapore	3 746.1	4 332.6	-586.5
South Africa	214.7	420.8	-206.1
Sri Lanka	0.6	791.2	-790.6
Sudan	72.7	55.4	17.3
Switzerland	21 732.9	23 952.6	-2 219.7
Syrian	95.0	5.2	89.8
Taiwan, Province of China	470.0	4 209.9	-3 739.9
Tanzania	2 565.4	6.5	2 558.9






NATIONAL STATISTICS OFFICE OF GEORGIA

20.05.2019

	EXPORTS (FOB)	IMPORTS (CIF)	BALANCE
Thailand	-	8 428.0	-8 428.0
Tunisia	1 252.6	86.2	1 166.4
Turkey	78 126.1	446 959.3	-368 833.2
United Arab Emirates	28 129.9	40 313.5	-12 183.7
United States	44 205.6	120 827.1	-76 621.5
Uruguay	301.5	240.3	61.2
Venezuela	29.4	-	29.4
Viet Nam	1 231.5	2 429.5	-1 198.0
Virgin Islands, British	-	118.3	-118.3
Zimbabwe	-	15.4	-15.4

*Preliminary data.

Sources:

-  LEPL Revenue Service of Ministry of Finance of Georgia;
-  LEPL Service Agency of Ministry of Internal Affairs of Georgia;
-  Georgian State Electric System, JSC;
-  Electricity System Commercial Operator, JSC;
-  Georgian Gas Transportation Company, LTD.

Explanation of symbols:

- Not applicable;
- 0.0 Negligible magnitude;
- * Data are preliminary and subject to revisions;
- ... Data are confidential

20.05.2019

Notice:

1. The discrepancy between the totals and the sum in some cases can be explained by using rounded data;
2. Data for 2011-2014 are updated by the data of Special Customs Declarations;
3. Information does not cover the data of Simplified Customs Declarations (Form №4);
4. Information does not cover non-organized trade, also occupied territories of Abkhazian Autonomous Republic and Tskhinvali region;
5. According to the international methodology, there are some difference in coverage of trade flows between external merchandise trade statistics and customs statistics. Diplomatic, temporary, transit and analogous goods are excluded from the database of external merchandise trade statistics.

**The preliminary data will be revised according to the Geostat's revision policy
(based on the regular revision principle) as a result of adjusting
data by respondents/administrative sources.**

Contact person:

Ms. Lia Dzebisauri, Tel.: (+995 32) 36 72 10 (300). E-mail: Ldzebisauri@geostat.ge
