



National Statistics Office of Georgia

EARNINGS STATISTICS

2019

I QUARTER



17.06.2019

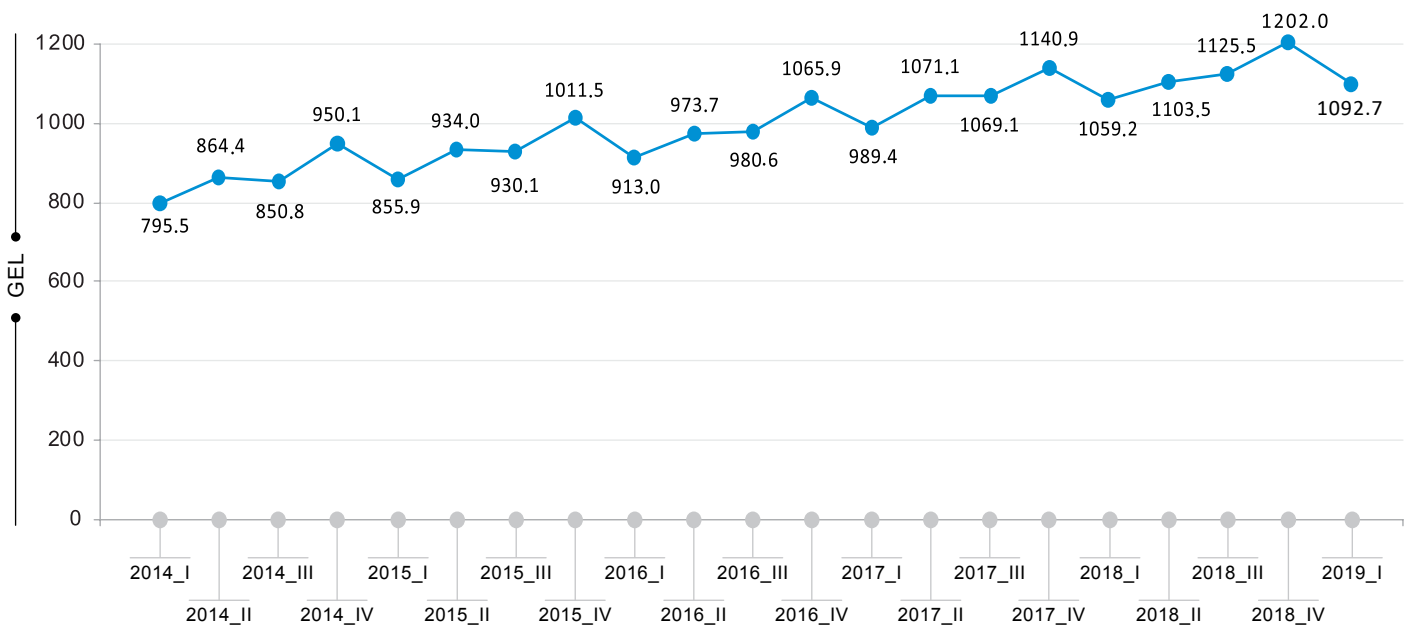
www.geostat.ge

17.06.2019

EARNINGS STATISTICS (I QUARTER, 2019 YEAR)

In the I quarter of the 2019 year the average monthly earnings in Georgia increased by 33.5 Gel compared to the first quarter of the previous year and amounted to 1092.7 Gel.

AVERAGE MONTHLY EARNINGS OF EMPLOYEES BY QUARTERS



In the I quarter of 2019 the majority of sectors indicated the increase of the average monthly earnings compared to the I quarter of the previous year.

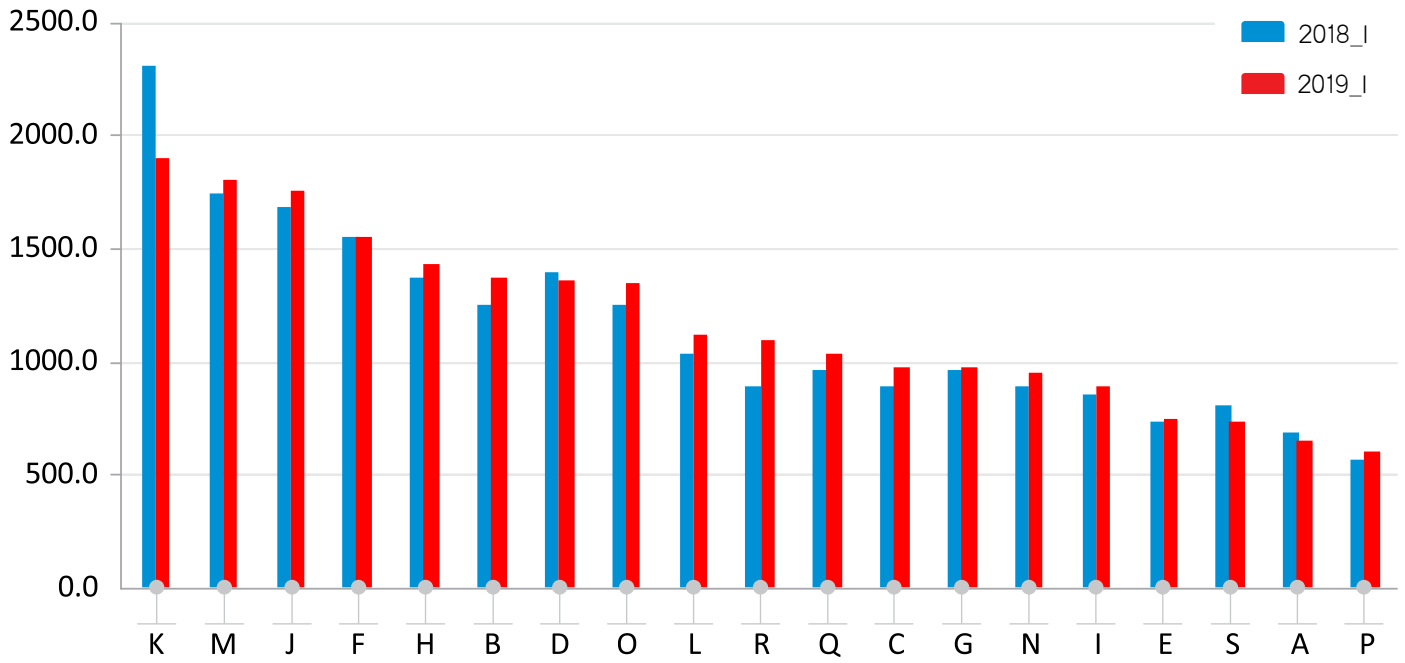
According to the economic activity the highest monthly earnings were observed in the following fields:

- Financial and insurance activities – 1894.3 (annual growth -17.8 percent);
- Professional, scientific and technical activities – 1799.0 Gel (annual growth 3.2 percent);
- Information and communication - 1751.8 (annual growth 3.9 percent).

The chart below illustrates the distribution of the average monthly earnings by economic activity

17.06.2019

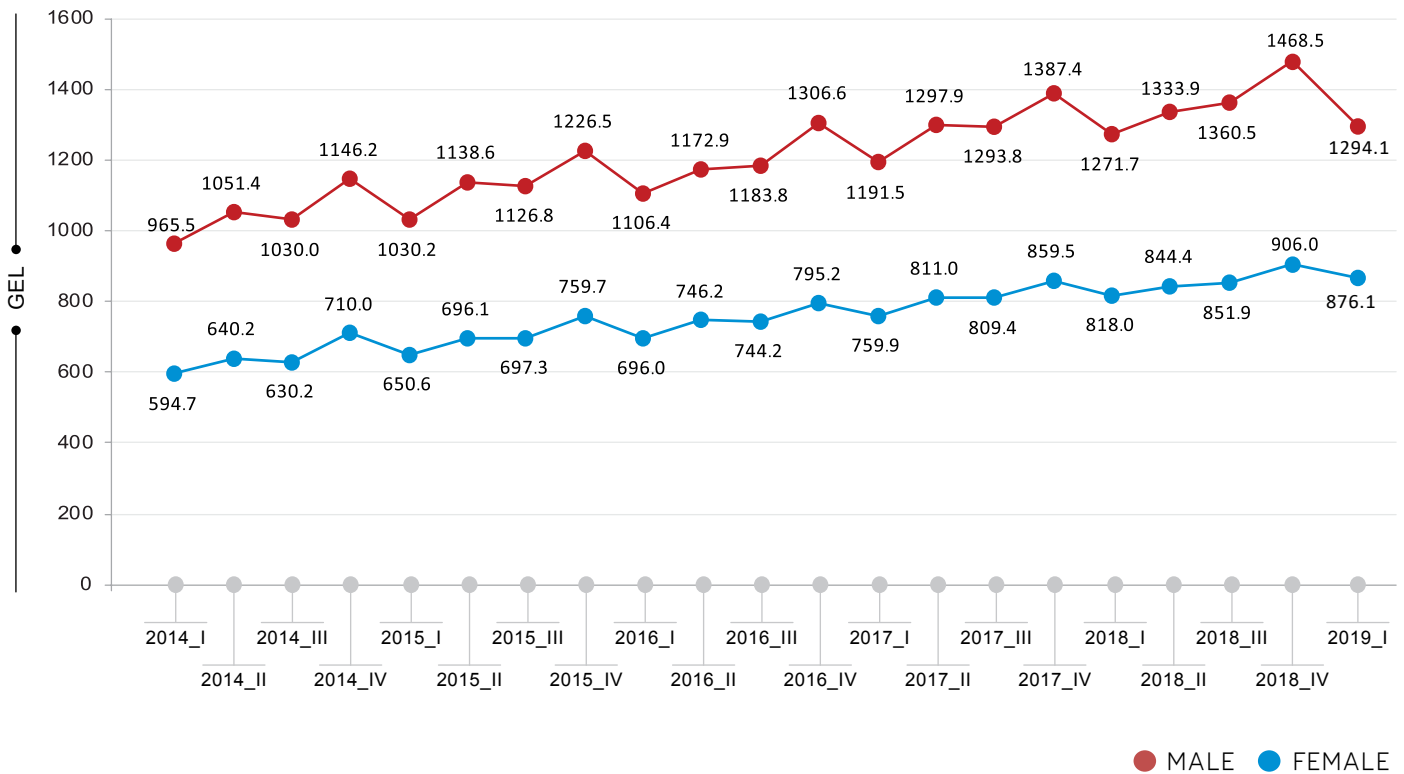
AVERAGE MONTHLY EARNINGS OF EMPLOYEES BY ECONOMIC ACTIVITY



In the I quarter of 2019 the average earnings equaled to 876.1 Gel for women, while 1294.1 Gel for men and the annual growth of earnings amounted to 58.0 and 22.4 Gel, respectively. In the majority of sectors of economics the average monthly earnings of men were higher compared to women.

17.06.2019

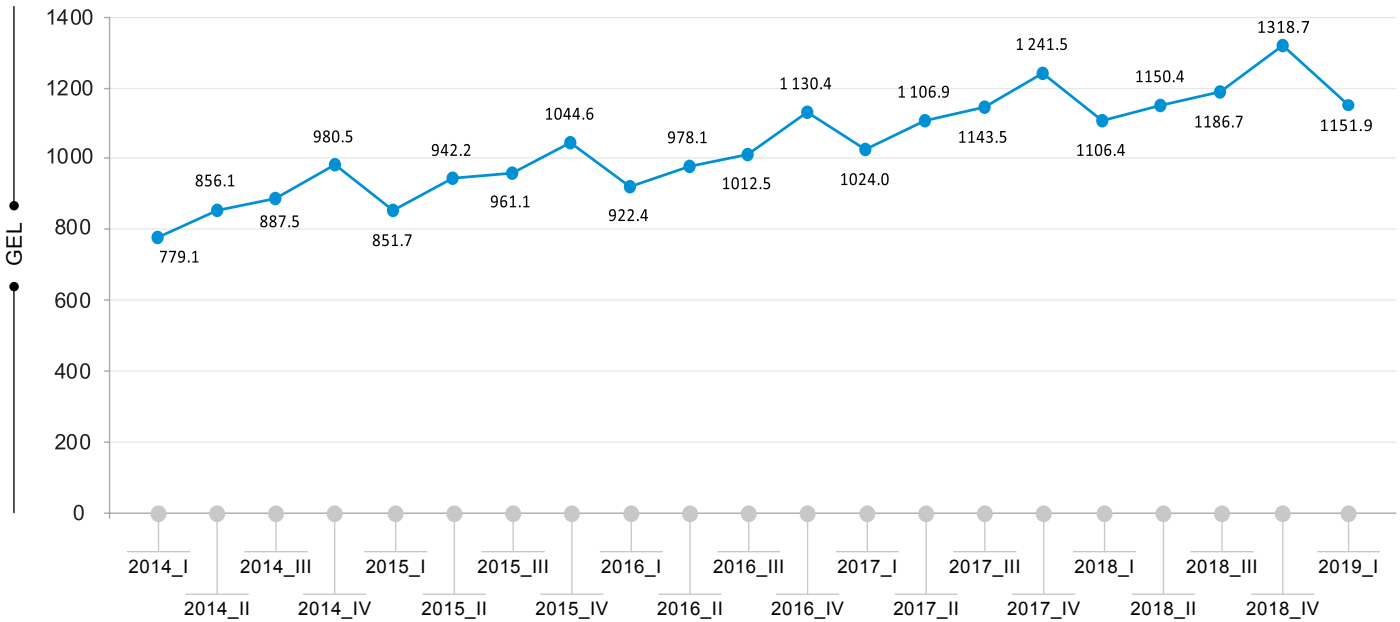
AVERAGE MONTHLY EARNINGS OF EMPLOYEES BY SEX



In the I quarter of 2019 the average monthly earnings of hired employees in business sector equaled to 1151.9 Gel (annual growth 45.4 Gel). According to the economic activity the highest monthly earnings were observed in the professional, scientific and technical activities (2056.6 Gel, annual growth 2.5 percent) and information and communication (1776.6 Gel, annual growth 4.1 percent).

17.06.2019

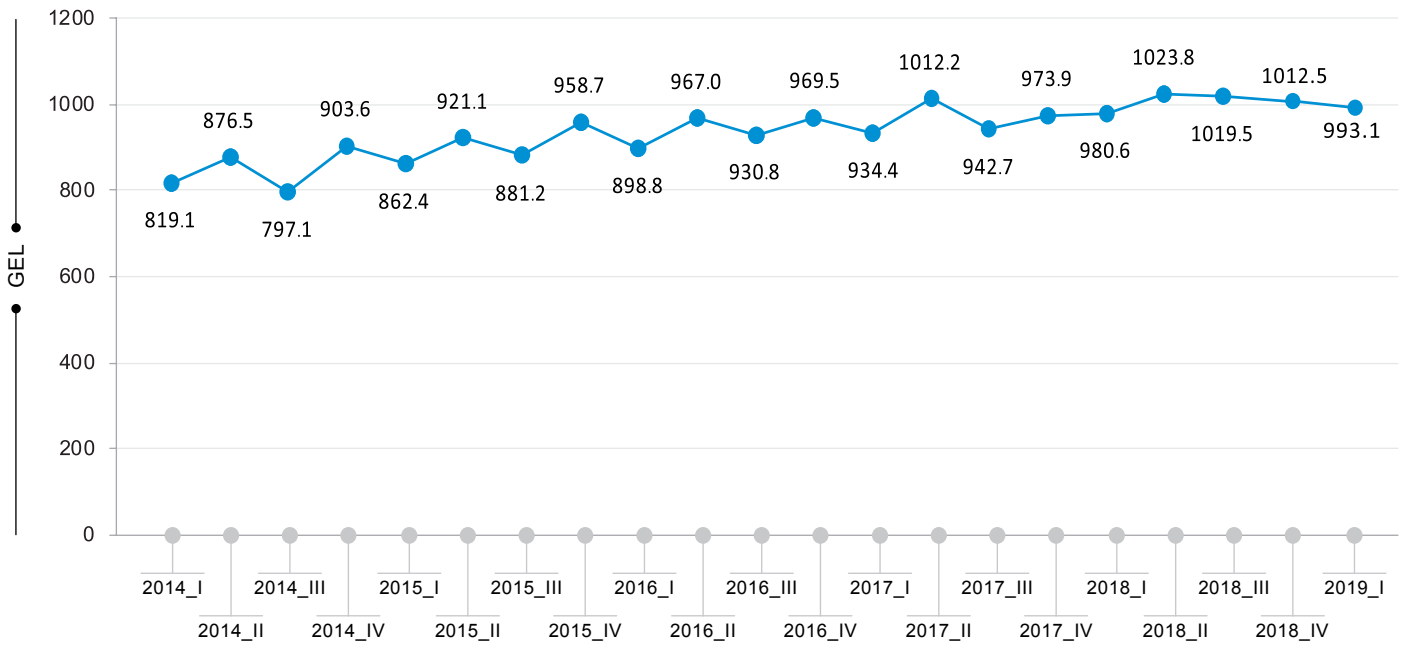
AVERAGE MONTHLY EARNINGS OF EMPLOYEES IN BUSINESS SECTOR BY QUARTERS



In the I quarter of 2019 compared to the first quarter of the previous year, the average monthly earnings of hired employees in non-business and financial sector increased by 12.5 Gel and amounted to 993.1 Gel. According to the economic activity the highest monthly earnings were observed in the financial and insurance activities as well as in the public administration and defence sectors.

17.06.2019

**AVERAGE MONTHLY EARNINGS OF EMPLOYEES IN
NON-BUSINESS SECTOR BY QUARTERS, GEL**



17.06.2019

NOTE

Classification of the economic activities used in the release is based on the European standard NACE rev.2

Definition of Sections

A	Agriculture, forestry and fishing
B	Mining and quarrying
C	Manufacturing
D	Electricity, gas, steam and air conditioning supply
E	Water supply, sewerage, waste management and remediation activities
F	Construction
G	Wholesale and retail trade; repair of motor vehicles and motorcycles
H	Transportation and storage
I	Accommodation and food service activities
J	Information and communication
K	Financial and insurance activities
L	Real estate activities
M	Professional, scientific and technical activities
N	Administrative and support service activities
O	Public administration and defense; compulsory social security
P	Education
Q	Human health and social work activities
R	Arts, entertainment and recreation
S	Other service activities

Contact person:

Irma Gvilava, Tel: (+995 32) 236 72 10 (608)

Fax: (+995 32) 236 72 13. E-mail: igvilava@geostat.ge