

NATIONAL STATISTICS OFFICE OF GEORGIA

19.08.2019

GEORGIAN EXTERNAL TRADE BY COUNTRIES IN JANUARY-JULY 2019*

(THSD. US DOLLARS)

	EXPORTS (FOB)	IMPORTS (CIF)	BALANCE
External trade – Total	2 102 208.1	4 963 098.4	-2 860 890.2
Of which:			
EU countries	503 496.4	1 280 239.1	-776 742.6
Austria	1 432.1	43 343.6	-41 911.5
Belgium	9 239.0	53 302.0	-44 063.0
Bulgaria	166 160.1	71 995.3	94 164.8
Croatia	172.7	4 244.8	-4 072.1
Cyprus	1 058.0	5 514.8	-4 456.8
Czech Republic	4 423.8	46 926.4	-42 502.6
Denmark	207.8	9 874.7	-9 666.9
Estonia	4 184.3	4 329.0	-144.7
Finland	88.6	10 648.0	-10 559.5
France	13 906.5	88 154.5	-74 248.0
Germany	29 020.9	248 615.6	-219 594.7
Greece	2 697.1	33 766.3	-31 069.2
Hungary	860.9	24 777.7	-23 916.8
Ireland	455.3	6 262.2	-5 806.9
Italy	21 585.1	129 798.2	-108 213.1
Latvia	6 340.3	16 206.4	-9 866.1
Lithuania (Lietuva)	18 546.5	19 181.5	-634.9
Luxembourg	14.4	1 636.3	-1 621.9
Malta	200.4	2 161.8	-1 961.4
Netherlands	19 687.5	89 701.1	-70 013.5
Poland	11 615.2	88 859.9	-77 244.7
Portugal	81.5	7 287.7	-7 206.2
Romania	127 120.9	115 315.6	11 805.3
Slovakia	436.4	7 373.7	-6 937.4
Slovenia	1 115.1	15 563.5	-14 448.4
Spain	40 529.9	59 220.9	-18 691.0
Sweden	352.1	7 879.3	-7 527.2
United Kingdom	21 963.9	68 298.5	-46 334.5
CIS countries	1 105 768.8	1 303 098.9	-197 330.1
Armenia	181 237.0	153 586.6	27 650.3
Azerbaijan	266 212.1	334 385.5	-68 173.4
Belarus	18 872.2	28 101.8	-9 229.6
Kazakhstan	38 948.0	22 637.9	16 310.1
Kyrgyzstan	34 082.4	1 826.3	32 256.0
Moldova	4 516.8	5 693.5	-1 176.7
Russia	303 813.4	486 348.4	-182 535.0

NATIONAL STATISTICS OFFICE OF GEORGIA

19.08.2019

	EXPORTS (FOB)	IMPORTS (CIF)	BALANCE
Tajikistan	4 744.9	70.6	4 674.3
Turkmenistan	43 651.2	50 151.2	-6 500.0
Ukraine	148 563.2	213 473.2	-64 910.0
Uzbekistan	61 127.8	6 824.0	54 303.8
Other countries	492 942.9	2 379 760.4	-1 886 817.5
Afghanistan	287.1	45.0	242.1
Albania	113.5	121.2	-7.8
Algeria	5.5	14.1	-8.6
Angola	15.6	-	15.6
Argentina	322.6	2 107.8	-1 785.2
Australia	442.0	30 357.8	-29 915.8
Bahamas	-	0.5	-0.5
Bahrain	85.0	24.0	61.0
Bangladesh	221.7	801.3	-579.5
Belize	-	384.9	-384.9
Bhutan	3.0	-	3.0
Bosnia and Herzegovina	10.0	169.3	-159.3
Brazil	5 677.7	61 523.0	-55 845.3
Burundi	-	70.0	-70.0
Cambodia	100.1	2.0	98.1
Cameroon	0.9	-	0.9
Canada	1 110.7	8 112.4	-7 001.7
Chad	2 055.2	72.0	1 983.2
Chile	2 756.9	77 801.9	-75 045.0
China	66 493.7	501 401.3	-434 907.6
Colombia	2 071.7	104.6	1 967.1
Congo	27.6	-	27.6
Costa Rica	-	259.9	-259.9
Cuba	485.9	64.1	421.8
Djibouti	6.0	80.0	-74.0
Ecuador	68.9	11 634.6	-11 565.7
Egypt	178.4	22 063.3	-21 884.9
EL Salvador	-	9.0	-9.0
Ethiopia	-	26.8	-26.8
Faroe Islands	-	202.1	-202.1
Gabon	-	34.3	-34.3
Ghana	47.1	11.3	35.8
Guinea	10.6	-	10.6
Hong Kong SAR of China	4 037.4	37 603.3	-33 565.8
Iceland	-	2 643.6	-2 643.6
India	2 558.4	25 934.3	-23 375.8
Indonesia	21.0	6 534.0	-6 513.0

NATIONAL STATISTICS OFFICE OF GEORGIA

19.08.2019

	EXPORTS (FOB)	IMPORTS (CIF)	BALANCE
Iran	40 994.1	105 457.3	-64 463.2
Iraq	11 362.5	224.1	11 138.4
Israel	6 697.5	9 674.9	-2 977.3
Japan	5 835.6	104 422.8	-98 587.2
Jordan	186.4	260.3	-73.9
Kenya	1 469.1	386.7	1 082.4
Korea Republic of	3 892.2	28 388.3	-24 496.1
Kuwait	1 872.4	17.5	1 854.9
Lebanon	99.0	5 615.1	-5 516.2
Lesotho	-	4.2	-4.2
Libya	25.2	-	25.2
Liechtenstein	-	371.8	-371.8
Macedonia (FYR)	38.5	348.9	-310.4
Malawi	-	0.2	-0.2
Malaysia	648.8	6 990.1	-6 341.3
Mali	810.0	70.0	740.0
Mexico	190.4	1 668.9	-1 478.5
Monaco	0.2	22.0	-21.9
Mongolia	823.8	-	823.8
Montenegro	6.4	241.4	-235.0
Morocco	141.6	982.7	-841.1
Nepal	-	7.9	-7.9
New Zealand	79.6	2 179.6	-2 099.9
Niger	1.9	0.1	1.9
Nigeria	72.2	2.4	69.8
Norway	49.3	5 284.7	-5 235.4
Oman	85.5	14.8	70.7
Pakistan	336.0	2 705.2	-2 369.3
Panama	1 173.4	-	1 173.4
Paraguay	-	298.4	-298.4
Peru	8 364.6	28 920.0	-20 555.4
Philippines	324.4	27 299.7	-26 975.3
Qatar	611.4	1 490.7	-879.3
San Marino	-	102.4	-102.4
Saudi Arabia	585.4	1 643.2	-1 057.9
Senegal	4.2	-	4.2
Serbia	8.7	4 393.8	-4 385.1
Seychelles	0.6	166.0	-165.4
Singapore	7 736.1	7 859.8	-123.8
Somalia	17.8	-	17.8
South Africa	266.5	4 961.6	-4 695.0
Sri Lanka	1.4	1 503.5	-1 502.2






NATIONAL STATISTICS OFFICE OF GEORGIA

19.08.2019

	EXPORTS (FOB)	IMPORTS (CIF)	BALANCE
Sudan	118.8	58.0	60.8
Switzerland	41 475.8	36 473.2	5 002.6
Syrian	95.0	95.5	-0.5
Taiwan Province of China	1 959.4	6 790.4	-4 831.0
Tanzania	3 308.8	6.5	3 302.3
Thailand	194.7	13 793.2	-13 598.4
Togo	5.0	-	5.0
Tunisia	1 376.1	277.6	1 098.5
Turkey	135 103.6	864 541.0	-729 437.3
Uganda	-	2.1	-2.1
United Arab Emirates	49 831.2	78 234.1	-28 402.8
United States	72 019.2	229 960.5	-157 941.4
Uruguay	434.1	344.1	90.1
Venezuela	80.8	-	80.8
Viet Nam	2 913.4	4 769.3	-1 855.9
Virgin Islands British	-	204.6	-204.6
Zimbabwe	-	15.4	-15.4

*Preliminary data.

Sources:

-  LEPL Revenue Service of Ministry of Finance of Georgia;
-  LEPL Service Agency of Ministry of Internal Affairs of Georgia;
-  Georgian State Electric System, JSC;
-  Electricity System Commercial Operator, JSC;
-  Georgian Gas Transportation Company, LTD.

Explanation of symbols:

- Not applicable;
- 0.0 Negligible magnitude;
- * Data are preliminary and subject to revisions;
- ... Data are confidential

19.08.2019

Notice:

1. The discrepancy between the totals and the sum in some cases can be explained by using rounded data;
2. Data for 2011-2014 are updated by the data of Special Customs Declarations;
3. Information does not cover the data of Simplified Customs Declarations (Form №4);
4. Information does not cover non-organized trade, also occupied territories of Abkhazian Autonomous Republic and Tskhinvali region;
5. According to the international methodology, there are some difference in coverage of trade flows between external merchandise trade statistics and customs statistics. Diplomatic, temporary, transit and analogous goods are excluded from the database of external merchandise trade statistics.

**The preliminary data will be revised according to the Geostat's revision policy
(based on the regular revision principle) as a result of adjusting
data by respondents/administrative sources.**

Contact person:

Nino Maisuradze, Tel.: (+995 32) 236 72 10 (303)

E-mail: nmaisuradze@geostat.ge