



National Statistics Office of Georgia

PRODUCER PRICE INDEX FOR
INDUSTRIAL PRODUCTS
IN GEORGIA
2019
JULY



20.08.2019

www.geostat.ge

20.08.2019

PRODUCER PRICE INDEX FOR INDUSTRIAL PRODUCTS IN GEORGIA

JULY 2019

Producer Price Index for Industrial Products increased by 3.2 percent compared to June 2019, while compared to the corresponding month of the preceding year the index growth amounted to 10.7 percent.

The prices for **manufactured products** increased by 2.0 percent **compared to the previous month**, resulting in a 1.66 percentage point contribution to the overall monthly PPI change. Within the group noteworthy price increase was registered for basic metals and fabricated metal products (4.3 percent), food products, beverages and tobacco (1.2 percent), also for pulp, paper and paper products (7.1 percent).

The prices went up by 8.0 percent for **products from mining and quarrying** and contributed 0.54 percentage points to the change of the monthly index. Within the group the prices increased for metal ores and other mining and quarrying products by 8.5 percent.

The **annual PPI** rate was mainly affected by price changes for the following products:

- **Manufactured products:** the prices increased by 12.0 percent, contributing 9.59 percentage points to the overall annual index growth. There was an increase in the prices for food products, beverages and tobacco (12.1 percent), basic metals and fabricated metal products (16.1 percent), also for pulp, paper and paper products (35.5 percent);
- **Products from mining and quarrying:** the prices increased by 19.3 percent, contributing 1.25 percentage points to the overall annual index growth;
- **Electrical energy, gas, steam and hot water:** the prices declined by 1.4 percent and contributed -0.13 percentage points to the overall annual PPI change.

The following table presents the Producer Price Index (compared to the previous month and the corresponding month of the previous year) and the relevant contributions of the products to the changes in the overall index.

20.08.2019

PRODUCER PRICE INDEX FOR INDUSTRIAL PRODUCTS IN GEORGIA
JULY 2019

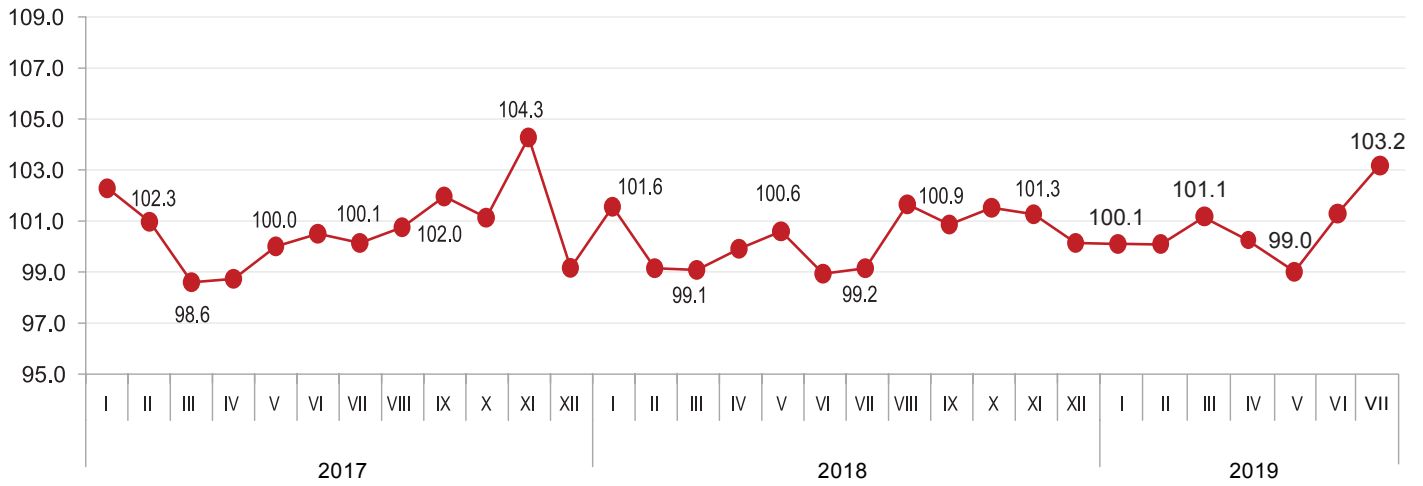
Code	Groups	OVER JUNE 2019	CONTRIBUTIONS* TOMONTHLY CHANGES	OVER JULY 2018	CONTRIBUTIONS* TO ANNUAL CHANGES
	Total	103.2	3.15	110.7	10.71
C	Products from mining and quarrying	108.0	0.54	119.3	1.25
CA	Coal and lignite; peat; crude petroleum and natural gas; uranium and thorium	101.8	0.01	105.1	0.02
CB	Metal ores and other mining and quarrying products	108.5	0.53	120.8	1.23
D	Manufactured products	102.0	1.66	112.0	9.59
DA	Food products, beverages and tobacco	101.2	0.42	112.1	4.36
DB	Textiles and textile products	100.7	0.02	114.2	0.30
DC	Leather and leather products	100.0	0.00	102.0	0.00
DD	Wood and products of wood and cork (except furniture); articles of straw and plaiting materials	100.7	0.01	100.9	0.03
DE	Pulp, paper and paper products; recorded media; printing services	107.1	0.29	135.5	1.24
DF	Coke, refined petroleum products and nuclear fuel	101.1	0.01	110.3	0.06
DG	Chemicals, chemical products and man-made fibers	102.3	0.11	107.9	0.35
DH	Rubber and plastic products	99.8	-0.01	108.9	0.29
DI	Other non metallic mineral products	100.7	0.07	105.5	0.59
DJ	Basic metals and fabricated metal products	104.3	0.70	116.1	2.12
DK	Machinery and equipment n.e.c.	98.5	-0.01	112.5	0.08
DL	Electrical and optical equipment	103.7	0.03	105.2	0.05
DN	Other manufactured goods n.e.c.	100.6	0.01	105.0	0.08
E	Electrical energy, gas, steam and hot water	109.1	0.96	98.6	-0.13

* Individual contributions may not sum up to the total changes in the index due to rounding.

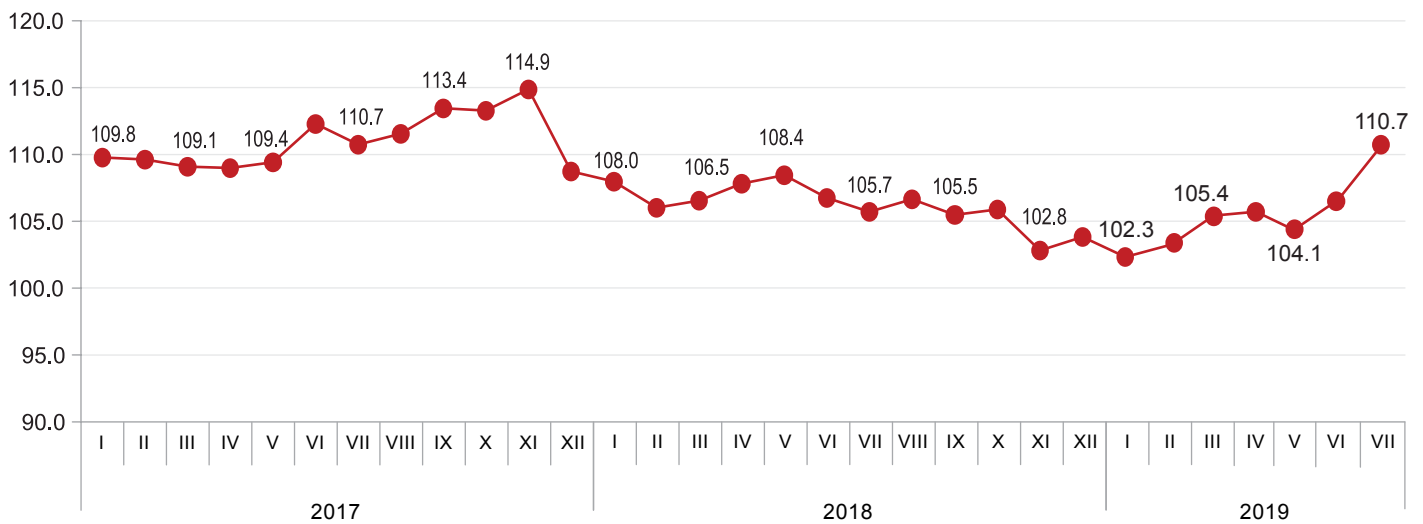
NATIONAL STATISTICS OFFICE OF GEORGIA

20.08.2019

PRODUCER PRICE INDEX FOR INDUSTRIAL PRODUCTS (PREVIOUS MONTH=100)



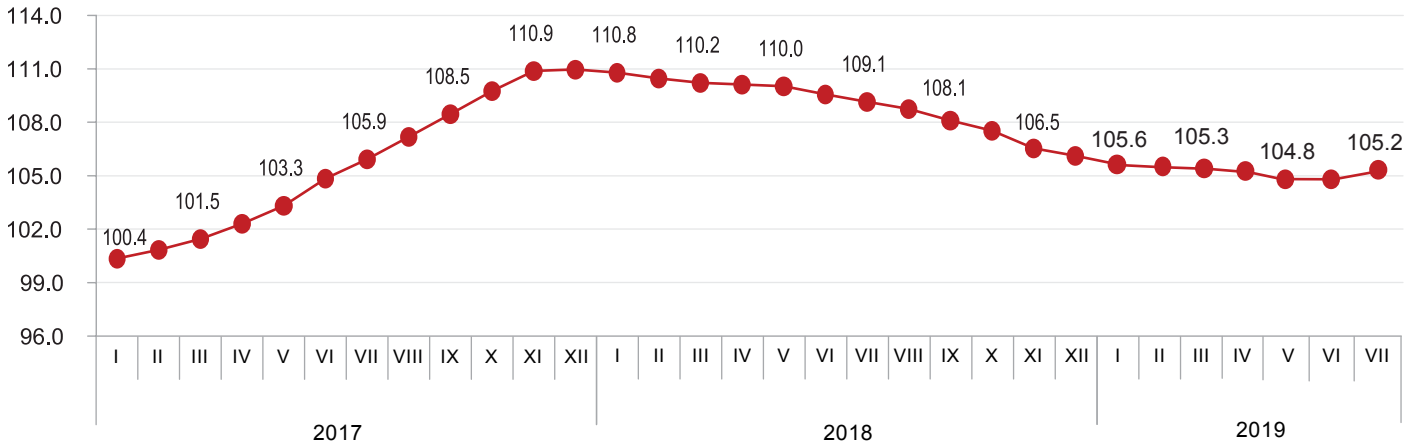
PRODUCER PRICE INDEX FOR INDUSTRIAL PRODUCTS (THE SAME MONTH OF THE PREVIOUS YEAR =100)



NATIONAL STATISTICS OFFICE OF GEORGIA

20.08.2019

PRODUCER PRICE INDEX FOR INDUSTRIAL PRODUCTS (12 MONTH AVERAGE OVER THE PREVIOUS 12 MONTH AVERAGE)



Contact person:

Giorgi Tetrauli. Tel: (+995 32) 236 72 10 (400).

E-mail: gtetrauli@geostat.ge