



INFORMATION ON HOTELS AND HOTEL TYPE ENTERPRISES 2018

L.T.D 58.3%

I.E 38.9%


J.S.C 1.3%

S.S 0.1%

OTHERS 1.5%

DISTRIBUTION
OF HOTELS

FOREIGN GUESTS BY COUNTRIES



DISTRIBUTION OF FOREIGN GUESTS BY THE PURPOSE OF THE VISIT

77.7
% HOLIDAY AND
RECREATION







BUSSINESS AND
PROFESSIONAL 11.2
%

0.7
% MEDICAL CARE

OTHER PURPOSE 10.4
%



1 639 HOTEL AND
HOTEL TYPE ENTERPRISES
(INCLUDING LOCAL ENTITIES AND BRANCHES)

	72.6	THOUSAND PLACES
	33.2	THOUSAND ROOMS
	3.7	MLN. GUESTS
	2.6	MLN. FOREIGN GUESTS
	19.3	THOUSAND EMPLOYEES
	11.1	THOUSAND WOMEN