

NATIONAL STATISTICS OFFICE OF GEORGIA

19.09.2019

GEORGIAN EXTERNAL TRADE BY COUNTRIES IN JANUARY-AUGUST 2019*

(THSD. US DOLLARS)

	EXPORTS (FOB)	IMPORTS (CIF)	BALANCE
External trade – Total	2 411 563.4	5 714 497.5	-3 302 934.2
Of which:			
EU countries	571 122.9	1 479 075.1	-907 952.3
Austria	1 443.9	48 784.7	-47 340.8
Belgium	11 120.5	60 554.7	-49 434.2
Bulgaria	190 816.8	82 358.0	108 458.8
Croatia	182.9	4 888.0	-4 705.1
Cyprus	1 302.4	5 594.2	-4 291.8
Czech Republic	4 963.4	53 499.1	-48 535.7
Denmark	211.8	11 190.7	-10 978.9
Estonia	4 888.4	4 856.7	31.8
Finland	92.6	12 485.4	-12 392.8
France	16 510.6	104 001.8	-87 491.2
Germany	31 848.1	286 138.4	-254 290.3
Greece	2 828.4	39 088.8	-36 260.4
Hungary	964.4	28 676.2	-27 711.9
Ireland	511.2	7 050.0	-6 538.8
Italy	23 092.3	153 547.8	-130 455.5
Latvia	6 974.6	17 948.6	-10 974.1
Lithuania (Lietuva)	21 576.2	21 701.9	-125.7
Luxembourg	14.4	1 666.1	-1 651.7
Malta	278.9	2 245.0	-1 966.0
Netherlands	22 770.5	101 902.6	-79 132.1
Poland	14 254.1	102 066.8	-87 812.7
Portugal	135.1	8 863.8	-8 728.7
Romania	142 912.1	136 148.8	6 763.3
Slovakia	436.4	7 899.9	-7 463.4
Slovenia	1 371.9	17 857.6	-16 485.7
Spain	41 855.4	69 410.6	-27 555.2
Sweden	352.4	9 061.4	-8 708.9
United Kingdom	27 413.0	79 587.5	-52 174.5
CIS countries	1 273 954.1	1 494 161.0	-220 206.9
Armenia	217 415.2	172 954.7	44 460.5
Azerbaijan	314 951.6	367 571.2	-52 619.6
Belarus	21 798.3	30 990.9	-9 192.6
Kazakhstan	45 333.7	24 204.9	21 128.8
Kyrgyzstan	39 504.4	1 871.7	37 632.7
Moldova	5 138.2	6 666.0	-1 527.8
Russia	338 665.3	565 216.0	-226 550.7

NATIONAL STATISTICS OFFICE OF GEORGIA

19.09.2019

	EXPORTS (FOB)	IMPORTS (CIF)	BALANCE
Tajikistan	5 117.2	71.6	5 045.5
Turkmenistan	52 580.9	65 432.6	-12 851.8
Ukraine	166 026.0	251 260.8	-85 234.9
Uzbekistan	67 423.5	7 920.6	59 502.8
Other countries	566 486.4	2 741 261.4	-2 174 775.0
Afghanistan	287.1	45.0	242.1
Albania	113.5	121.2	-7.8
Algeria	5.5	14.1	-8.6
Angola	15.6	-	15.6
Argentina	322.6	2 545.2	-2 222.6
Australia	581.9	45 321.1	-44 739.2
Bahamas	-	0.5	-0.5
Bahrain	92.1	28.2	63.8
Bangladesh	221.7	900.5	-678.8
Belize	-	470.5	-470.5
Bhutan	3.0	-	3.0
Bosnia and Herzegovina	19.9	256.3	-236.3
Brazil	6 199.1	65 362.5	-59 163.4
Burundi	-	70.0	-70.0
Cambodia	111.5	2.0	109.5
Cameroon	0.9	-	0.9
Canada	1 255.0	8 840.3	-7 585.3
Chad	2 055.2	72.0	1 983.2
Chile	3 601.8	91 861.2	-88 259.4
China	96 273.5	574 215.9	-477 942.5
Colombia	2 384.6	119.8	2 264.9
Congo	27.6	-	27.6
Costa Rica	-	339.3	-339.3
Cuba	826.6	173.2	653.3
Djibouti	6.0	80.0	-74.0
Ecuador	68.9	13 308.2	-13 239.2
Egypt	578.0	24 800.3	-24 222.4
EL Salvador	-	9.0	-9.0
Ethiopia	-	26.8	-26.8
Faroe Islands	-	202.1	-202.1
Gabon	-	34.3	-34.3
Ghana	50.3	11.3	39.0
Guinea	10.6	-	10.6
Hong Kong SAR of China	4 788.9	41 397.3	-36 608.4
Iceland	-	2 798.4	-2 798.4
India	2 794.3	28 434.7	-25 640.4
Indonesia	21.0	7 304.5	-7 283.5

NATIONAL STATISTICS OFFICE OF GEORGIA

19.09.2019






	EXPORTS (FOB)	IMPORTS (CIF)	BALANCE
Iran	49 302.2	125 140.3	-75 838.1
Iraq	13 292.2	1 383.8	11 908.4
Israel	7 930.6	10 315.9	-2 385.4
Japan	6 863.5	128 676.4	-121 812.8
Jordan	186.4	395.3	-208.9
Kenya	1 520.0	422.1	1 097.9
Korea Republic of	4 988.7	35 495.6	-30 506.9
Kuwait	2 432.9	21.2	2 411.7
Lebanon	105.6	5 787.2	-5 681.6
Lesotho	-	4.2	-4.2
Libya	39.3	-	39.3
Liechtenstein	-	457.3	-457.3
Macedonia (FYR)	38.5	349.4	-310.9
Malawi	-	0.2	-0.2
Malaysia	704.9	7 525.6	-6 820.7
Mali	810.0	70.0	740.0
Mexico	258.9	1 961.4	-1 702.5
Monaco	0.2	22.0	-21.9
Mongolia	923.7	-	923.7
Montenegro	6.4	241.4	-235.0
Morocco	159.6	1 747.4	-1 587.8
Nepal	-	8.7	-8.7
New Zealand	79.6	2 234.1	-2 154.5
Niger	23.1	0.1	23.0
Nigeria	72.2	2.9	69.3
Norway	49.3	5 861.4	-5 812.1
Oman	85.5	35.6	49.9
Pakistan	336.0	2 898.8	-2 562.8
Panama	1 477.6	-	1 477.6
Paraguay	-	298.4	-298.4
Peru	8 575.5	28 933.2	-20 357.7
Philippines	324.4	27 391.6	-27 067.2
Qatar	869.3	1 784.2	-914.9
San Marino	-	102.4	-102.4
Saudi Arabia	1 324.8	1 826.5	-501.7
Senegal	4.2	-	4.2
Serbia	11.3	4 823.7	-4 812.3
Seychelles	0.6	166.0	-165.4
Singapore	8 679.8	8 702.6	-22.8
Somalia	30.8	-	30.8
South Africa	290.4	12 366.5	-12 076.1
Sri Lanka	1.4	1 879.8	-1 878.4

NATIONAL STATISTICS OFFICE OF GEORGIA

19.09.2019

	EXPORTS (FOB)	IMPORTS (CIF)	BALANCE
Sudan	133.1	59.5	73.6
Switzerland	47 759.9	39 574.5	8 185.4
Syrian	95.0	95.5	-0.5
Taiwan Province of China	1 959.4	7 699.6	-5 740.3
Tanzania	3 484.9	6.5	3 478.4
Thailand	269.1	15 447.2	-15 178.1
Togo	5.0	-	5.0
Tunisia	1 451.1	277.6	1 173.5
Turkey	144 127.3	993 797.5	-849 670.2
Uganda	3.8	2.1	1.7
United Arab Emirates	53 593.6	93 087.6	-39 494.0
United States	74 828.7	256 467.1	-181 638.4
Uruguay	535.0	447.8	87.2
Venezuela	94.3	-	94.3
Viet Nam	3 630.0	5 505.1	-1 875.1
Virgin Islands British	-	279.5	-279.5
Zimbabwe	-	15.4	-15.4

*Preliminary data.

- Sources:**
-  LEPL Revenue Service of Ministry of Finance of Georgia;
 -  LEPL Service Agency of Ministry of Internal Affairs of Georgia;
 -  Georgian State Electric System, JSC;
 -  Electricity System Commercial Operator, JSC;
 -  Georgian Gas Transportation Company, LTD.

Explanation of symbols:

- Not applicable;
- 0.0 Negligible magnitude;
- * Data are preliminary and subject to revisions;
- ... Data are confidential

19.09.2019

Notice:

1. The discrepancy between the totals and the sum in some cases can be explained by using rounded data;
2. Data for 2011-2014 are updated by the data of Special Customs Declarations;
3. Information does not cover the data of Simplified Customs Declarations (Form №4);
4. Information does not cover non-organized trade, also occupied territories of Abkhazian Autonomous Republic and Tskhinvali region;
5. According to the international methodology, there are some difference in coverage of trade flows between external merchandise trade statistics and customs statistics. Diplomatic, temporary, transit and analogous goods are excluded from the database of external merchandise trade statistics.

**The preliminary data will be revised according to the Geostat's revision policy
(based on the regular revision principle) as a result of adjusting
data by respondents/administrative sources.**

Contact person:

Nino Maisuradze, Tel.: (+995 32) 236 72 10 (303)

E-mail: nmaisuradze@geostat.ge