



National Statistics Office of Georgia

EARNINGS STATISTICS 2018



08.10.2019

www.geostat.ge

08.10.2019

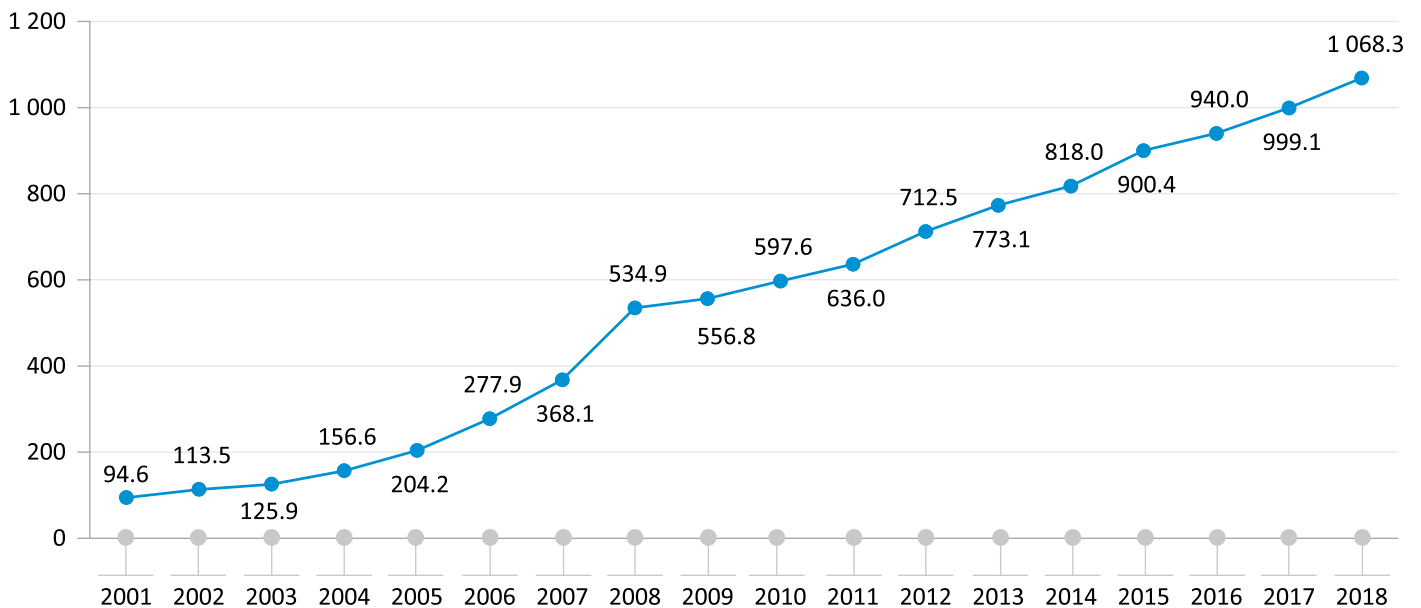
EARNINGS STATISTICS 2018 (ANNUAL)

In 2018, the average monthly nominal earnings of employees increased by 6.9 percent compared to 2017 and amounted to 1 068.3 Gel.

The chart below presents the distribution of the average monthly nominal earnings of employees in 2001-2018 years.

Chart № 1

AVERAGE MONTHLY EARNINGS IN GEORGIA (GEL)

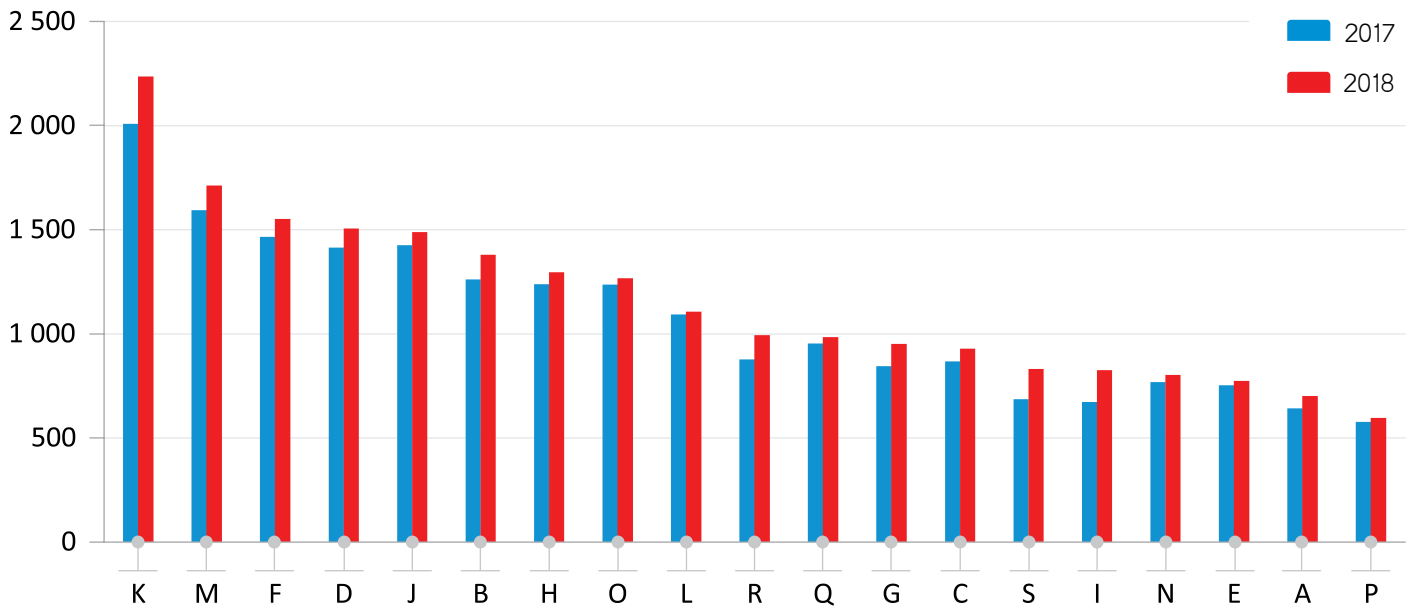


In 2018, the average monthly earnings increased in all sectors compared to 2017. According to the economic activity the highest monthly earnings were observed in the following fields:

- Financial and insurance activities – 2 236.0 Gel (annual growth – 11.3 percent);
- Professional, scientific and technical activities – 1 712.2 Gel (annual growth – 7.4 percent);
- Construction - 1 552.0 Gel (annual growth - 5.9 percent)

The chart below presents the distribution of the average monthly earnings of employees by economic activity in 2017-2018 years.

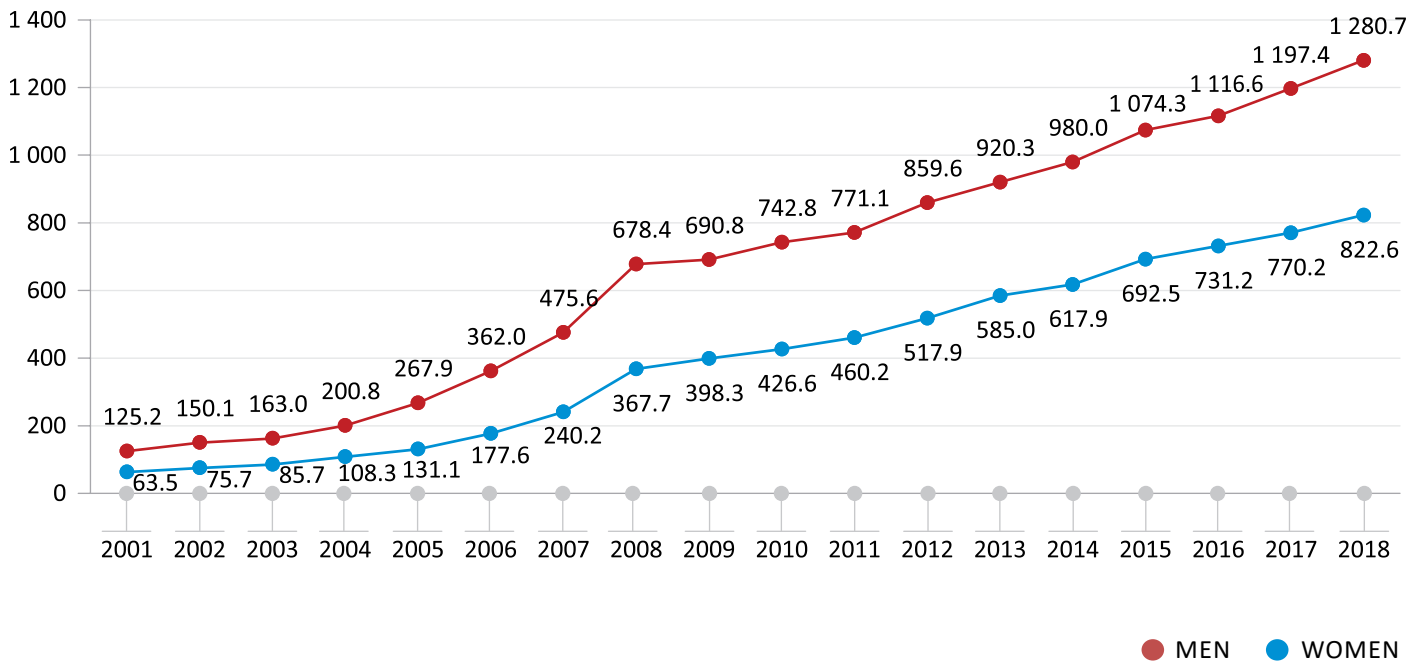
**AVERAGE MONTHLY EARNINGS BY ECONOMIC ACTIVITY
(GEL)**



In 2018, the average earnings equaled to 822.6 Gel for women, while - 1 280.7 Gel for men and the annual growth of earnings amounted to 6.8 and 7.0 percent, respectively. In the majority of sectors of economic activities the average monthly earnings of men were higher compared to women.

The chart below presents the distribution of the average monthly earnings of employees by sex in 2001-2018 years.

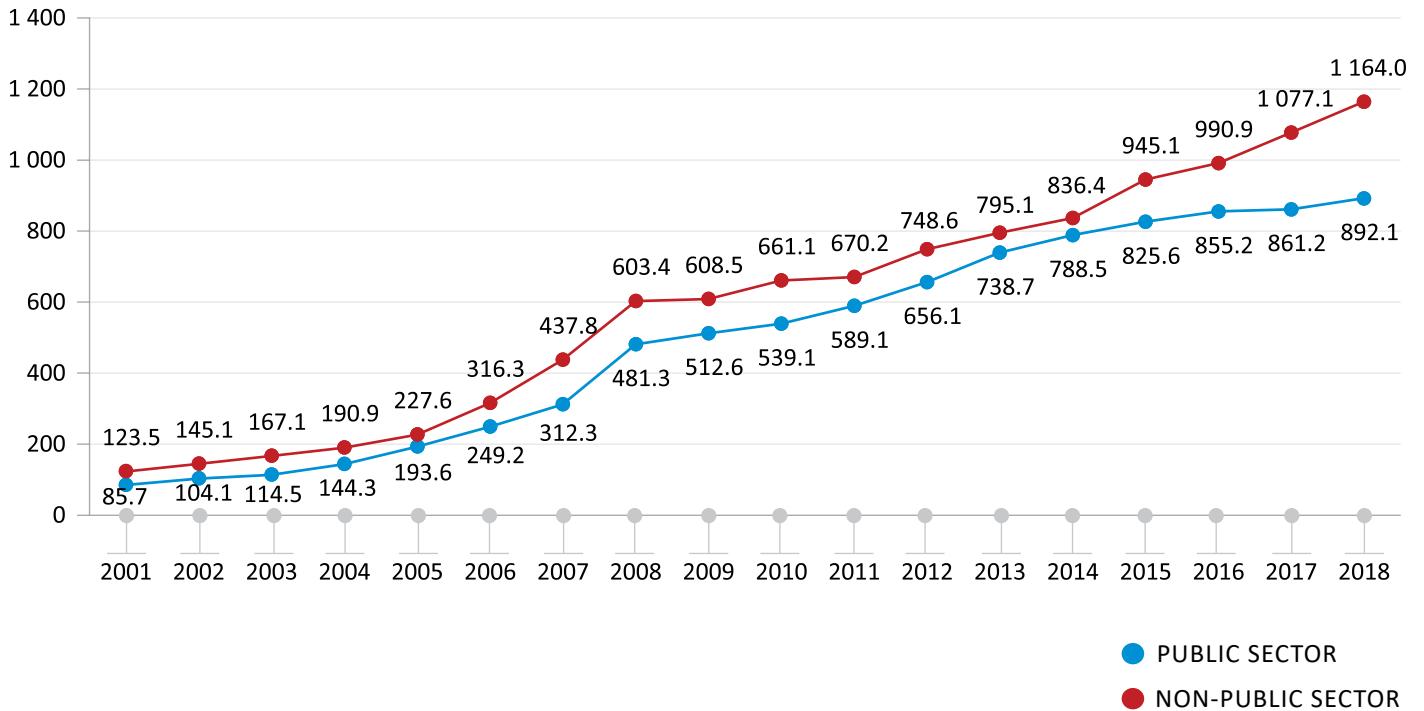
**AVERAGE MONTHLY EARNINGS BY SEX
(GEL)**



In 2018, the average earning of employees in public sector was 271.9 Gel lower compared to the employees in non-public sector. In addition, compared to 2017, the average monthly earning was increased by 3.6 percent in public sector, while it was increased by 8.1 percent in non-public sector and amounted to 892.1 and 1 164.0 Gel, respectively.

The chart below presents the average monthly earnings of employees in public and non-public sectors in 2001-2018 years.

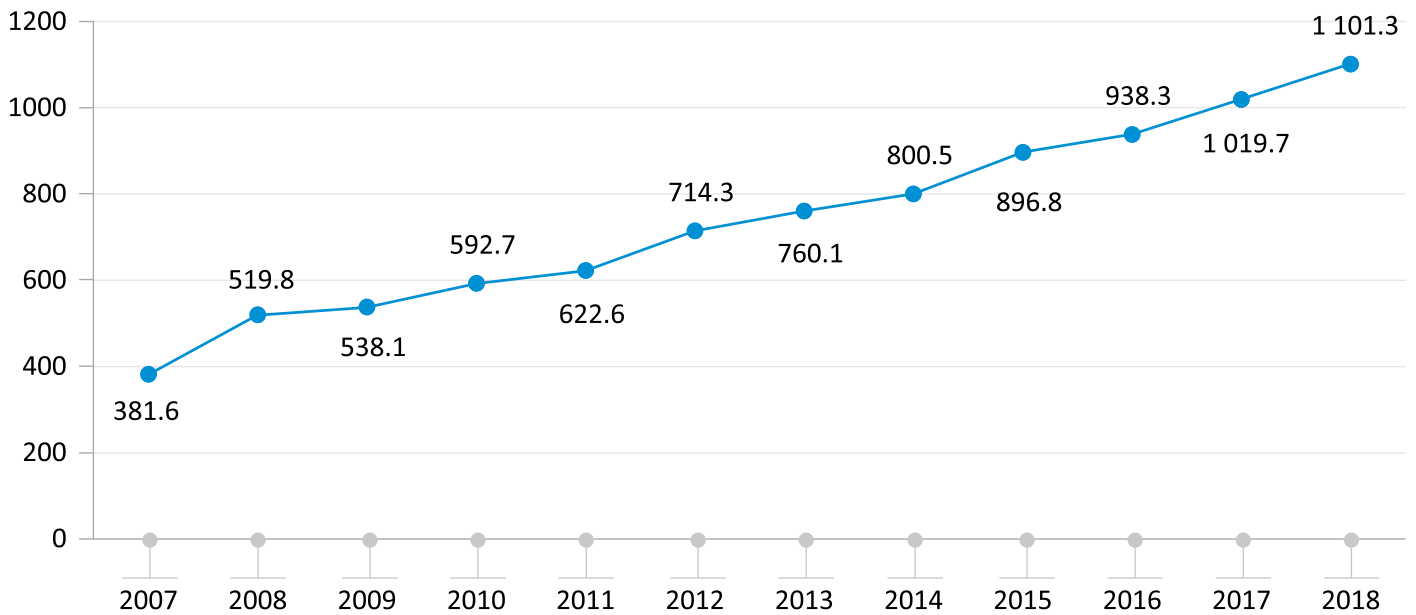
AVERAGE MONTHLY EARNINGS OF EMPLOYEES IN PUBLIC AND NON-PUBLIC SECTORS (GEL)



In 2018, the average monthly earnings of employees in business sector increased by 8.0 percent and equaled to 1 101.3 Gel. According to the economic activity, the highest monthly earnings were observed in the professional, scientific and technical activities (1 910.1 Gel, annual growth 8.5 percent) and in the construction (1 560.5 Gel, annual growth 5.9 percent) sectors.

The chart below presents the distribution of the average monthly earnings of employees in business sector in 2007-2018.

**AVERAGE MONTHLY EARNINGS OF EMPLOYEES IN BUSINESS SECTOR
(GEL)**



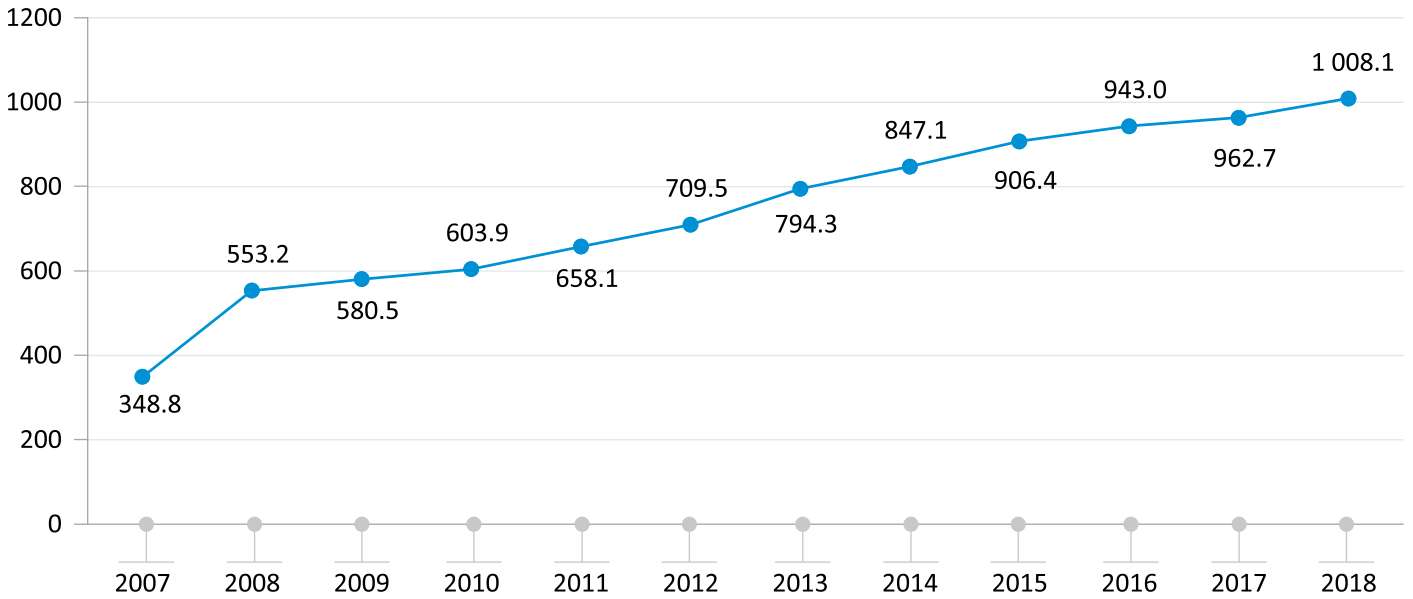
In 2018, the average monthly earnings of employees in non-business and financial sector increased by 4.7 percent compared to the previous year and amounted to 1 008.1 Gel. According to the economic activity the highest monthly earnings were observed in the financial and insurance activities as well as in the public administration and defense sectors.

The chart below presents the distribution of the average monthly earnings of employees in non-business and financial sector in 2007-2018 years.

08.10.2019

Chart № 6

AVERAGE MONTHLY EARNINGS OF EMPLOYEES IN NON-BUSINESS AND FINANCIAL SECTOR (GEL)

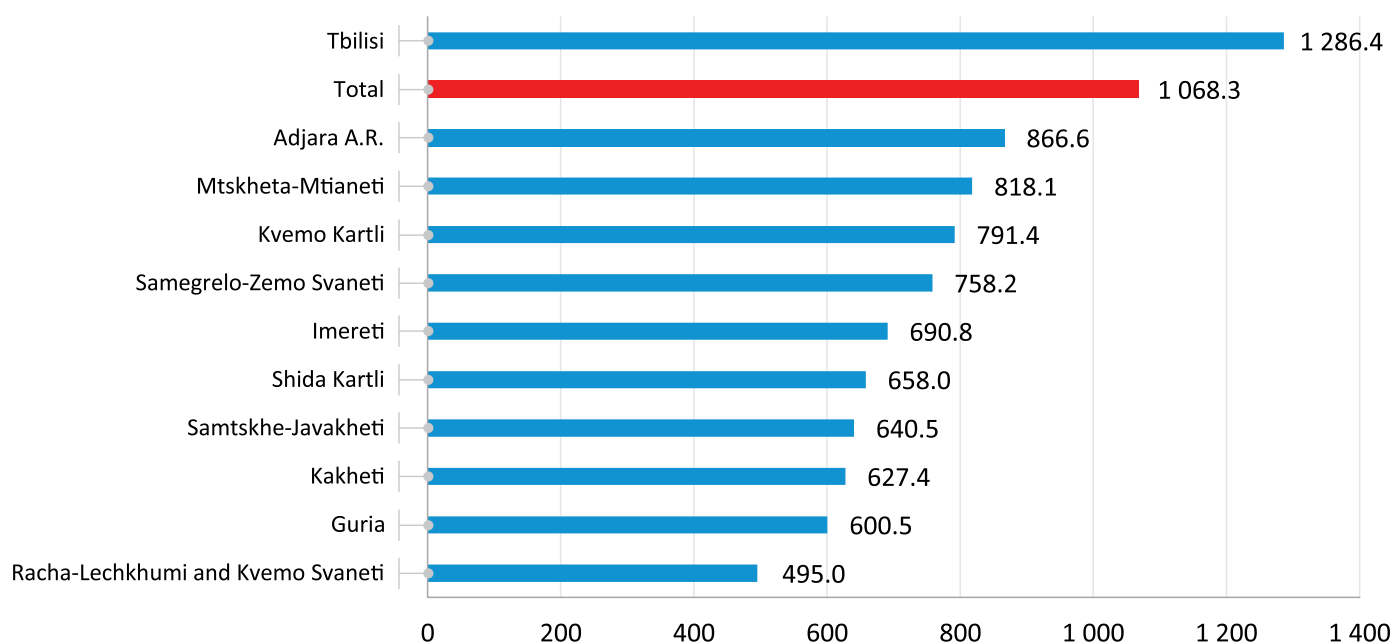


08.10.2019

Tbilisi and Adjara A.R. are leading regions by amount of the average earning. The chart below presents average earnings by regions.

Chart № 7

AVERAGE MONTHLY EARNINGS BY REGIONS* (GEL)



*Some enterprise and organizations are represented by the location of the head office.

08.10.2019

NOTE

Classification of the economic activities used in the release is based on the European standard NACE rev.2

Definition of Sections

A	Agriculture, forestry and fishing
B	Mining and quarrying
C	Manufacturing
D	Electricity, gas, steam and air conditioning supply
E	Water supply, sewerage, waste management and remediation activities
F	Construction
G	Wholesale and retail trade; repair of motor vehicles and motorcycles
H	Transportation and storage
I	Accommodation and food service activities
J	Information and communication
K	Financial and insurance activities
L	Real estate activities
M	Professional, scientific and technical activities
N	Administrative and support service activities
O	Public administration and defense; compulsory social security
P	Education
Q	Human health and social work activities
R	Arts, entertainment and recreation
S	Other service activities

Contact person:

Vasil Tsakadze, Tel.: (+995 32) 236 72 10 (600), E-mail: vtsakadze@geostat.ge

Mariam Kavelashvili Tel.: 2 36 72 10 (020), E-mail: mkavelashvili@geostat.ge