



National Statistics Office of Georgia

## EXTERNAL MERCHANDISE TRADE IN GEORGIA

# 2019

.....  
JANUARY-SEPTEMBER

(EXPRESS DATA)

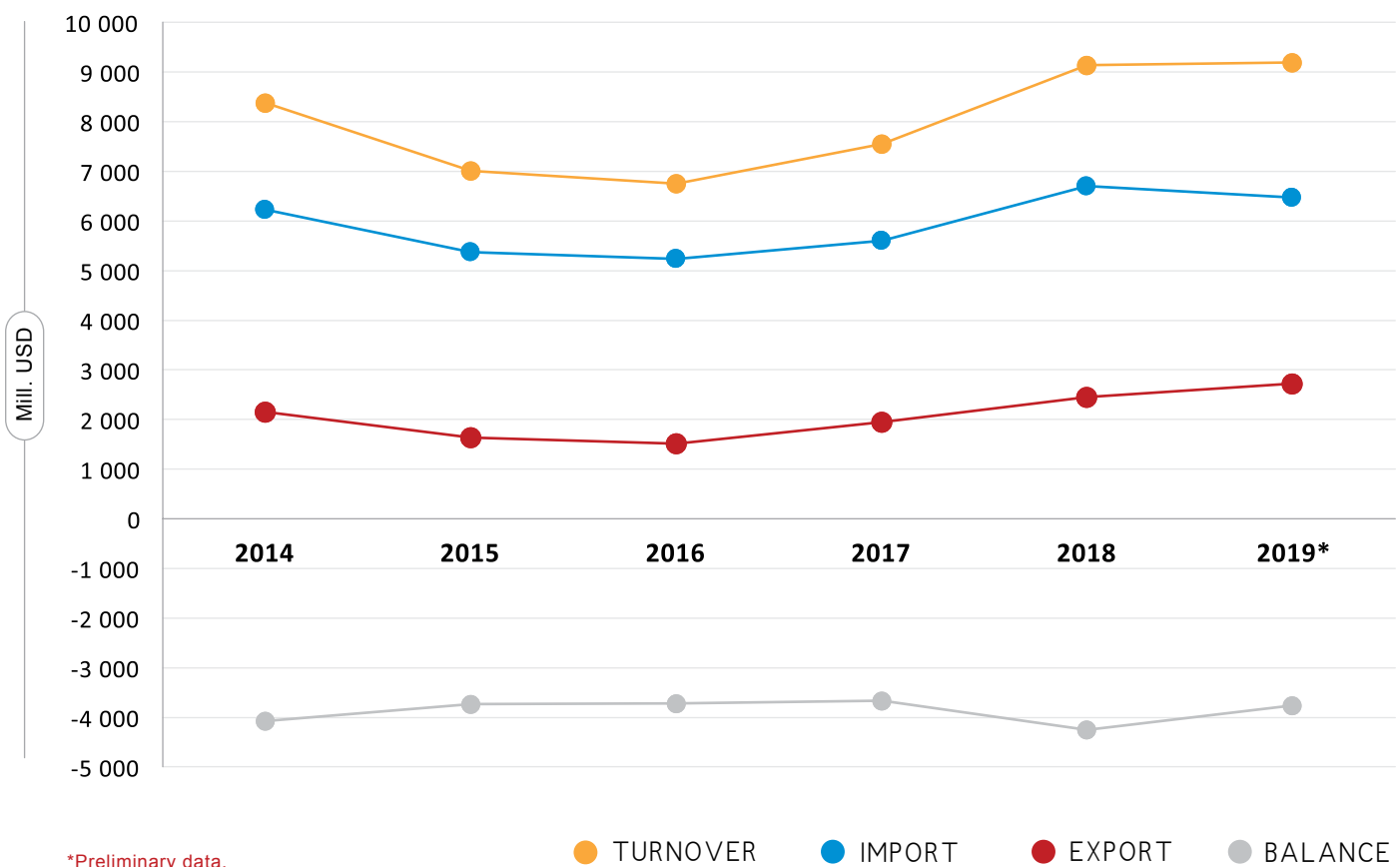
15.10.2019

15.10.2019

## EXTERNAL MERCHANDISE TRADE OF GEORGIA IN JANUARY-SEPTEMBER 2019 (EXPRESS RELEASE)

External Merchandise Trade (excluding non-declared trade) of Georgia amounted to USD 9 193.7 million in January-September 2019, 0.5 percent higher year-on-year. The value of export increased by 11.1 percent reaching USD 2 719.2 million, while the import decreased by 3.3 percent and amounted to USD 6 474.5 million. The trade deficit equaled USD 3 755.3 million and its share in trade turnover constituted 40.8 percent.

### EXTERNAL MERCHANDISE TRADE TENDENCIES OF GEORGIA IN JANUARY-SEPTEMBER 2014-2019



The table below shows dynamics of the external merchandise trade statistics indicators in 2014-2019.

## NATIONAL STATISTICS OFFICE OF GEORGIA

15.10.2019

### EXTERNAL MERCHANDISE TRADE OF GEORGIA IN 2014-2019 (MILLION US DOLLARS)

YEAR	MONTH	EXPORTS	IMPORTS	TURNOVER	BALANCE
2014	<b>YEAR</b>	2 861.0	8 601.8	11 462.9	-5 740.8
	January	223.6	543.3	767.0	-319.7
	February	216.0	591.7	807.7	-375.6
	March	256.2	701.7	957.9	-445.6
	April	236.9	683.6	920.5	-446.6
	May	242.6	814.5	1 057.1	-571.8
	June	244.1	698.1	942.2	-453.9
	July	246.2	786.8	1 033.0	-540.6
	August	247.6	683.3	930.9	-435.6
	September	239.8	726.9	966.7	-487.1
	October	272.2	783.8	1 056.0	-511.6
	November	202.6	724.4	927.0	-521.8
2015	<b>YEAR</b>	2 204.2	7 300.2	9 504.4	-5 096.0
	January	155.1	538.9	694.0	-383.8
	February	167.2	579.9	747.1	-412.6
	March	179.1	677.7	856.7	-498.6
	April	186.6	552.1	738.6	-365.5
	May	194.6	566.6	761.2	-372.0
	June	198.6	607.5	806.1	-408.9
	July	187.0	582.0	769.0	-395.0
	August	190.4	624.3	814.7	-433.9
	September	186.1	644.9	830.9	-458.8
	October	187.6	616.1	803.7	-428.5
	November	187.4	575.8	763.2	-388.5
2016	<b>YEAR</b>	2 113.0	7 294.0	9 407.0	-5 180.9
	January	122.2	411.9	534.1	-289.7
	February	158.4	524.3	682.6	-365.9
	March	162.0	552.4	714.4	-390.4
	April	165.7	557.3	723.0	-391.6
	May	172.3	610.3	782.7	-438.0
	June	168.0	642.4	810.4	-474.3
	July	173.6	600.1	773.7	-426.5
	August	187.9	691.6	879.6	-503.7
	September	202.4	648.8	851.2	-446.4
	October	190.1	662.1	852.2	-472.0
	November	219.0	648.0	867.1	-429.0
December	191.3	744.7	936.1	-553.4	

## NATIONAL STATISTICS OFFICE OF GEORGIA






15.10.2019

YEAR	MONTH	EXPORTS	IMPORTS	TURNOVER	BALANCE
2017	<b>YEAR</b>	2 735.8	7 943.3	10 679.1	-5 207.6
	January	176.9	495.1	672.0	-318.2
	February	179.9	589.4	769.3	-409.5
	March	221.2	617.5	838.7	-396.3
	April	211.6	594.3	805.9	-382.7
	May	215.3	637.6	853.0	-422.3
	June	235.6	644.0	879.6	-408.4
	July	212.7	642.1	854.8	-429.5
	August	236.3	703.6	939.9	-467.3
	September	257.6	688.3	945.9	-430.6
	October	263.5	731.2	994.7	-467.7
	November	236.9	761.3	998.2	-524.4
	December	288.3	838.8	1 127.2	-550.5
2018	<b>YEAR</b>	3 355.7	9 136.1	12 491.8	-5 780.4
	January	222.6	594.6	817.2	-371.9
	February	223.7	638.9	862.6	-415.3
	March	285.8	851.8	1 137.6	-566.0
	April	229.2	734.3	963.5	-505.1
	May	323.8	809.1	1 132.9	-485.4
	June	307.8	779.2	1 087.0	-471.4
	July	278.2	797.0	1 075.2	-518.8
	August	275.4	772.8	1 048.2	-497.4
	September	301.2	719.7	1 020.9	-418.5
	October	302.9	866.2	1 169.1	-563.3
	November	276.2	751.1	1 027.3	-474.9
	December	329.0	821.3	1 150.3	-492.4
2019*	<b>YEAR</b>	2 719.2	6 474.5	9 193.7	-3 755.3
	January	238.8	596.2	835.0	-357.4
	February	265.3	648.1	913.4	-382.9
	March	320.9	755.9	1 076.9	-435.0
	April	307.4	744.5	1 051.9	-437.1
	May	334.5	763.2	1 097.7	-428.7
	June	307.2	695.8	1 003.0	-388.5
	July	326.8	768.3	1 095.1	-441.5
	August	315.7	753.9	1 069.6	-438.2
	September	302.6	748.6	1 051.2	-446.0

\*Preliminary data.

Detailed data on external merchandise trade of Georgia will be published on 21 October, 2019.

15.10.2019

- Sources:**
-  LEPL Revenue Service of Ministry of Finance of Georgia;
  -  LEPL Service Agency of Ministry of Internal Affairs of Georgia;
  -  Georgian State Electric System, JSC;
  -  Electricity System Commercial Operator, JSC;
  -  Georgian Gas Transportation Company, LTD.

**Notice:** The discrepancy between the totals and the sum in some cases can be explained by using rounded data.

Contact person:  
Nino Maisuradze,  
Tel.: (+995 32) 236 72 10 (303).  
E-mail: [nmaisuradze@geostat.ge](mailto:nmaisuradze@geostat.ge)