



National Statistics Office of Georgia

Producer Price Index for Industrial  
Products in Georgia

**2019**  
SEPTEMBER



21.10.2019

[www.geostat.ge](http://www.geostat.ge)

21.10.2019

**PRODUCER PRICE INDEX FOR INDUSTRIAL PRODUCTS IN GEORGIA  
SEPTEMBER 2019**

In September 2019 the Producer Price Index for Industrial Products increased by 1.0 percent compared to the previous month, while compared to September 2018 the index growth amounted to 11.2 percent.

The prices for **manufactured products** increased by 0.9 percent **compared to the previous month**, resulting in a 0.78 percentage point contribution to the overall monthly PPI change. Within the group noteworthy price increases were registered for other non metallic mineral products (2.4 percent) and basic metals and fabricated metal products (1.3 percent).

For **electrical energy, gas, steam and hot water** prices went up by 1.0 percent, contributing 0.11 percentage points to the overall monthly index growth.

The **annual PPI** rate was mainly affected by price changes for the following products:

- **Manufactured products:** the prices increased by 11.9 percent, contributing 9.58 percentage points to the overall annual index growth. There was an increase in the prices for food products, beverages and tobacco (12.6 percent), basic metals and fabricated metal products (9.5 percent), also for pulp, paper and paper products (42.4 percent);
- **Products from mining and quarrying:** the prices increased by 21.5 percent, contributing 1.38 percentage points to the overall annual index growth;
- **Electrical energy, gas, steam and hot water:** the prices went up by 1.9 percent and contributed 0.27 percentage points to the overall annual PPI change.

The following table presents the Producer Price Index (compared to the previous month and the corresponding month of the previous year) and the relevant contributions of the products to the changes in the overall index.

21.10.2019

PRODUCER PRICE INDEX FOR INDUSTRIAL PRODUCTS IN GEORGIA  
SEPTEMBER 2019

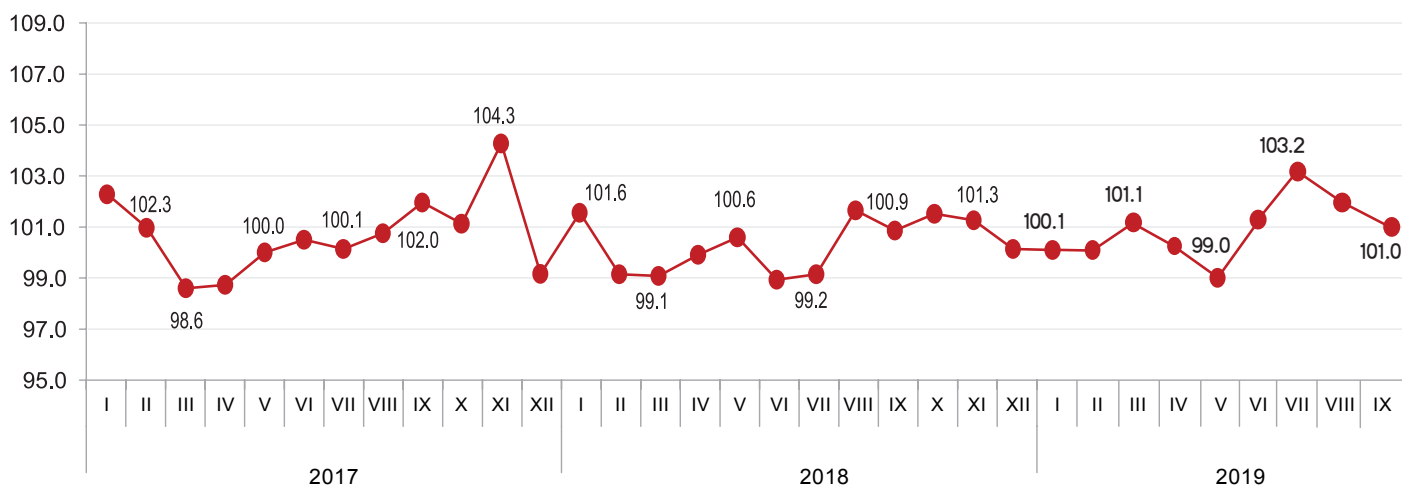
Code	Groups	OVER AUGUST 2019	CONTRIBUTIONS* TO MONTHLY CHANGES	OVER SEPTEMBER 2018	CONTRIBUTIONS* TO ANNUAL CHANGES
	<b>Total</b>	<b>101.0</b>	<b>0.97</b>	<b>111.2</b>	<b>11.23</b>
<b>C</b>	<b>Products from mining and quarrying</b>	<b>101.1</b>	<b>0.08</b>	<b>121.5</b>	<b>1.38</b>
CA	Coal and lignite; peat; crude petroleum and natural gas; uranium and thorium	88.1	-0.06	91.3	-0.05
CB	Metal ores and other mining and quarrying products	102.1	0.13	124.2	1.43
<b>D</b>	<b>Manufactured products</b>	<b>100.9</b>	<b>0.78</b>	<b>111.9</b>	<b>9.58</b>
DA	Food products, beverages and tobacco	100.2	0.06	112.6	4.50
DB	Textiles and textile products	100.0	0.00	111.6	0.26
DC	Leather and leather products	100.0	0.00	102.0	0.00
DD	Wood and products of wood and cork (except furniture); articles of straw and plaiting materials	104.6	0.05	110.7	0.14
DE	Pulp, paper and paper products; recorded media; printing services	100.7	0.03	142.4	1.46
DF	Coke, refined petroleum products and nuclear fuel	101.8	0.01	95.6	-0.04
DG	Chemicals, chemical products and man-made fibers	100.8	0.04	102.4	0.11
DH	Rubber and plastic products	103.5	0.10	109.3	0.30
DI	Other non metallic mineral products	102.4	0.24	109.1	0.95
DJ	Basic metals and fabricated metal products	101.3	0.21	109.5	1.61
DK	Machinery and equipment n.e.c.	101.0	0.01	109.0	0.07
DL	Electrical and optical equipment	100.6	0.01	115.7	0.15
DN	Other manufactured goods n.e.c.	101.5	0.02	105.2	0.08
<b>E</b>	<b>Electrical energy, gas, steam and hot water</b>	<b>101.0</b>	<b>0.11</b>	<b>101.9</b>	<b>0.27</b>

\* Individual contributions may not sum up to the total changes in the index due to rounding.

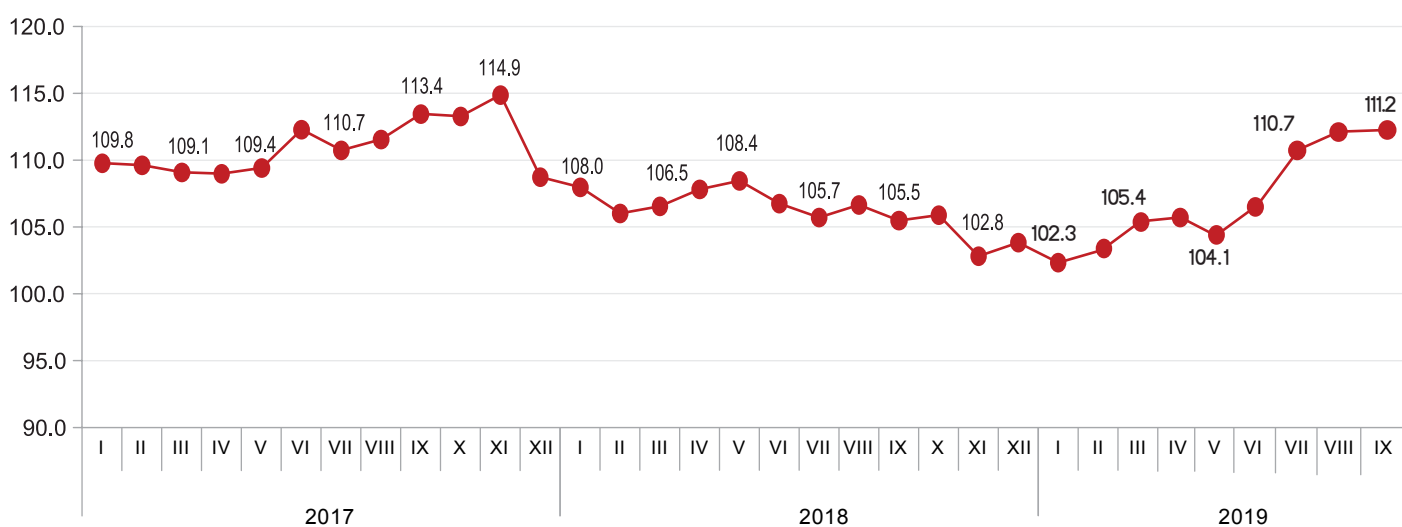
# NATIONAL STATISTICS OFFICE OF GEORGIA

21.10.2019

## PRODUCER PRICE INDEX FOR INDUSTRIAL PRODUCTS (PREVIOUS MONTH=100)



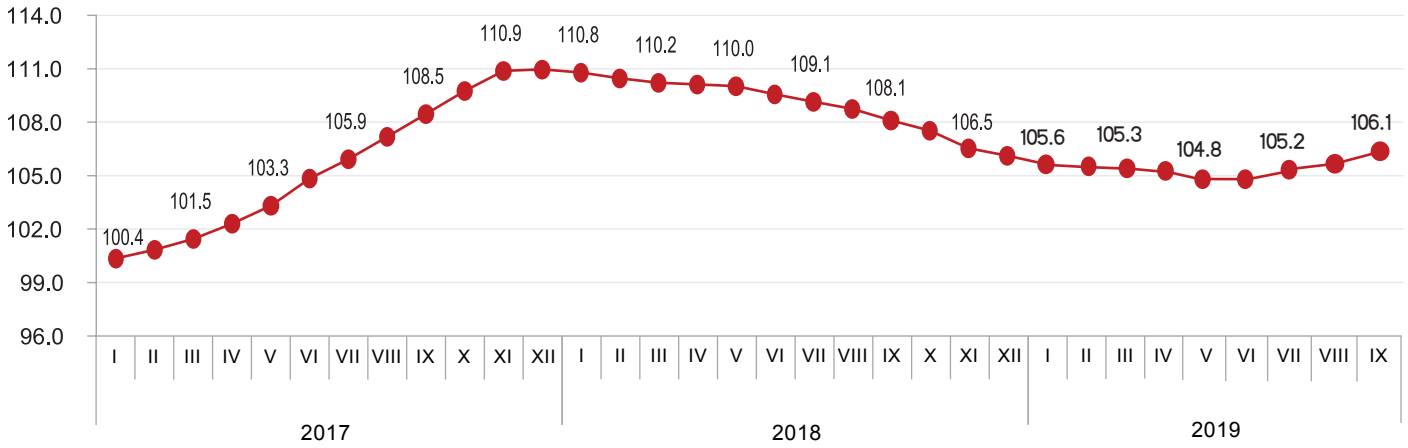
## PRODUCER PRICE INDEX FOR INDUSTRIAL PRODUCTS (THE SAME MONTH OF THE PREVIOUS YEAR =100)



# NATIONAL STATISTICS OFFICE OF GEORGIA

21.10.2019

## PRODUCER PRICE INDEX FOR INDUSTRIAL PRODUCTS (12 MONTH AVERAGE OVER THE PREVIOUS 12 MONTH AVERAGE)



Contact person: Giorgi Tetrauli  
 Tel: (+995 32) 236 72 10 (400)  
 E-mail: [gtetrauli@geostat.ge](mailto:gtetrauli@geostat.ge)