

NATIONAL STATISTICS OFFICE OF GEORGIA

21.10.2019

GEORGIAN EXTERNAL TRADE BY COUNTRIES IN JANUARY-SEPTEMBER 2019* (THSD. US DOLLARS)

| | EXPORTS (FOB) | IMPORTS (CIF) | BALANCE |
|-------------------------------|------------------|------------------|--------------|
| External trade – Total | 2 719 227.7 | 6 474 508.1 | -3 755 280.4 |
| Of which: | | | |
| EU countries | 620 072.0 | 1 667 541.8 | -1 047 469.9 |
| Austria | 1 634.9 | 58 553.1 | -56 918.2 |
| Belgium | 11 232.4 | 67 534.8 | -56 302.4 |
| Bulgaria | 203 251.7 | 91 704.9 | 111 546.8 |
| Croatia | 200.0 | 5 576.2 | -5 376.2 |
| Cyprus | 1 664.3 | 5 703.3 | -4 039.1 |
| Czech Republic | 5 636.9 | 61 003.9 | -55 367.0 |
| Denmark | 236.5 | 12 830.3 | -12 593.8 |
| Estonia | 5 089.1 | 5 463.1 | -374.0 |
| Finland | 92.6 | 13 888.6 | -13 796.0 |
| France | 18 240.8 | 119 039.1 | -100 798.2 |
| Germany | 37 071.2 | 318 969.5 | -281 898.3 |
| Greece | 3 039.1 | 46 828.6 | -43 789.6 |
| Hungary | 1 026.9 | 32 121.4 | -31 094.5 |
| Ireland | 607.5 | 8 128.6 | -7 521.1 |
| Italy | 25 914.7 | 164 742.2 | -138 827.6 |
| Latvia | 7 743.5 | 20 597.8 | -12 854.3 |
| Lithuania | 29 811.4 | 26 883.8 | 2 927.6 |
| Luxembourg | 15.0 | 1 926.0 | -1 911.0 |
| Malta | 362.4 | 2 280.3 | -1 917.9 |
| Netherlands | 24 007.5 | 116 424.5 | -92 417.0 |
| Poland | 16 444.8 | 114 457.9 | -98 013.0 |
| Portugal | 135.1 | 10 090.1 | -9 955.0 |
| Romania | 150 173.3 | 153 298.3 | -3 125.0 |
| Slovakia | 436.7 | 8 548.5 | -8 111.8 |
| Slovenia | 1 648.0 | 20 569.4 | -18 921.4 |
| Spain | 42 701.1 | 81 020.7 | -38 319.5 |
| Sweden | 401.4 | 10 781.9 | -10 380.5 |
| United Kingdom | 31 253.1 | 88 574.9 | -57 321.8 |
| CIS countries | 1 430 943.3 | 1 704 681.4 | -273 738.0 |
| Armenia | 261 294.3 | 202 842.9 | 58 451.4 |
| Azerbaijan | 355 113.0 | 399 742.5 | -44 629.5 |
| Belarus | 26 042.8 | 36 140.1 | -10 097.3 |
| Kazakhstan | 52 358.6 | 25 158.7 | 27 199.9 |
| Kyrgyzstan | 44 175.8 | 1 950.3 | 42 225.5 |
| Moldova | 5 685.0 | 7 648.8 | -1 963.8 |
| Russia | 371 136.3 | 661 366.2 | -290 229.9 |

NATIONAL STATISTICS OFFICE OF GEORGIA

21.10.2019

| | EXPORTS (FOB) | IMPORTS (CIF) | BALANCE |
|------------------------|------------------|--------------------|---------------------|
| Tajikistan | 5 850.4 | 71.6 | 5 778.8 |
| Turkmenistan | 55 227.7 | 79 523.3 | -24 295.7 |
| Ukraine | 182 168.7 | 281 013.6 | -98 844.8 |
| Uzbekistan | 71 890.6 | 9 223.2 | 62 667.4 |
| Other countries | 668 212.4 | 3 102 284.9 | -2 434 072.5 |
| Afghanistan | 287.1 | 45.0 | 242.1 |
| Albania | 113.5 | 121.2 | -7.8 |
| Algeria | 144.7 | 14.1 | 130.6 |
| Angola | 15.6 | - | 15.6 |
| Argentina | 322.6 | 2 770.3 | -2 447.6 |
| Australia | 664.1 | 45 472.4 | -44 808.3 |
| Bahamas | - | 0.5 | -0.5 |
| Bahrain | 151.1 | 28.2 | 122.8 |
| Bangladesh | 222.3 | 1 042.1 | -819.8 |
| Belize | - | 514.7 | -514.7 |
| Bhutan | 3.0 | - | 3.0 |
| Bosnia and Herzegovina | 19.9 | 293.1 | -273.2 |
| Brazil | 6 735.3 | 71 308.4 | -64 573.1 |
| Burundi | - | 70.0 | -70.0 |
| Cambodia | 111.5 | 2.0 | 109.5 |
| Cameroon | 0.9 | - | 0.9 |
| Canada | 1 507.4 | 9 883.2 | -8 375.7 |
| Chad | 2 057.7 | 72.0 | 1 985.8 |
| Chile | 3 601.8 | 91 963.1 | -88 361.3 |
| China | 125 161.6 | 647 216.7 | -522 055.1 |
| Colombia | 2 387.0 | 187.5 | 2 199.4 |
| Congo | 27.6 | - | 27.6 |
| Costa Rica | - | 343.5 | -343.5 |
| Cuba | 932.0 | 181.0 | 751.0 |
| Djibouti | 6.0 | 80.0 | -74.0 |
| Ecuador | 68.9 | 14 373.3 | -14 304.4 |
| Egypt | 578.0 | 26 145.1 | -25 567.1 |
| EL Salvador | - | 9.0 | -9.0 |
| Ethiopia | - | 26.8 | -26.8 |
| Faroe Islands | - | 202.1 | -202.1 |
| French Polynesia | 134.2 | - | 134.2 |
| Gabon | - | 34.3 | -34.3 |
| Ghana | 89.5 | 11.3 | 78.2 |
| Guinea | 10.6 | - | 10.6 |
| Hong Kong SAR of China | 5 430.1 | 46 894.2 | -41 464.1 |
| Iceland | - | 3 221.1 | -3 221.1 |
| India | 3 359.6 | 31 336.1 | -27 976.5 |

NATIONAL STATISTICS OFFICE OF GEORGIA

21.10.2019






| | EXPORTS (FOB) | IMPORTS (CIF) | BALANCE |
|-------------------|------------------|------------------|------------|
| Indonesia | 761.0 | 8 157.4 | -7 396.4 |
| Iran | 56 626.7 | 140 329.8 | -83 703.0 |
| Iraq | 15 331.8 | 2 377.2 | 12 954.6 |
| Israel | 9 140.2 | 11 050.2 | -1 910.0 |
| Japan | 9 190.1 | 150 231.7 | -141 041.6 |
| Jordan | 186.4 | 489.5 | -303.1 |
| Kenya | 1 533.0 | 472.8 | 1 060.2 |
| Korea Republic of | 6 178.1 | 52 056.3 | -45 878.2 |
| Kuwait | 3 709.1 | 23.4 | 3 685.6 |
| Lebanon | 391.6 | 5 818.5 | -5 426.9 |
| Lesotho | - | 4.2 | -4.2 |
| Libya | 166.8 | - | 166.8 |
| Liechtenstein | - | 545.5 | -545.5 |
| Macedonia (FYR) | 47.9 | 1 262.5 | -1 214.6 |
| Malawi | - | 0.5 | -0.5 |
| Malaysia | 721.5 | 8 360.1 | -7 638.6 |
| Mali | 810.0 | 70.0 | 740.0 |
| Mexico | 439.7 | 2 413.7 | -1 974.1 |
| Monaco | 0.2 | 278.9 | -278.7 |
| Mongolia | 923.7 | - | 923.7 |
| Montenegro | 6.4 | 241.4 | -235.0 |
| Morocco | 179.8 | 1 747.4 | -1 567.6 |
| Nepal | 19.4 | 8.7 | 10.7 |
| New Zealand | 222.5 | 2 311.6 | -2 089.1 |
| Niger | 23.1 | 0.2 | 22.9 |
| Nigeria | 72.3 | 15.7 | 56.6 |
| Norway | 49.3 | 6 546.9 | -6 497.6 |
| Oman | 91.7 | 40.4 | 51.4 |
| Pakistan | 336.0 | 3 033.7 | -2 697.7 |
| Panama | 2 095.8 | - | 2 095.8 |
| Paraguay | - | 298.4 | -298.4 |
| Peru | 8 992.3 | 28 933.2 | -19 940.9 |
| Philippines | 368.7 | 27 411.6 | -27 042.8 |
| Qatar | 887.1 | 1 949.8 | -1 062.7 |
| Rwanda | 16.8 | - | 16.8 |
| San Marino | - | 102.4 | -102.4 |
| Saudi Arabia | 2 384.4 | 2 249.9 | 134.5 |
| Senegal | 4.2 | - | 4.2 |
| Serbia | 11.3 | 5 323.1 | -5 311.8 |
| Seychelles | 0.6 | 166.0 | -165.4 |
| Singapore | 9 369.7 | 10 203.4 | -833.7 |
| Somalia | 30.8 | - | 30.8 |

NATIONAL STATISTICS OFFICE OF GEORGIA

21.10.2019

| | EXPORTS (FOB) | IMPORTS (CIF) | BALANCE |
|--------------------------|------------------|------------------|------------|
| South Africa | 334.7 | 14 742.1 | -14 407.3 |
| Sri Lanka | 1.4 | 2 142.5 | -2 141.1 |
| Sudan | 143.9 | 71.8 | 72.1 |
| Switzerland | 57 817.9 | 42 996.0 | 14 821.9 |
| Syrian | 95.0 | 130.3 | -35.3 |
| Taiwan Province of China | 2 262.6 | 8 707.8 | -6 445.1 |
| Tanzania | 3 873.4 | 6.5 | 3 866.9 |
| Thailand | 399.4 | 16 095.8 | -15 696.4 |
| Togo | 5.0 | - | 5.0 |
| Tunisia | 1 453.6 | 277.6 | 1 176.1 |
| Turkey | 155 034.8 | 1 138 800.0 | -983 765.2 |
| Uganda | 3.8 | 2.1 | 1.7 |
| United Arab Emirates | 58 221.6 | 107 436.5 | -49 214.8 |
| United States | 97 846.3 | 295 752.2 | -197 906.0 |
| Uruguay | 587.5 | 447.8 | 139.7 |
| Venezuela | 94.3 | - | 94.3 |
| Viet Nam | 4 573.5 | 5 992.2 | -1 418.7 |
| Virgin Islands British | - | 279.5 | -279.5 |
| Zambia | - | 0.7 | -0.7 |
| Zimbabwe | - | 15.4 | -15.4 |

*Preliminary data.

- Sources:**
-  LEPL Revenue Service of Ministry of Finance of Georgia;
 -  LEPL Service Agency of Ministry of Internal Affairs of Georgia;
 -  Georgian State Electric System, JSC;
 -  Electricity System Commercial Operator, JSC;
 -  Georgian Gas Transportation Company, LTD.

Explanation of symbols:

- Not applicable;
- 0.0 Negligible magnitude;
- * Data are preliminary and subject to revisions;
- ... Data are confidential

21.10.2019

Notice:

1. The discrepancy between the totals and the sum in some cases can be explained by using rounded data;
2. Data for 2011-2014 are updated by the data of Special Customs Declarations;
3. Information does not cover the data of Simplified Customs Declarations (Form №4);
4. Information does not cover non-organized trade, also occupied territories of Abkhazian Autonomous Republic and Tskhinvali region;
5. According to the international methodology, there are some difference in coverage of trade flows between external merchandise trade statistics and customs statistics. Diplomatic, temporary, transit and analogous goods are excluded from the database of external merchandise trade statistics.

**The preliminary data will be revised according to the Geostat's revision policy
(based on the regular revision principle) as a result of adjusting
data by respondents/administrative sources.**

Contact person:

Nino Maisuradze, Tel.: (+995 32) 236 72 10 (303)

E-mail: nmaisuradze@geostat.ge