



National Statistics Office of Georgia

**Survey Results for Commercial
Livestock Slaughterhouses,
Elevators and Cold Storage Facilities
III Quarter, 2019**



19.11.2019

www.geostat.ge

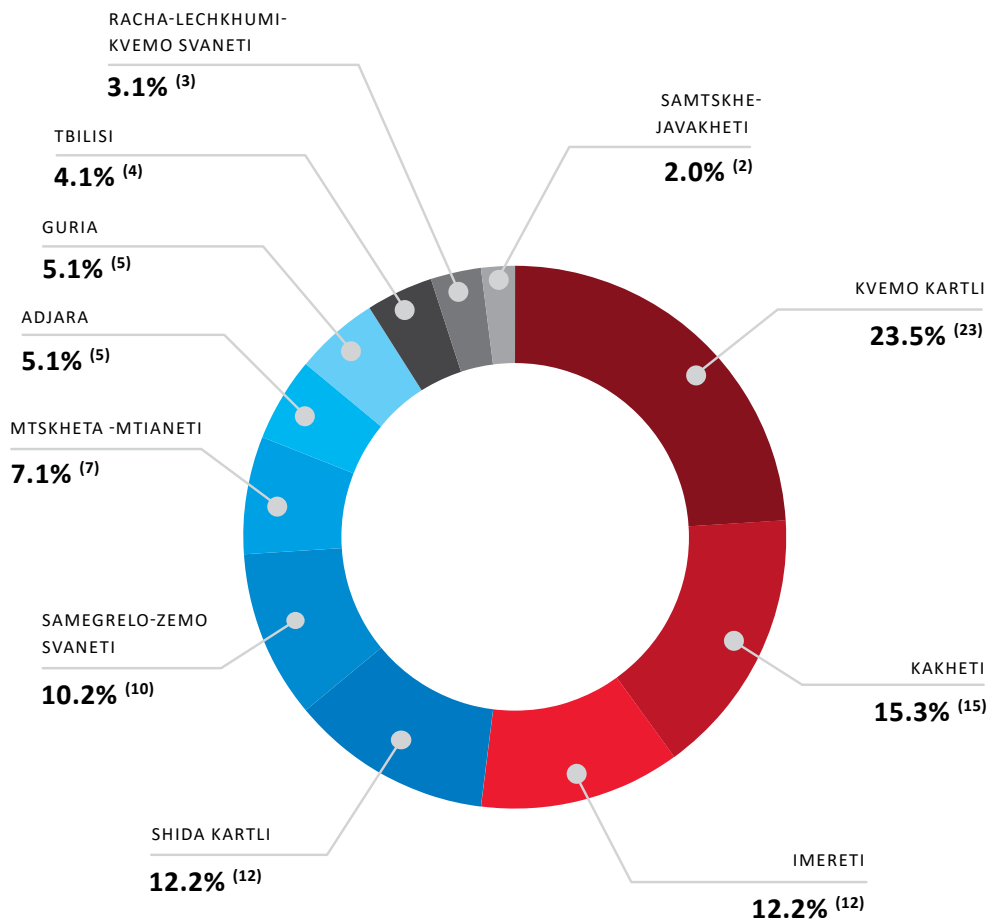
19.11.2019

**SURVEY RESULTS FOR LIVESTOCK SLAUGHTERHOUSES,
ELEVATORS AND COLD STORAGE FACILITIES
(III QUARTER, 2019)**

SLAUGHTERHOUSES

In the III quarter of 2019 the number of active livestock and poultry slaughterhouses was 98 in Georgia, 23.5 percent of which were located in Kvemo Kartli region, 15.3 percent – in Kakheti region, 12.2 percent in Imereti region, 12.2 percent in Shida Kartli region, 10.2 percent – in Samegrelo-Zemo Svaneti region, and remained 25.5 percent in other regions.

**ACTIVE LIVESTOCK AND POULTRY SLAUGHTERHOUSES IN GEORGIA
BY REGIONS, III QUARTER, 2019**



19.11.2019

In III quarter of 2019 the 135,0 thousand livestock were slaughtered in the slaughterhouses according to survey results, 28.1 percent of which were cattle and 71.9 percent – sheep, goat, pig etc. In addition, the number of poultry slaughtered in slaughterhouses during the reporting period amounted to 2 714.0 thousand.

10 090.0 tons of meat were produced by slaughterhouses (i.e. slaughtered weight, including poultry meat) during the III quarter of 2019, 35.7 percent of which is beef, 39.4 percent – poultry meat, 17.9 percent – pork, 6.8 percent – sheep and goat meat, while the share of other is not significant.

The service was provided to 10,4 thousand persons, 39.1 percent of which were households. The monthly average number of people employed in slaughterhouses equaled 889 persons.

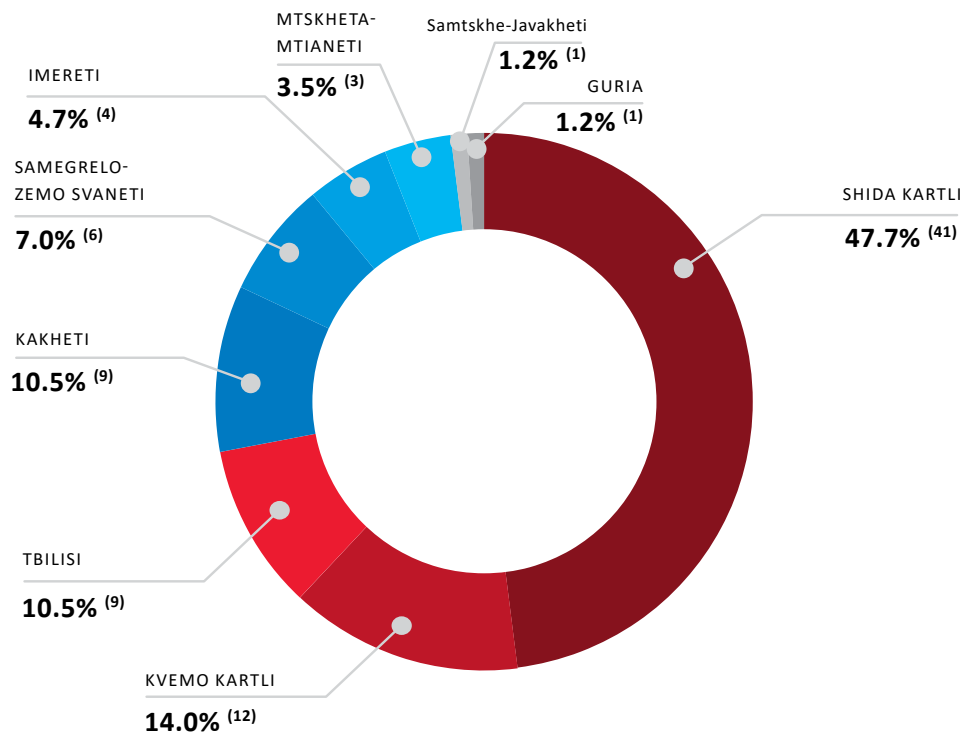
The average cost of the service of slaughtering per each livestock made up: slaughtering cattle – 24,9 GEL, sheep or goat – 10,7 GEL, and pig – 22,8 GEL.

19.11.2019

COLD STORAGE FACILITIES

In the III quarter of 2019, 86 cold storage facilities were active in Georgia, most of them were located in Shida Kartli region (47.7 percent) and in Kvemo Kartli region (14.0 percent). Active cold storage facilities are also located in Tbilisi (10,5 percent), Kakheti region (10,5 percent), Samegrelo-Zemo Svaneti region (7.0 percent), Imereti region (4,7 percent), Mtskheta-Mtianeti region (3,5 percent), Guria region (1,2 percent) and Samtskhe-Javakheti region (1.2 percent):

**ACTIVE COLD STORAGE FACILITIES IN GEORGIA BY REGIONS,
III QUARTER, 2019**

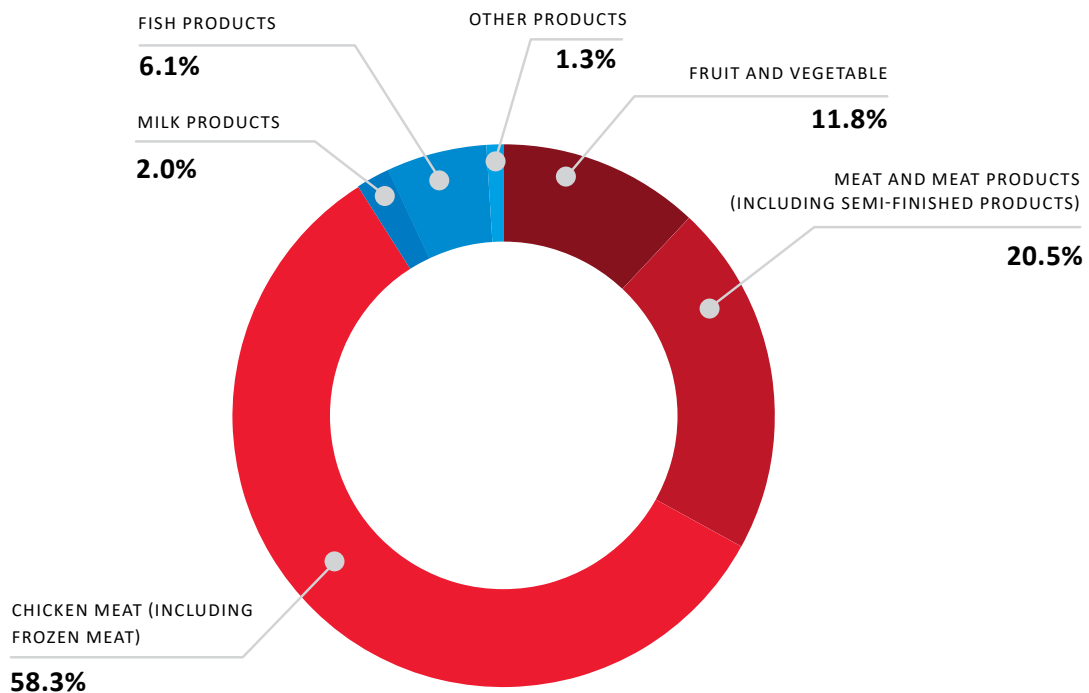


In the III quarter of 2019, the service was provided to 342 customers. The number of producers and resellers, from whom the product was purchased, totaled 198, while the annual average number of employed persons in cold storage facilities totaled 975.

In the III quarter of 2019, 56,9 thousand tons of products were stored in cold storage facilities, 58,3 percent of which was chicken meat (including frozen meat), 20,5 percent—meat and meat products (including semi-finished products), 11,8 percent – fruit and vegetable, 6,1 percent – fish, while remaining products had a small share:

19.11.2019

**PRODUCTS STORED IN COLD STORAGE FACILITIES,
III QUARTER, 2019**



In the III quarter of 2019, 5,7 thousand tonnes of products were purchased for the further realization by cold storage facilities. The service fee amounted to 3,3 million Gel.

In the III quarter of 2019, products (9.1 thousand tones) of 40,2 million Gel were sold by cold storage facilities, relatively big share (38.7 percent) of which was local (own) products. Herewith, 91.6 percent of local (own) products sold by cold storage facilities was chicken meat. Significant share of imported products was meat and meat products (including semi-finished products) (68.0 percent) and chicken meat (including frozen) (23,7 percent).

From the products sold by cold storage facilities, chicken meat, fish, fruits and vegetables were sold on the foreign market.

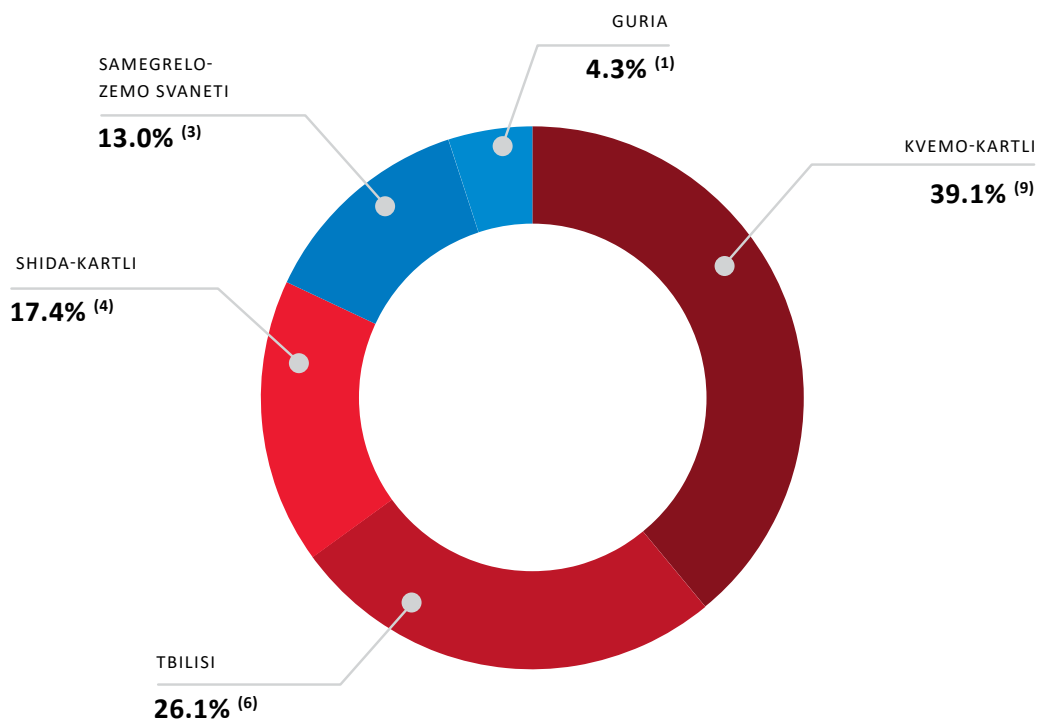
According to the survey results, the daily average load per storage (out of total storage capacity in percent) was 43.9 percent in July, 47.8 percent in August and 48.6 percent in September.

19.11.2019

ELEVATORS

In the III quarter of 2019, 23 elevators were active in Georgia, most of them were located in Kvemo Kartli region (39.1 percent). 26.1 percent of active elevators are located Shida Kartli, 17.4 percent – in Tbilisi, 13.0 percent – in Samegrelo-Zemo Svaneti region and 4,3 percent – in Guria region.

ACTIVE ELEVATORS IN GEORGIA BY REGIONS,
II QUARTER, 2019

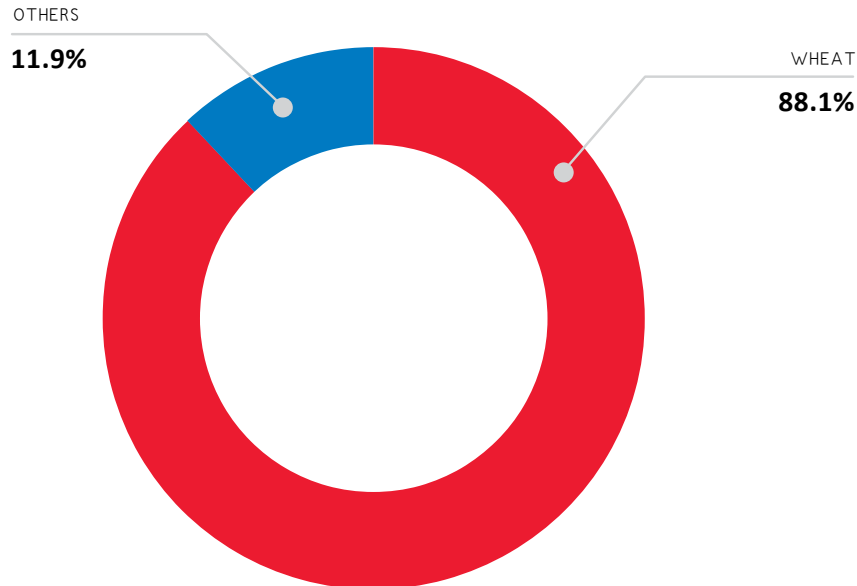


In the III quarter of 2019, the service was provided to 28 customers. The number of producers and resellers, from whom the product was purchased, totaled 82, while the annual average number of employed persons in cold storage facilities equaled 931.

In the III quarter of 2019, 213,1 thousand tons of products were stored in cold storage facilities, 88,1 percent of which was wheat, other products (maize, barley, bran, malt etc.) had a small share:

19.11.2019

PRODUCTS STORED IN ELEVATORS,
II QUARTER, 2019



In the III quarter of 2019, 80,9 thousand tones of products 61,7 million GEL was sold by elevators, 71.7 percent of which was local (own) production.

The biggest share of local (own) production by its volume and cost was wheat flour, which was 82.5 percent of sold local production.

According to survey results, in July average daily load of elevator storages (out of total capacity of storages in percent) amounted to 37.9 percent in July, 40.1 percent in August and 38.0 percent in September.

Contact persons:

Giorgi Sanadze Tel.: 2 36 72 10 (200), E-mail: gsanadze@geostat.ge

Mariam Kavelashvili Tel.: 2 36 72 10 (020), E-mail: mkavelashvili@geostat.ge