



National Statistics Office of Georgia

INDICATORS OF SECONDARY GENERAL EDUCATION SCHOOLS

AT THE BEGINNING OF
2019/2020
SCHOOL YEAR



02.12.2019

www.geostat.ge

02.12.2019

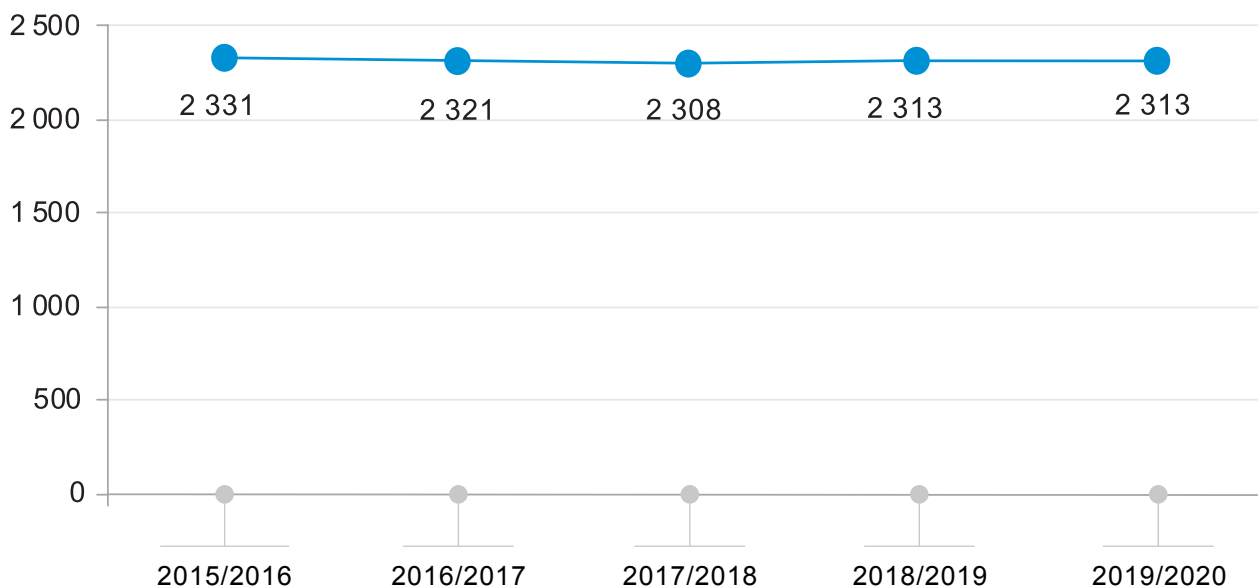
INDICATORS OF SECONDARY GENERAL EDUCATION SCHOOLS
(AT THE BEGINNING OF 2019/2020 SCHOOL YEAR)

At the beginning of the 2019/2020 school year, there were 2 313 general education institutions in Georgia, including 2 086 public and 227 private schools. The number of schools in the country has not changed compared to the previous school year. By region, most of schools (17.0%) are located in Imereti.

The chart below presents the number of general education institutions at the beginning of the 2015/2016-2019/2020 school years.

CHART № 1

NUMBER OF GENERAL EDUCATION INSTITUTIONS
(THOUSANDS)



At the beginning of the 2019/2020 school year, 592.9 thousand pupil were studied in general education institutions, that is 1.5 percent higher compared to the same indicator of the previous school year. 89.4 percent of pupils attend public schools and 10.6 percent - private schools. From the total number of pupils, 47.9 percent are girls, while 52.1 percent are boys.

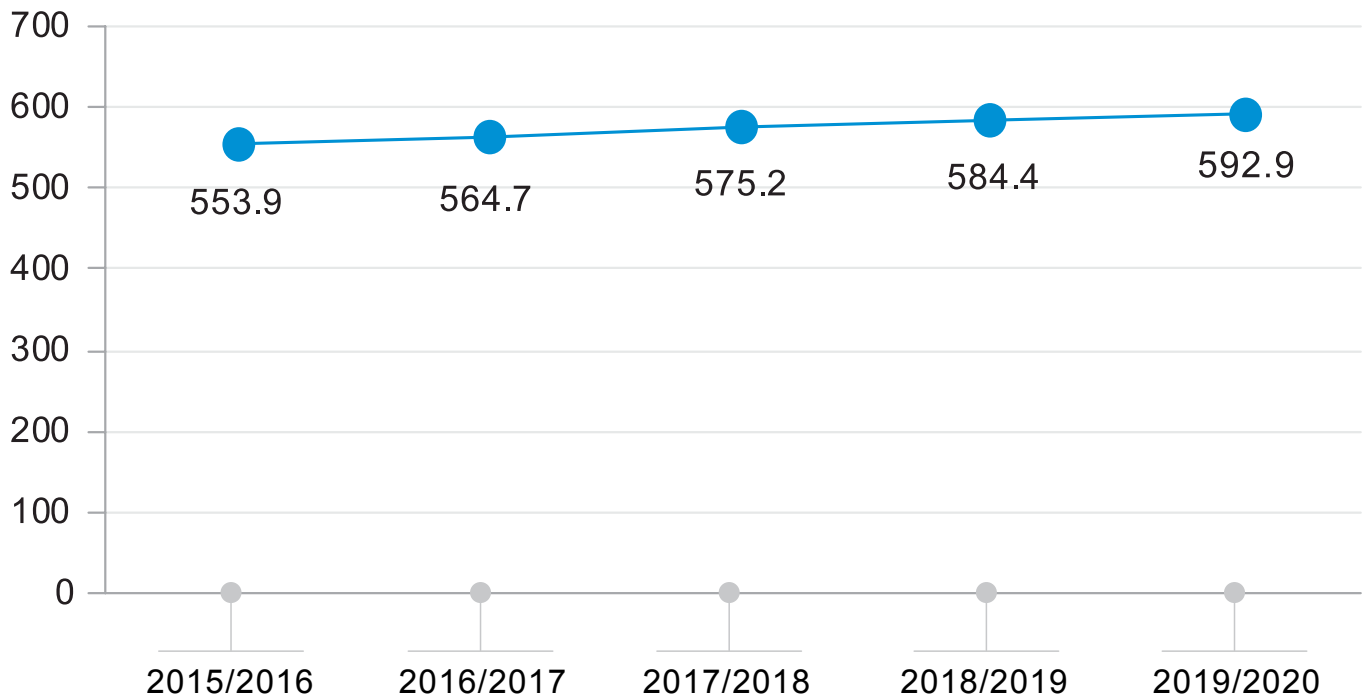
Among the regions, most of pupils (34.7%) study in Tbilisi.

The chart below presents the number of pupils in general education institutions for the beginning of the 2015/2016-2019/2020 school years.

02.12.2019

CHART № 2

NUMBER OF PUPILS IN GENERAL EDUCATION INSTITUTIONS
(THOUSANDS)



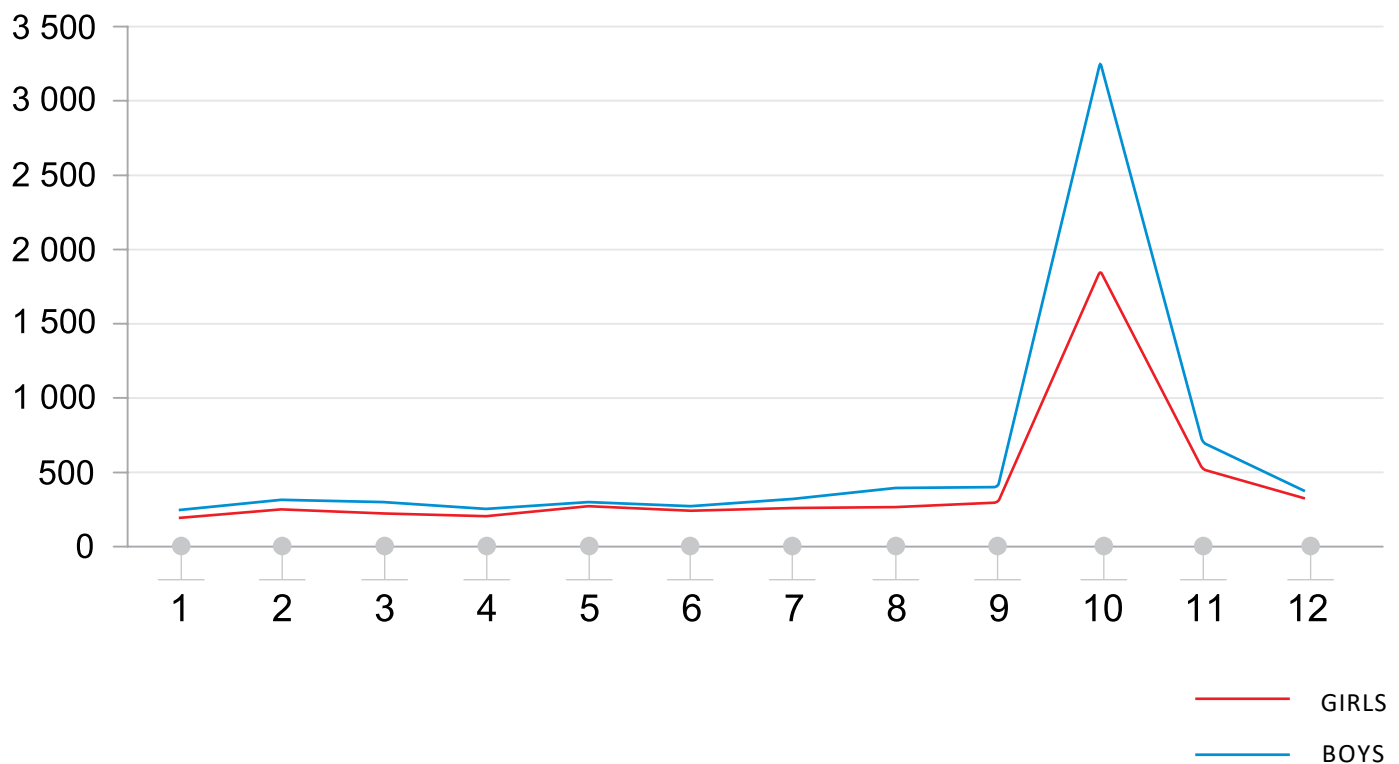
During the 2018-2019 school year, 12 049 pupils abandoned studying, which is 2.0 percent lower compared to the same indicator of the previous year. Among those pupils, girls are 40.7 percent and boys are 59.3 percent.

The chart below presents the number of students who have abandoned studying during the 2018/2019 school year, by sex and grade.

02.12.2019

CHART № 3

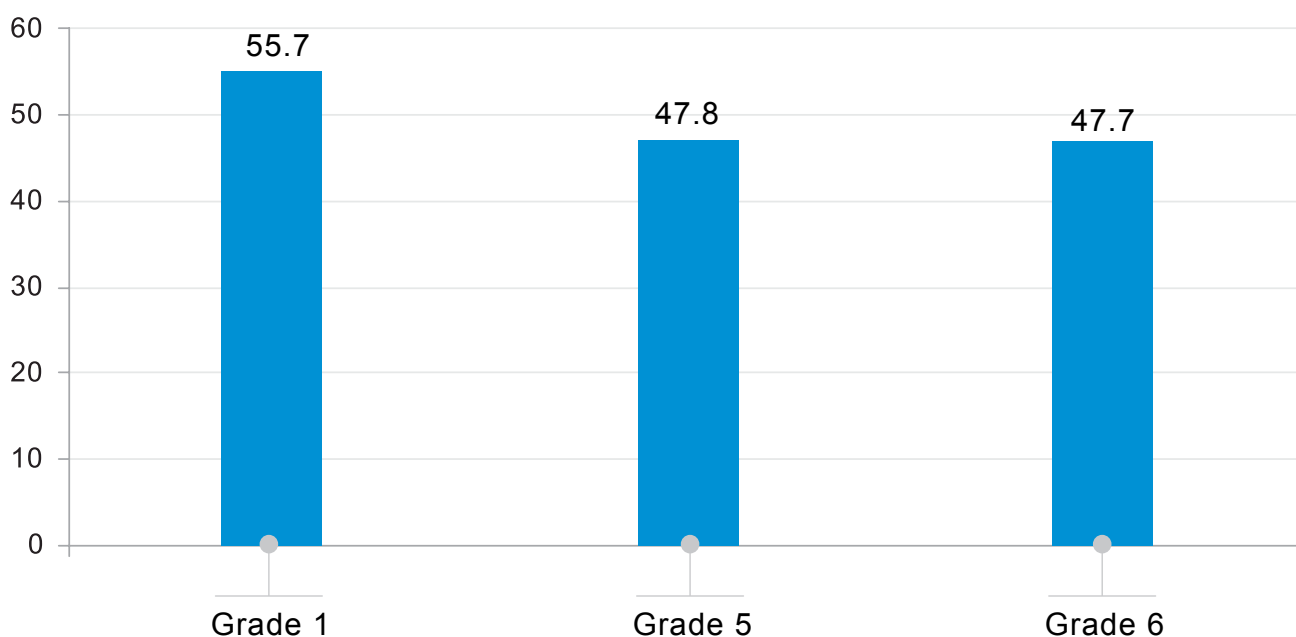
**NUMBER OF PUPILS WHO HAVE ABANDONED STUDYING
DURING THE 2018/2019 SCHOOL YEAR
(PERSON)**



In the 2019/2020 school year, information and communication technology subjects (the subjects are compulsory in I, V and VI grades) are taught by 151 186 pupils, which is 0.5 percent higher compared to the same indicator of the previous school year.

The chart below presents the number of pupils studying ICT in general education institutions in 2019/2020 school year.

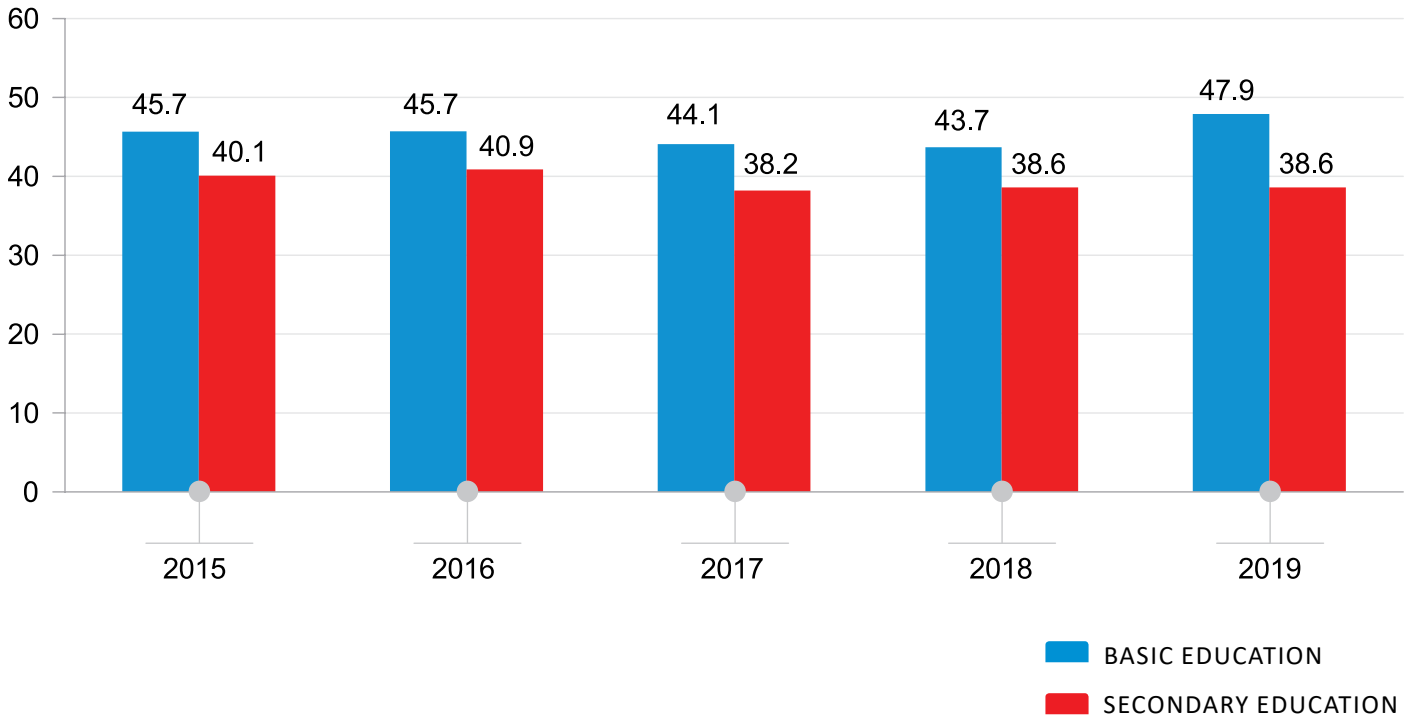
**NUMBER OF PUPILS STUDING INFORMATION AND COMMUNICATION
TECHNOLOGY IN GENERAL EDUCATION INSTITUTIONS
IN 2019/2020 SCHOOL YEAR
(THOUSANDS)**



In 2019, 86 482 pupils graduated from school, that is 5.1 percent higher compared to the same indicator of the previous year. Among both basic and secondary education graduates, number of boys are more than number of girls, with the share of 52.4 percent and 51.3 percent, respectively.

The chart below presents the number of pupils who received basic and secondary education in 2019.

**NUMBER OF GRADUATES FROM BASIC AND SECONDARY SCHOOL
(THOUSAND)**



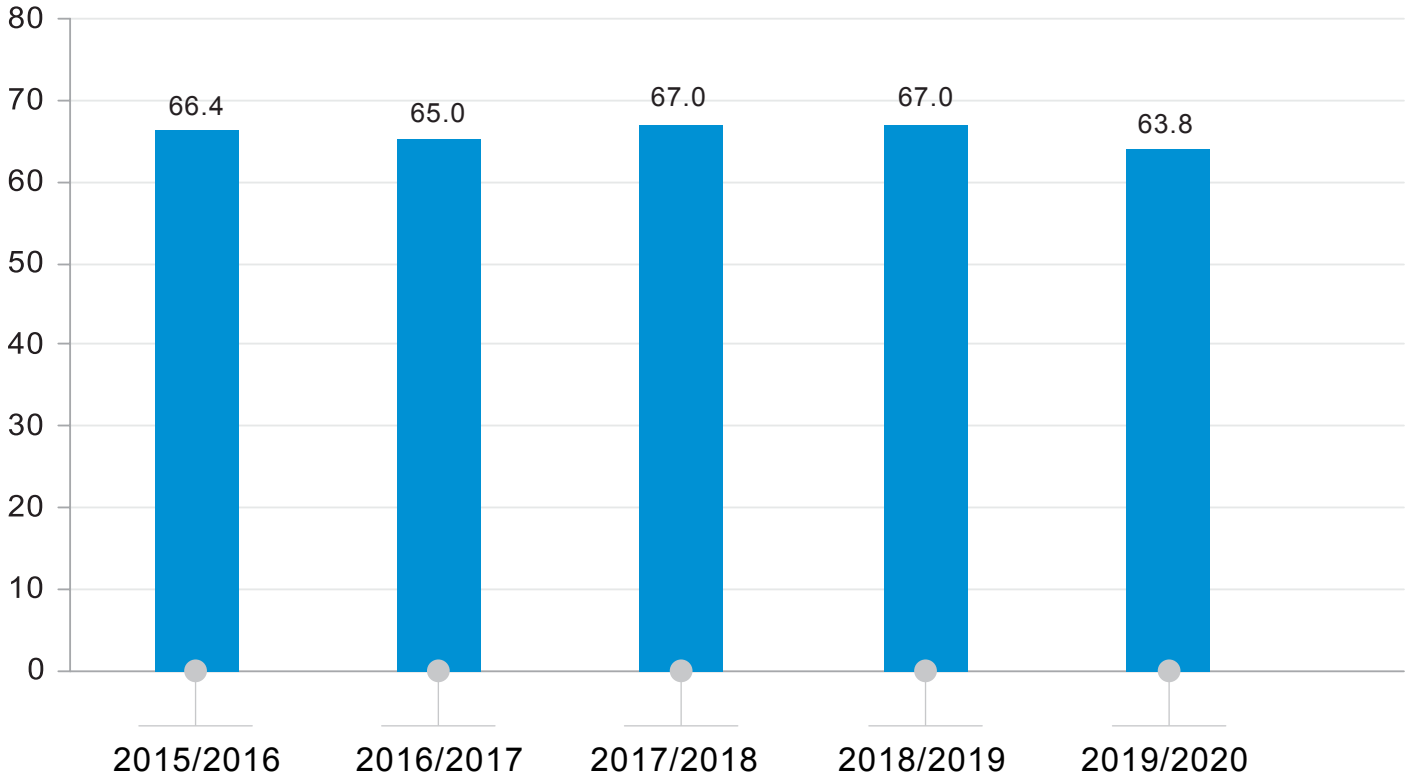
At the beginning of the 2019/2020 school year, 63 780 teachers were employed in general education institutions, which is 5.3 percent less compared to the same indicator of the previous year. The majority of teachers are women, in particular, the share of women is 86.8 percent while the share of men - 13.2 percent.

The chart below presents the number of teachers in 2015/2016-2019/2020 school years.

02.12.2019

CHART № 6

**NUMBER OF GENERAL EDUCATION SCHOOL TEACHERS
(THOUSAND)**



Contact person:

Vasil Tsakadze, Tel.: (+995 32) 236 72 10 (600). E-mail: vtsakadze@geostat.ge

Mariam Kavelashvili, Tel: 2 36 72 10 (020), E-mail: mkavelashvili@geostat.ge