



National Statistics Office of Georgia

# EARNINGS STATISTICS 2019 III QUARTER



16.12.2019

[www.geostat.ge](http://www.geostat.ge)

16.12.2019

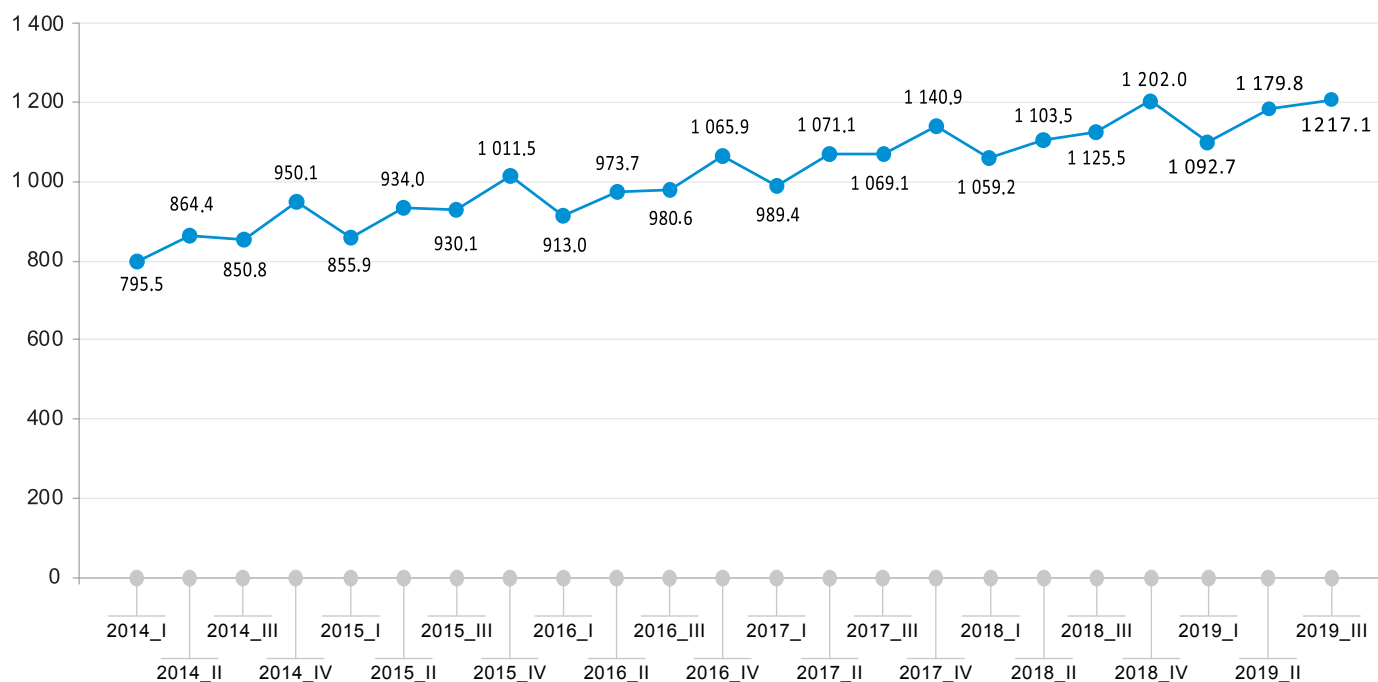
## EARNINGS STATISTICS (III QUARTER, 2019 YEAR)

In the III quarter of the 2019 year, the average monthly earnings in Georgia increased by 91.6 Gel compared to the second quarter of the previous year and amounted to 1 217.1 Gel.

The chart below presents the distribution of the average monthly earnings of Employees in 2014-2019, by quarters.

Chart № 1

### AVERAGE MONTHLY EARNINGS IN GEORGIA (GEL)



In the III quarter of 2019 the majority of sectors indicated the increase of the average monthly earnings compared to the same quarter of the previous year.

According to the economic activity the highest monthly earnings were observed in the following fields:

- Construction - 2 008.4 Gel (annual growth – 16.4 percent)
- Information and communication - 1 958.7 Gel (annual growth – 9.7 percent)
- Professional, scientific and technical activities – 1 936.2 Gel (annual growth – 3.7 percent)

## NATIONAL STATISTICS OFFICE OF GEORGIA

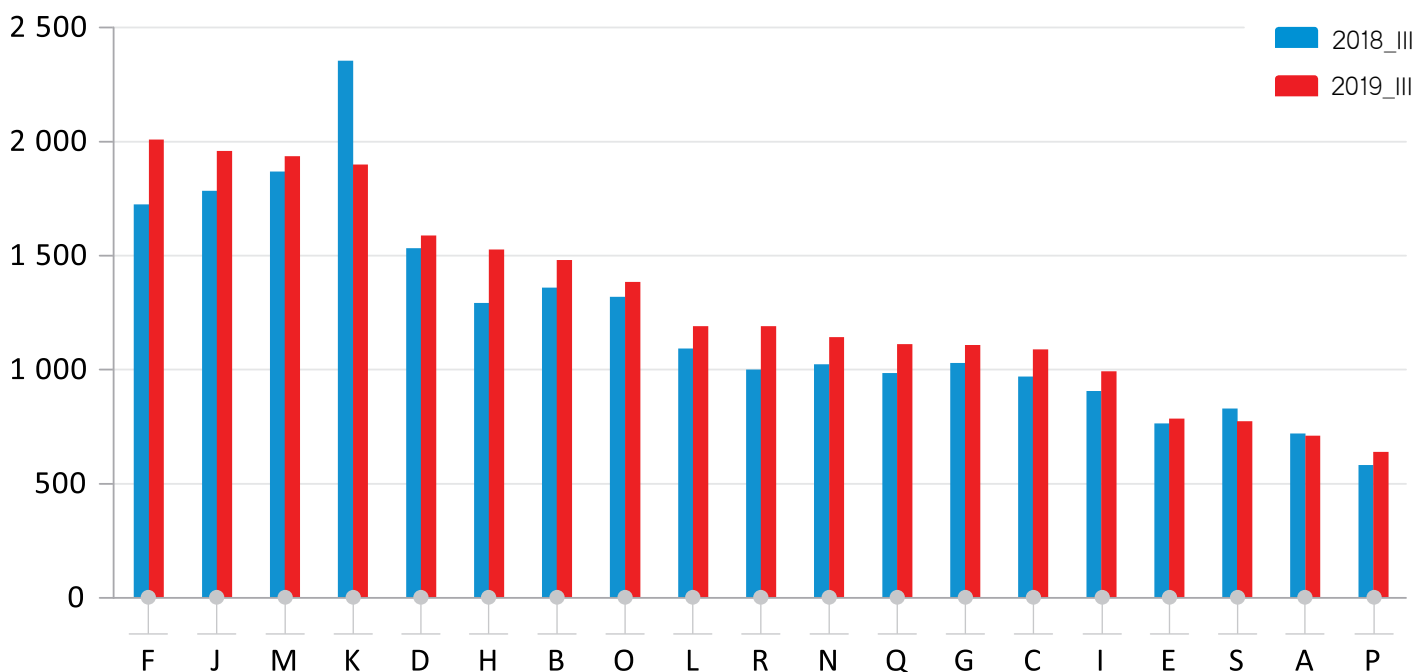
16.12.2019

- Financial and insurance activities – 1 898.6 Gel (annual growth – -19.4 percent)

The chart below presents the distribution of the average monthly earnings by economic activity in the III quarter of 2018-2019 years.

Chart № 2

### AVERAGE MONTHLY EARNINGS BY ECONOMIC ACTIVITY IN THE III QUARTER OF 2018-2019 (GEL)



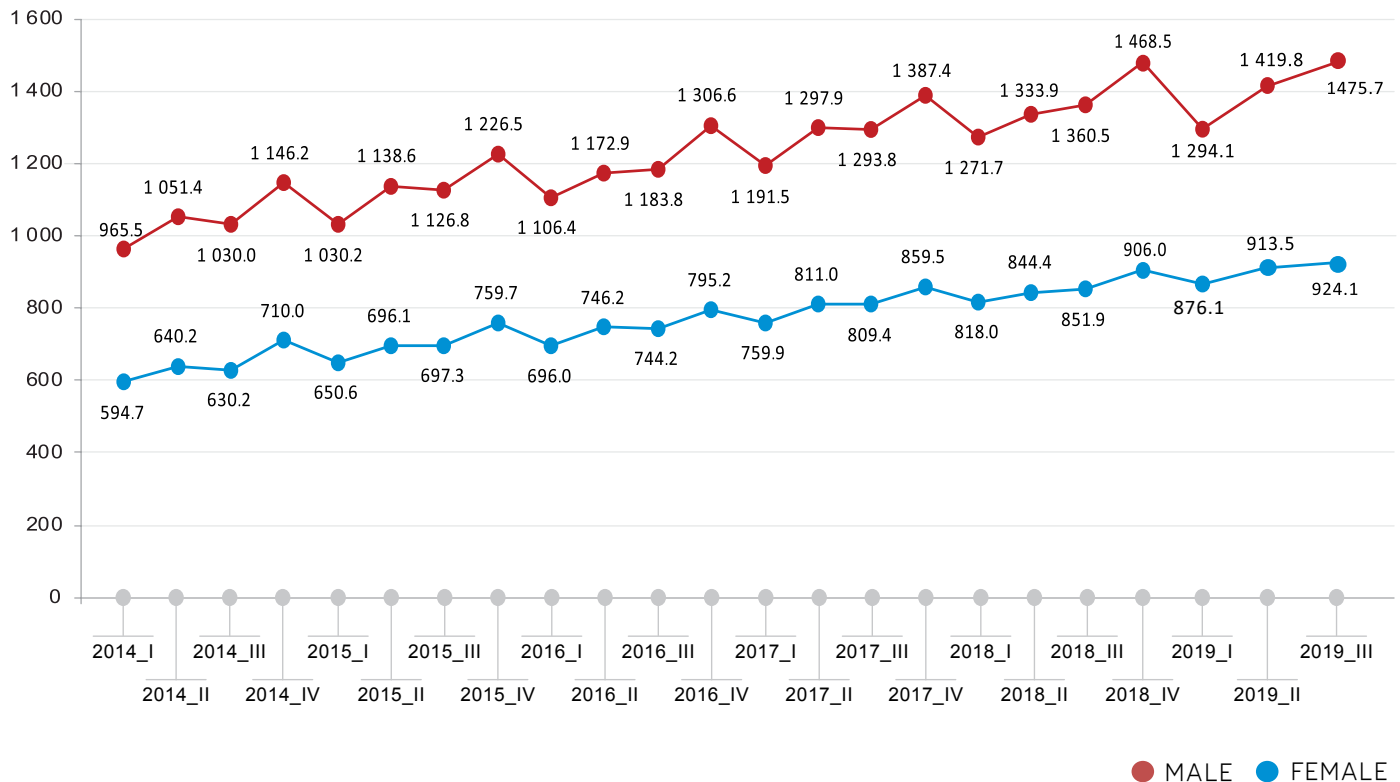
In the III quarter of 2019 the average earnings equaled to 924.1 Gel for women, while 1 475.7 Gel for men and the annual growth of earnings amounted to 72.2 and 115.2 Gel, respectively. In the majority of sectors of economy the average monthly earnings of men were higher compared to women.

The chart below presents the distribution of the average monthly earnings of Employees by sex in 2014-2019, by quarters.

16.12.2019

Chart № 3

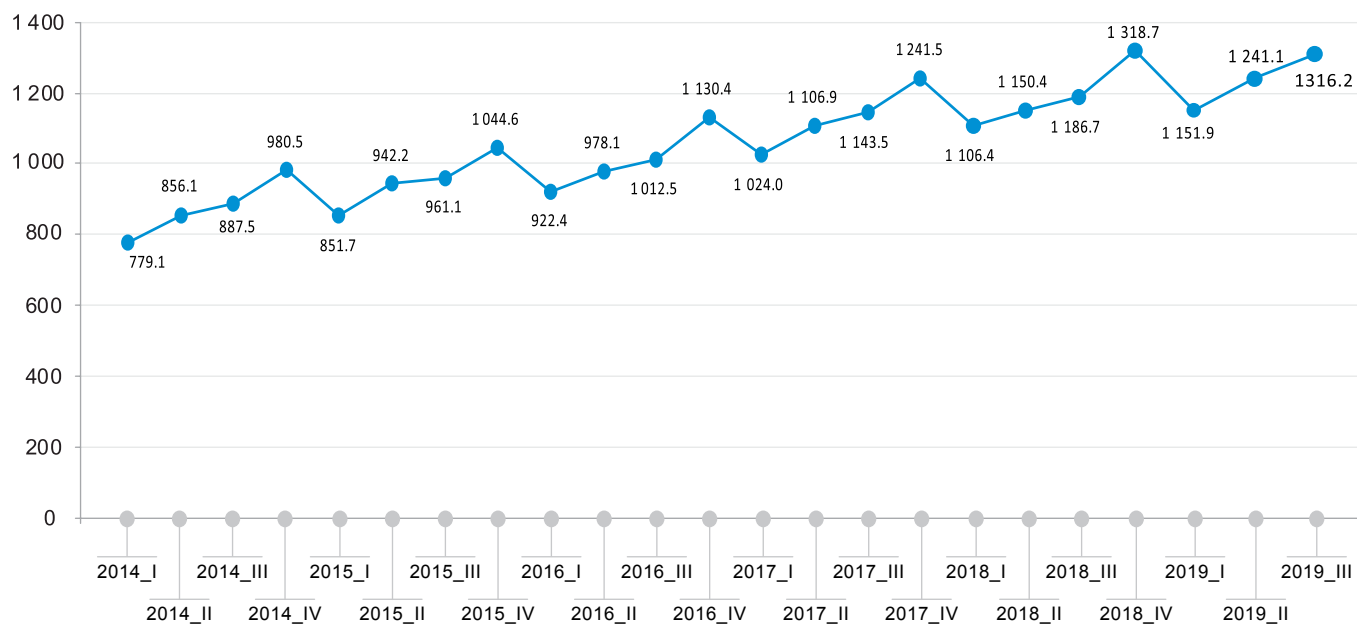
**AVERAGE MONTHLY EARNINGS BY SEX  
(GEL)**



In the III quarter of 2019 the average monthly earnings of hired employees in business sector increased by 129.5 Gel and equaled to 1 316.2 Gel. According to the economic activity the highest monthly earnings were observed in the Professional, scientific and technical activities (2 191.1 Gel, annual growth 0.3 percent) and Construction (2 023.5 Gel, annual growth 16.6 percent).

The chart below presents the distribution of the average monthly earnings of employees in business sector in 2014-2019, by quarters.

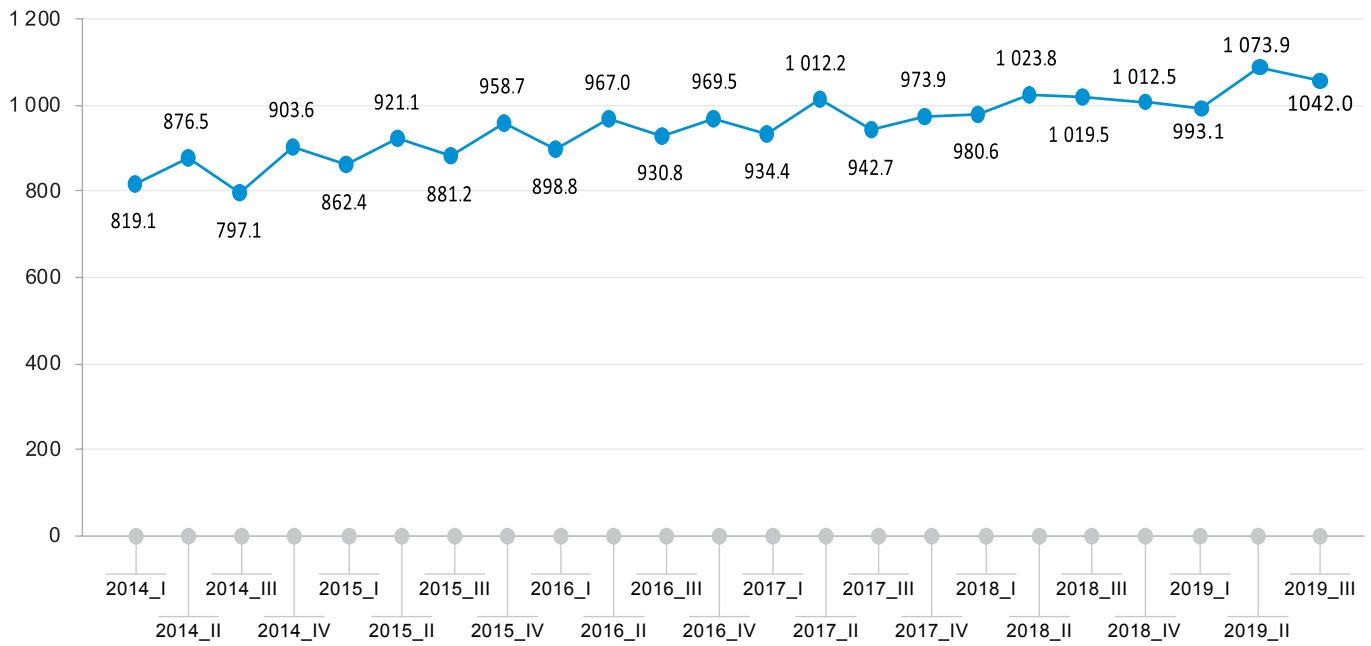
**AVERAGE MONTHLY EARNINGS OF EMPLOYEES IN BUSINESS SECTOR  
(GEL)**



In the III quarter of 2019 compared to the second quarter of the previous year, the average monthly earnings of hired employees in non-business and financial sector increased by 22.5 Gel and amounted to 1 042.0 Gel. According to the economic activity the highest monthly earnings were observed in the Financial and insurance activities as well as in the Public administration and defence sectors.

The chart below presents the distribution of the average monthly earnings of employees in non-business and financial Sector in 2014-2019, by quarters.

**AVERAGE MONTHLY EARNINGS OF EMPLOYEES IN NON-BUSINESS AND FINANCIAL SECTOR (GEL)**



16.12.2019

**NOTE**

Classification of the economic activities used in the release is based on the European standard NACE rev.2

**Definition of Sections**

A	Agriculture, forestry and fishing
B	Mining and quarrying
C	Manufacturing
D	Electricity, gas, steam and air conditioning supply
E	Water supply, sewerage, waste management and remediation activities
F	Construction
G	Wholesale and retail trade; repair of motor vehicles and motorcycles
H	Transportation and storage
I	Accommodation and food service activities
J	Information and communication
K	Financial and insurance activities
L	Real estate activities
M	Professional, scientific and technical activities
N	Administrative and support service activities
O	Public administration and defense; compulsory social security
P	Education
Q	Human health and social work activities
R	Arts, entertainment and recreation
S	Other service activities

Contact person:

Vasil Tsakadze, Tel.: (+995 32) 236 72 10 (600).

E-mail: [vtsakadze@geostat.ge](mailto:vtsakadze@geostat.ge)