

NATIONAL STATISTICS OFFICE OF GEORGIA

19.12.2019

GEORGIAN EXTERNAL TRADE BY COUNTRIES IN JANUARY-NOVEMBER 2019* (THSD. US DOLLARS)

	EXPORTS (FOB)	IMPORTS (CIF)	BALANCE
External trade – Total	3 381 412.4	8 122 637.7	-4 741 225.4
Of which:			
EU countries	752 287.3	2 087 625.4	-1 335 338.1
Austria	1 722.5	77 876.2	-76 153.7
Belgium	12 478.8	90 760.3	-78 281.5
Bulgaria	256 601.1	114 731.3	141 869.8
Croatia	269.6	7 787.0	-7 517.4
Cyprus	1 696.2	6 088.5	-4 392.3
Czech Republic	8 493.9	79 185.6	-70 691.7
Denmark	611.2	15 505.8	-14 894.6
Estonia	5 763.3	6 626.0	- 862.8
Finland	128.6	16 598.9	-16 470.3
France	24 850.6	144 753.1	-119 902.4
Germany	48 691.3	390 798.9	-342 107.6
Greece	3 780.8	57 108.7	-53 328.0
Hungary	1 130.0	39 858.9	-38 728.9
Ireland	1 205.3	10 090.2	-8 884.9
Italy	36 071.6	201 163.0	-165 091.4
Latvia	9 414.1	28 258.4	-18 844.3
Lithuania	41 699.3	32 660.4	9 038.9
Luxembourg	26.8	2 432.9	-2 406.1
Malta	544.0	2 636.9	-2 092.9
Netherlands	26 060.9	152 182.3	-126 121.4
Poland	22 272.1	148 598.1	-126 326.0
Portugal	346.3	12 737.6	-12 391.3
Romania	166 884.9	195 788.4	-28 903.4
Slovakia	815.3	10 523.6	-9 708.3
Slovenia	1 929.7	25 319.2	-23 389.5
Spain	44 379.3	99 192.3	-54 813.0
Sweden	517.3	16 209.3	-15 691.9
United Kingdom	33 902.5	102 153.7	-68 251.2
CIS countries	1 794 896.0	2 173 269.5	-378 373.5
Armenia	353 866.3	251 089.4	102 776.9
Azerbaijan	444 618.2	488 159.0	-43 540.8
Belarus	37 959.4	46 124.7	-8 165.3
Kazakhstan	65 659.2	26 917.1	38 742.2
Kyrgyzstan	60 792.0	2 791.6	58 000.4
Moldova	7 884.0	10 084.6	-2 200.6
Russia	453 997.1	868 001.9	-414 004.9

NATIONAL STATISTICS OFFICE OF GEORGIA

19.12.2019

	EXPORTS (FOB)	IMPORTS (CIF)	BALANCE
Tajikistan	7 617.9	103.2	7 514.7
Turkmenistan	57 756.6	101 245.4	-43 488.8
Ukraine	222 799.9	365 236.3	-142 436.5
Uzbekistan	81 945.4	13 516.3	68 429.2
Other countries	834 229.0	3 861 742.8	- 3 027 513.8
Afghanistan	327.4	45.0	282.4
Albania	207.7	140.3	67.4
Algeria	349.7	14.1	335.6
Angola	15.7	-	15.7
Argentina	322.6	3 076.8	-2 754.2
Australia	857.6	60 700.1	-59 842.5
Bahamas	-	0.5	- 0.5
Bahrain	151.9	29.7	122.1
Bangladesh	222.3	1 364.4	-1 142.1
Belize	-	540.9	- 540.9
Bhutan	3.0	-	3.0
Bosnia and Herzegovina	19.9	327.4	- 307.5
Brazil	7 255.6	111 794.4	-104 538.8
Burundi	-	70.0	- 70.0
Cambodia	111.5	2.0	109.5
Cameroon	117.0	-	117.0
Canada	2 206.2	11 934.2	-9 728.0
Chad	2 057.7	72.0	1 985.8
Chile	4 366.2	122 066.3	-117 700.1
China	197 141.6	785 298.7	-588 157.1
Colombia	3 257.2	318.2	2 939.0
Congo	27.6	-	27.6
Costa Rica	-	596.4	- 596.4
Cuba	945.4	222.0	723.4
Djibouti	6.0	80.0	- 74.0
Ecuador	68.9	17 542.5	-17 473.5
Egypt	578.0	27 315.4	-26 737.4
EL Salvador	-	9.0	- 9.0
Ethiopia	-	26.8	- 26.8
Faroe Islands	-	328.6	- 328.6
French Polynesia	134.2	-	134.2
Gabon	-	49.4	- 49.4
Ghana	89.5	11.8	77.7
Guinea	10.6	-	10.6
Hong Kong, SAR of China	8 318.1	59 281.4	-50 963.4
Iceland	2.1	4 383.8	-4 381.7
India	3 715.0	39 799.8	-36 084.8

NATIONAL STATISTICS OFFICE OF GEORGIA

19.12.2019






	EXPORTS (FOB)	IMPORTS (CIF)	BALANCE
Indonesia	761.0	9 690.7	-8 929.7
Iran	67 125.5	172 296.0	-105 170.5
Iraq	17 442.7	4 802.9	12 639.8
Israel	12 069.5	12 429.1	- 359.6
Japan	11 567.2	171 689.3	-160 122.1
Jordan	288.3	501.4	- 213.1
Kenya	1 637.1	2 720.3	-1 083.2
Korea, Republic of	7 974.6	62 668.7	-54 694.1
Kuwait	5 081.2	32.3	5 048.8
Lebanon	404.2	5 818.5	-5 414.3
Lesotho	-	4.2	- 4.2
Libya	186.6	-	186.6
Liechtenstein	-	645.5	- 645.5
Macedonia (FYR)	78.0	1 649.5	-1 571.4
Malawi	-	0.5	- 0.5
Malaysia	797.5	9 386.4	-8 588.9
Mali	810.0	70.0	740.0
Mexico	605.4	2 925.4	-2 320.0
Monaco	12.0	452.2	- 440.3
Mongolia	1 173.1	0.3	1 172.8
Montenegro	130.7	241.4	- 110.7
Morocco	260.6	1 859.2	-1 598.7
Myanmar	-	36.4	- 36.4
Nepal	19.4	12.5	6.8
New Zealand	222.5	2 738.1	-2 515.6
Niger	44.1	3.1	41.0
Nigeria	91.8	16.4	75.4
Norway	73.9	7 731.9	-7 658.1
Oman	91.7	41.1	50.7
Pakistan	336.0	3 486.6	-3 150.6
Panama	2 580.6	-	2 580.6
Paraguay	54.8	452.2	- 397.4
Peru	9 404.3	43 132.8	-33 728.5
Philippines	407.2	27 529.1	-27 121.8
Qatar	1 060.1	2 498.5	-1 438.4
Rwanda	17.5	3.4	14.1
San Marino	-	202.3	- 202.3
Saudi Arabia	4 830.8	3 105.9	1 724.9
Senegal	4.2	-	4.2
Serbia	278.9	7 280.3	-7 001.4
Seychelles	19.0	170.1	- 151.0
Singapore	12 915.9	11 669.5	1 246.4

NATIONAL STATISTICS OFFICE OF GEORGIA

19.12.2019

	EXPORTS (FOB)	IMPORTS (CIF)	BALANCE
Somalia	30.8	-	30.8
South Africa	397.5	15 268.6	-14 871.1
Sri Lanka	1.4	2 579.2	-2 577.9
Sudan	217.0	77.4	139.6
Switzerland	74 499.5	49 749.4	24 750.2
Syrian	214.1	296.9	- 82.7
Taiwan, Province of China	2 286.8	10 722.0	-8 435.3
Tanzania	4 141.6	6.5	4 135.1
Thailand	456.7	19 588.1	-19 131.4
Togo	5.0	-	5.0
Tunisia	1 524.1	340.0	1 184.2
Turkey	184 491.1	1 448 649.1	- 1 264 158.0
Uganda	3.8	2.1	1.7
United Arab Emirates	62 435.9	141 017.6	-78 581.7
United States	103 335.0	347 206.0	-243 871.0
Uruguay	690.6	551.6	139.0
Venezuela	94.3	-	94.3
Viet Nam	5 659.8	7 758.3	-2 098.5
Virgin Islands, British	-	477.9	- 477.9
Zambia	-	0.7	- 0.7
Zimbabwe	-	15.4	- 15.4

*Preliminary data.

- Sources:**
-  LEPL Revenue Service of Ministry of Finance of Georgia;
 -  LEPL Service Agency of Ministry of Internal Affairs of Georgia;
 -  Georgian State Electric System, JSC;
 -  Electricity System Commercial Operator, JSC;
 -  Georgian Gas Transportation Company, LTD.

Explanation of symbols:

- Not applicable;
- 0.0 Negligible magnitude;
- * Data are preliminary and subject to revisions;
- ... Data are confidential

19.12.2019

Notice:

1. The discrepancy between the totals and the sum in some cases can be explained by using rounded data;
2. Data for 2011-2014 are updated by the data of Special Customs Declarations;
3. Information does not cover the data of Simplified Customs Declarations (Form №4);
4. Information does not cover non-organized trade, also occupied territories of Abkhazian Autonomous Republic and Tskhinvali region;
5. According to the international methodology, there are some difference in coverage of trade flows between external merchandise trade statistics and customs statistics. Diplomatic, temporary, transit and analogous goods are excluded from the database of external merchandise trade statistics.

**The preliminary data will be revised according to the Geostat's revision policy
(based on the regular revision principle) as a result of adjusting
data by respondents/administrative sources.**

Contact person:

Nino Maisuradze, Tel.: (+995 32) 236 72 10 (303)

E-mail: nmaisuradze@geostat.ge