



National Statistics Office of Georgia

PRODUCER PRICE INDEX FOR INDUSTRIAL
PRODUCTS IN GEORGIA

2019
NOVEMBER



20.12.2019

www.geostat.ge

20.12.2019

**PRODUCER PRICE INDEX FOR INDUSTRIAL PRODUCTS IN GEORGIA
NOVEMBER 2019**

In November 2019 the Producer Price Index for Industrial Products increased by 0.6 percent compared to October 2019, while compared to the corresponding month of the preceding year the index growth amounted to 8.5 percent.

The prices for **manufactured products** increased by 0.5 percent **compared to the previous month**, resulting in a 0.44 percentage point contribution to the overall monthly PPI change. Within the group noteworthy price increase was registered for food products, beverages and tobacco (1.6 percent), while for basic metals and fabricated metal products the prices decreased by 2.7 percent.

For **electrical energy, gas, steam and hot water** prices went up by 1.6 percent, contributing 0.18 percentage points to the overall monthly index growth.

The **annual PPI** rate was mainly affected by price changes for the following products:

- **Manufactured products:** the prices increased by 8.7 percent, contributing 7.07 percentage points to the overall annual index growth. There was an increase in the prices for food products, beverages and tobacco (9.6 percent) and for pulp, paper and paper products (38.2 percent);
- **Products from mining and quarrying:** the prices increased by 16.3 percent, contributing 1.06 percentage points to the overall annual index growth;
- **Electrical energy, gas, steam and hot water:** the prices went up by 3.1 percent and contributed 0.38 percentage points to the overall annual PPI change.

The following table presents the Producer Price Index (compared to the previous month and the corresponding month of the previous year) and the relevant contributions of the products to the changes in the overall index.

NATIONAL STATISTICS OFFICE OF GEORGIA

20.12.2019

PRODUCER PRICE INDEX FOR INDUSTRIAL PRODUCTS IN GEORGIA NOVEMBER 2019

Code	Groups	OVER OCTOBER 2019	CONTRIBUTIONS* TO MONTHLY CHANGES	OVER NOVEMBER 2018	CONTRIBUTIONS* TO ANNUAL CHANGES
	Total	100.6	0.59	108.5	8.51
C	Products from mining and quarrying	99.6	-0.03	116.3	1.06
CA	Coal and lignite; peat; crude petroleum and natural gas; uranium and thorium	101.3	0.01	94.4	-0.03
CB	Metal ores and other mining and quarrying products	99.4	-0.04	118.1	1.08
D	Manufactured products	100.5	0.44	108.7	7.07
DA	Food products, beverages and tobacco	101.6	0.58	109.6	3.41
DB	Textiles and textile products	100.6	0.01	113.1	0.28
DC	Leather and leather products	100.0	0.00	102.0	0.00
DD	Wood and products of wood and cork (except furniture); articles of straw and plaiting materials	100.2	0.00	110.8	0.13
DE	Pulp, paper and paper products; recorded media; printing services	99.9	0.00	138.2	1.30
DF	Coke, refined petroleum products and nuclear fuel	103.1	0.02	101.2	-0.01
DG	Chemicals, chemical products and man-made fibers	100.7	0.03	100.3	0.03
DH	Rubber and plastic products	101.3	0.04	106.8	0.21
DI	Other non metallic mineral products	100.6	0.06	108.3	0.86
DJ	Basic metals and fabricated metal products	97.3	-0.45	103.4	0.63
DK	Machinery and equipment n.e.c.	95.7	-0.04	112.2	0.10
DL	Electrical and optical equipment	123.6	0.18	111.1	0.10
DN	Other manufactured goods n.e.c.	100.3	0.00	102.6	0.04
E	Electrical energy, gas, steam and hot water	101.6	0.18	103.1	0.38

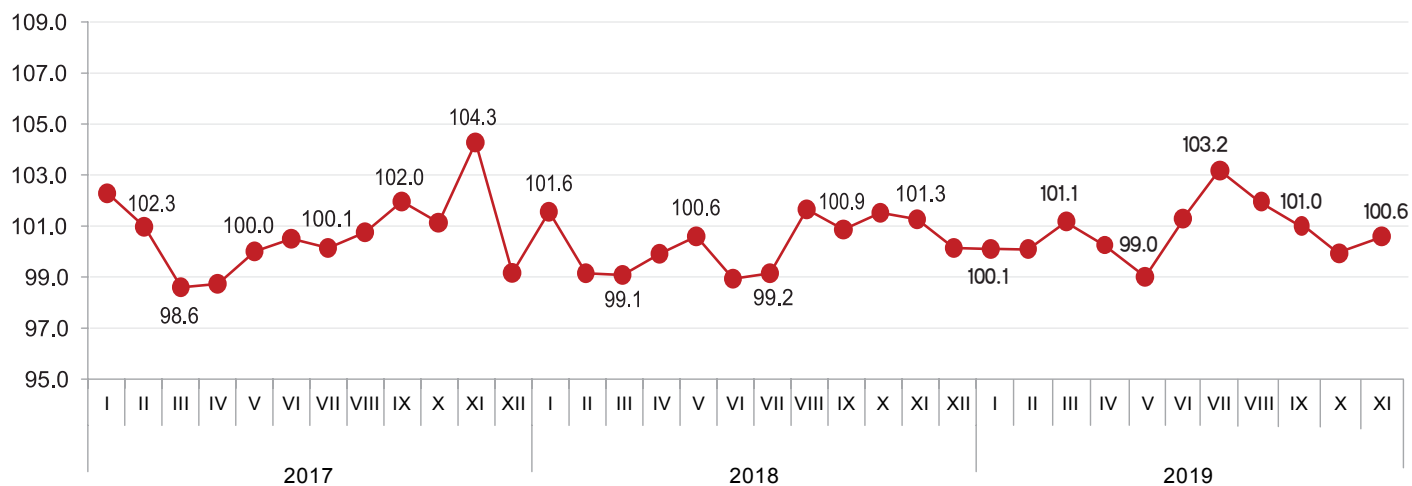
* Individual contributions may not sum up to the total changes in the index due to rounding.

NATIONAL STATISTICS OFFICE OF GEORGIA

20.12.2019

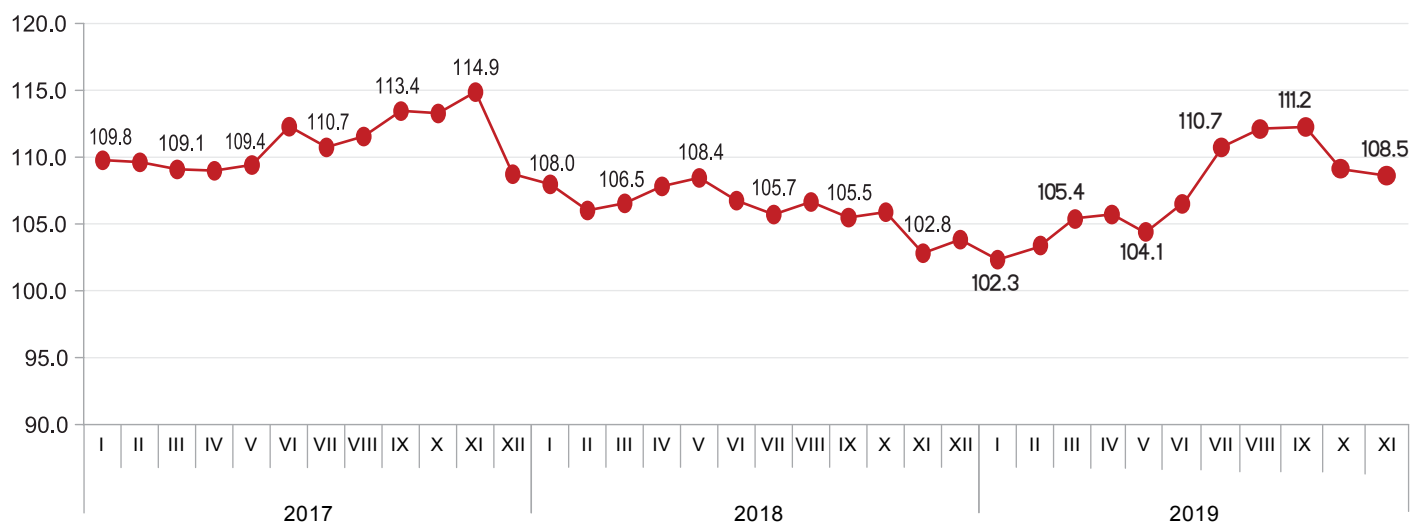
PRODUCER PRICE INDEX FOR INDUSTRIAL PRODUCTS

(PREVIOUS MONTH=100)



PRODUCER PRICE INDEX FOR INDUSTRIAL PRODUCTS

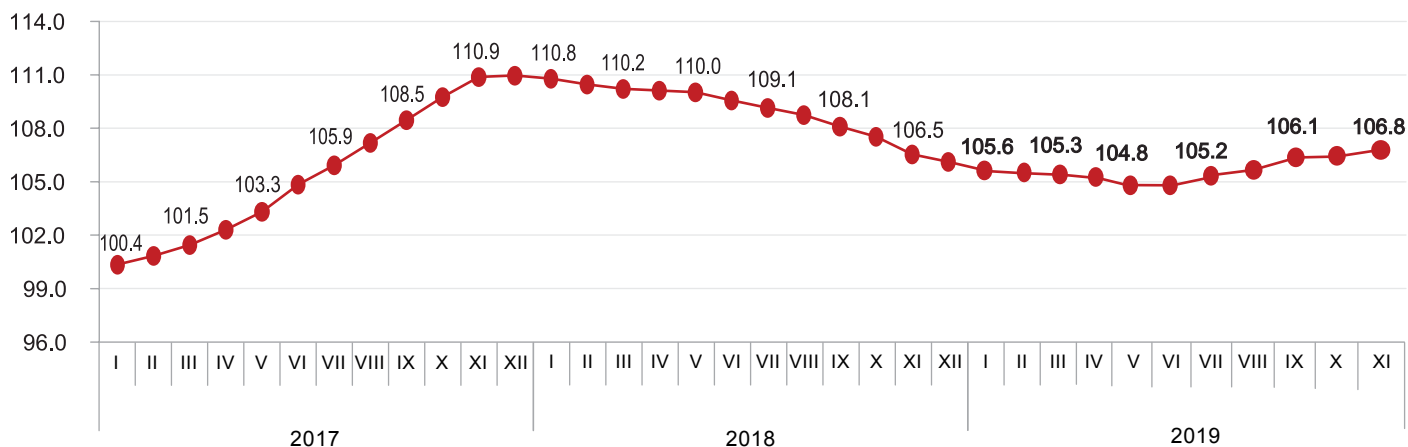
(THE SAME MONTH OF THE PREVIOUS YEAR =100)



NATIONAL STATISTICS OFFICE OF GEORGIA

20.12.2019

PRODUCER PRICE INDEX FOR INDUSTRIAL PRODUCTS (12 MONTH AVERAGE OVER THE PREVIOUS 12 MONTH AVERAGE)



Contact person: Giorgi Tetrauli
Tel: (+995 32) 236 72 10 (400)
E-mail: gtetrauli@geostat.ge