



National Statistics Office of Georgia

INFLATION RATE IN GEORGIA

2020

January



03.02.2020

www.geostat.ge

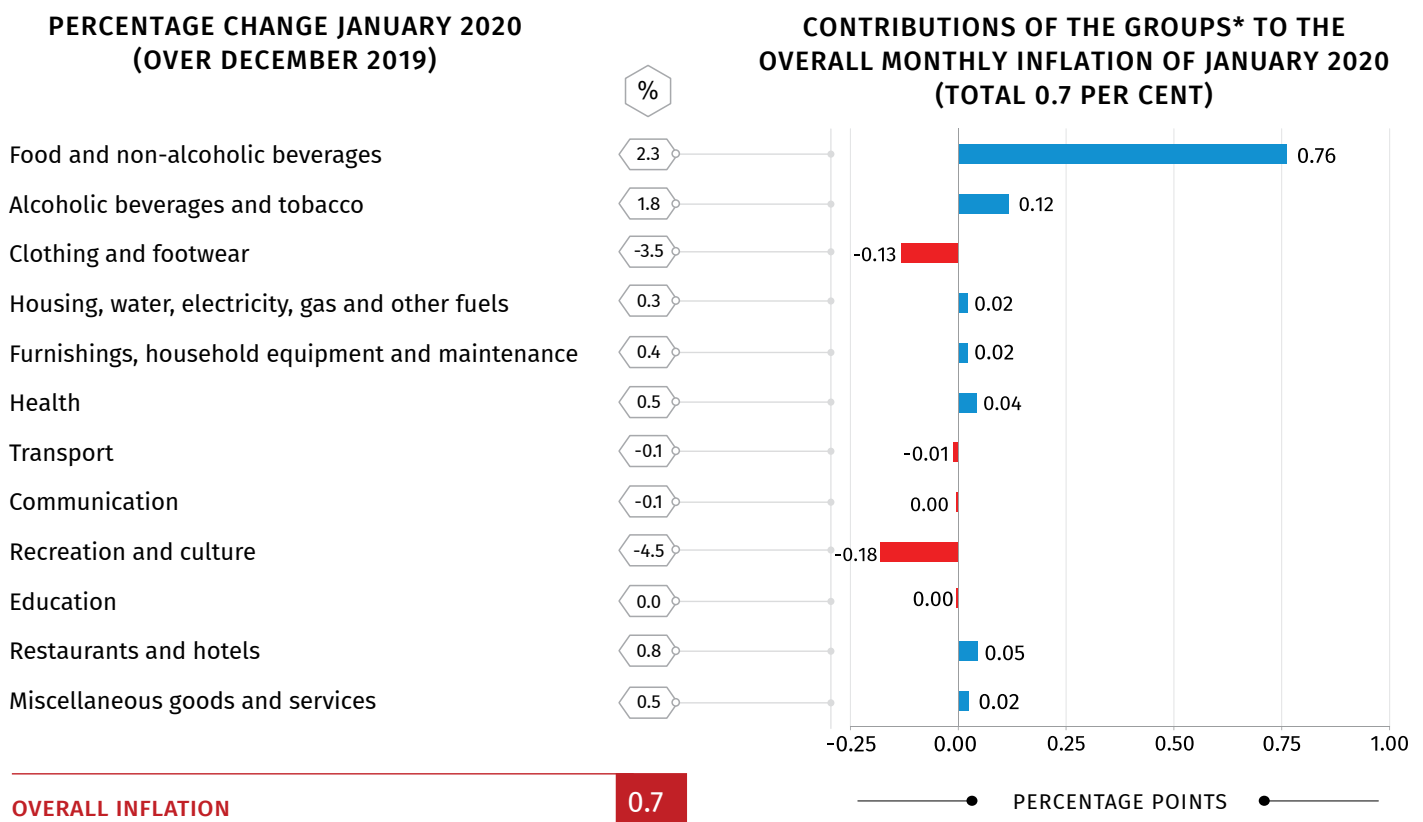
INFLATION RATE IN GEORGIA, JANUARY 2020

In January 2020 the Consumer Price Index increased by 0.7 percent compared to the previous month, while the annual inflation rate amounted to 6.4 percent.

In the same period the inflation rate without tobacco¹ amounted to 0.6 percent over the previous month, while the prices increased by 5.9 percent compared to the same month of previous year.

With regard to the annual core inflation², the prices increased by 4.4 percent, while the annual core inflation without tobacco³ amounted to 3.4 percent.

The following table shows percentage changes in prices for the commodity groups of the consumer basket as well as the relevant contributions to the overall monthly inflation rate.



¹ Inflation rate without tobacco is calculated according to the same methodology as the headline inflation, with an exception that it is based on the consumer basket excluding tobacco (for more information please follow the link).

² Core inflation is calculated by excluding the following groups of goods and services from the consumer basket: food and non-alcoholic beverages, energy, regulated tariffs, transport (specific tariffs).

³ Core Inflation without tobacco is calculated by excluding the following groups of goods and services from the consumer basket: food and non-alcoholic beverages, tobacco; energy, regulated tariffs, transport (specific tariffs).

NATIONAL STATISTICS OFFICE OF GEORGIA

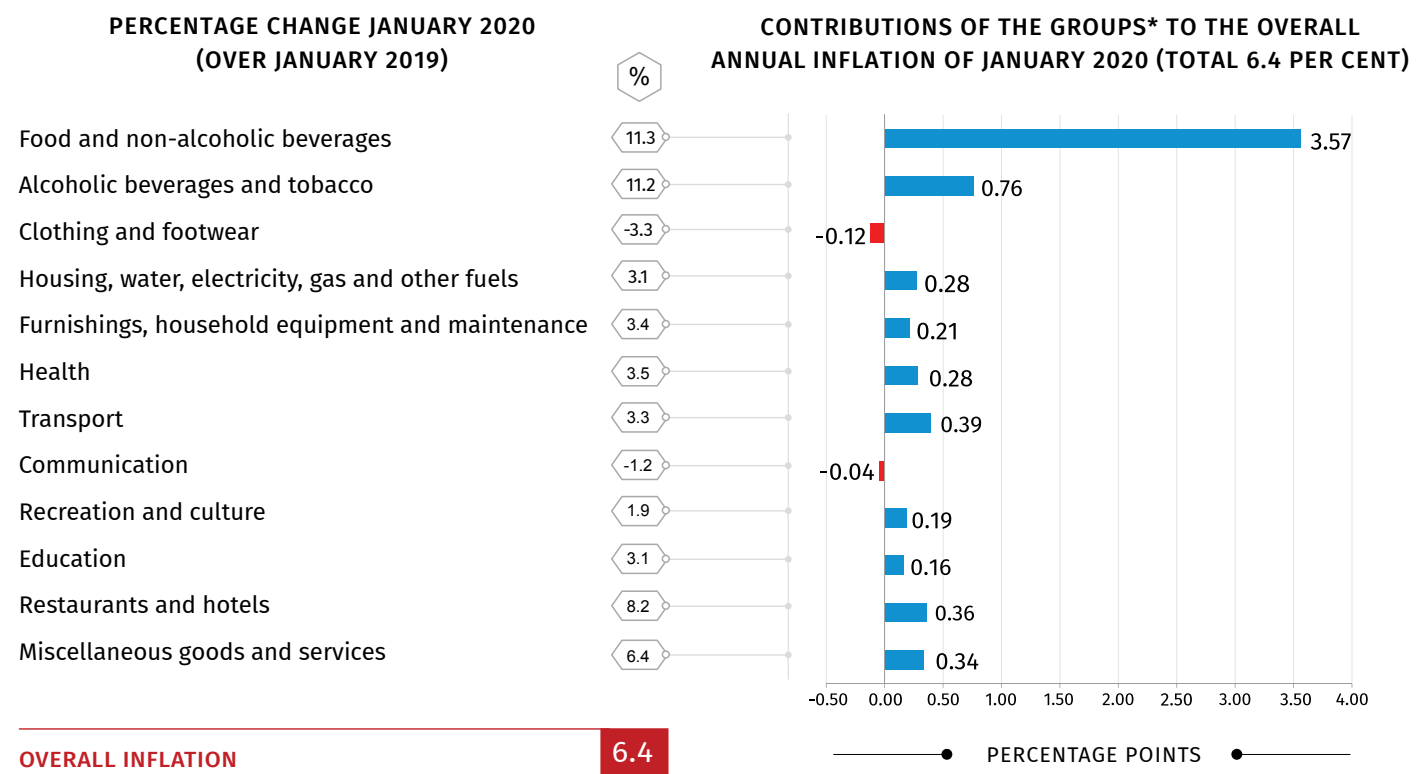
The monthly inflation rate was mainly influenced by price changes for the following groups:

Food and non-alcoholic beverages: the prices in the group increased by 2.3 percent, contributing 0.76 percentage points to the overall monthly inflation rate. Within the group the prices were higher for the following subgroups: vegetables (8.6 percent), milk, cheese and eggs (6.1 percent), oils and fats (4.2 percent), fruit and grapes (3.0 percent), coffee, tea and cocoa (0.6 percent), meat (0.4 percent). In addition, the prices decreased for mineral waters, soft drinks, fruit and vegetable juices (-1.2 percent);

Alcoholic beverages and tobacco: the prices went up by 1.8 percent, contributing 0.12 percentage points to the overall monthly inflation rate. The prices increased for tobacco (3.5 percent) and alcoholic beverages (0.6 percent);

Recreation and culture: the prices decreased by 4.5 percent, contributing -0.18 percentage points to the overall monthly inflation rate. The prices in the group were lower for tourist trip (-16.7 percent).

The following table shows percentage changes in prices for the commodity groups of the consumer basket, as well as the relevant contributions to the overall annual inflation rate in January 2020.



* Individual contributions may not sum up to the total due to rounding.

NATIONAL STATISTICS OFFICE OF GEORGIA

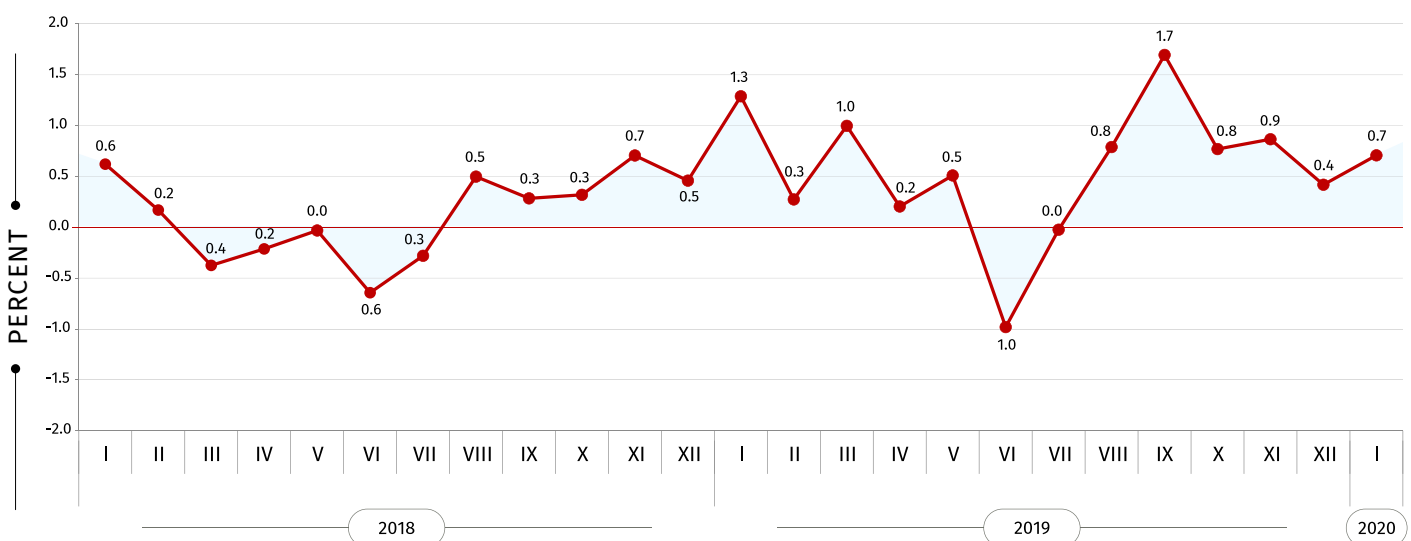
The annual inflation rate was mainly influenced by price changes for the following groups:

Food and non-alcoholic beverages: the prices in the group increased by 11.3 percent, contributing 3.57 percentage points to the overall annual inflation rate. Within the group the prices were higher for the following subgroups: fruit and grapes (28.3 percent), milk, cheese and eggs (15.0 percent), meat (14.2 percent), fish (12.4 percent), sugar, jam, honey, chocolate and confectionery (10.5 percent), oils and fats (8.1 percent), mineral waters, soft drinks, fruit and vegetable juices (7.8 percent), vegetables (7.0 percent), coffee, tea and cocoa (5.4 percent), bread and cereals (5.1 percent);

Alcoholic beverages and tobacco: the prices increased by 11.2 percent, with a relevant contribution of 0.76 percentage points to the overall annual CPI growth. The prices increased for tobacco (20.3 percent) and alcoholic beverages (3.4 percent);

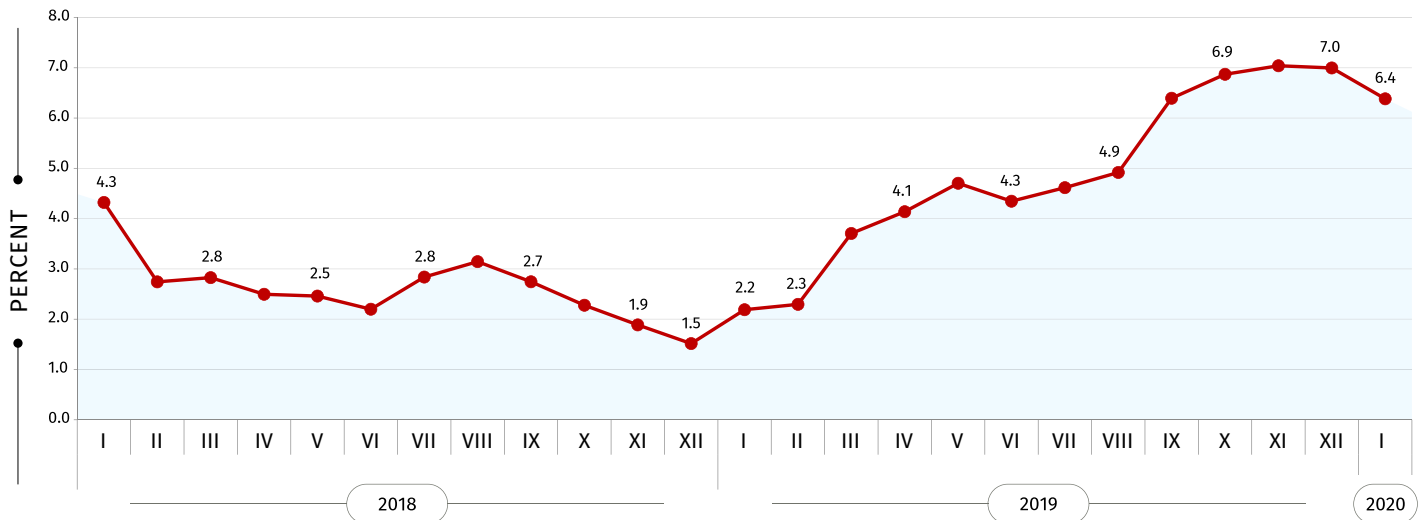
Transport: the prices went up by 3.3 percent, which resulted in a 0.39 percentage point contribution to the overall annual inflation rate. The prices were higher for purchase of vehicles (4.2 percent), operation of personal transport equipment (3.6 percent) and transport services (2.9 percent).

MONTHLY INFLATION



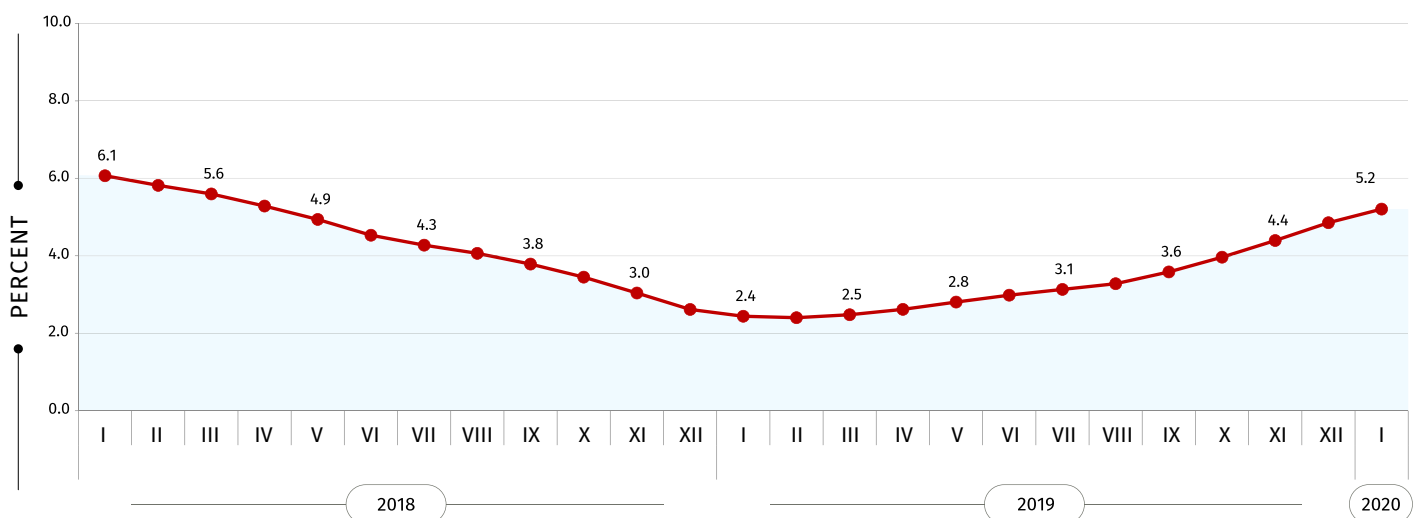
ANNUAL INFLATION RATE IN GEORGIA

(Year-on-Year Change)



AVERAGE INFLATION RATE

(12 month average over the previous 12 month average, percentage change)



CONTACT PERSON:

Giorgi Tetrauli

Tel: (+995 32) 236 72 10 (400)

E-mail: gtetrauli@geostat.ge