



National Statistics Office of Georgia

# INDICATORS OF THE ECONOMIC ACTIVITY OF THE POPULATION

(Employment and Unemployment)

# 2019

IV Quarter



19.02.2020

[www.geostat.ge](http://www.geostat.ge)

19.02.2020

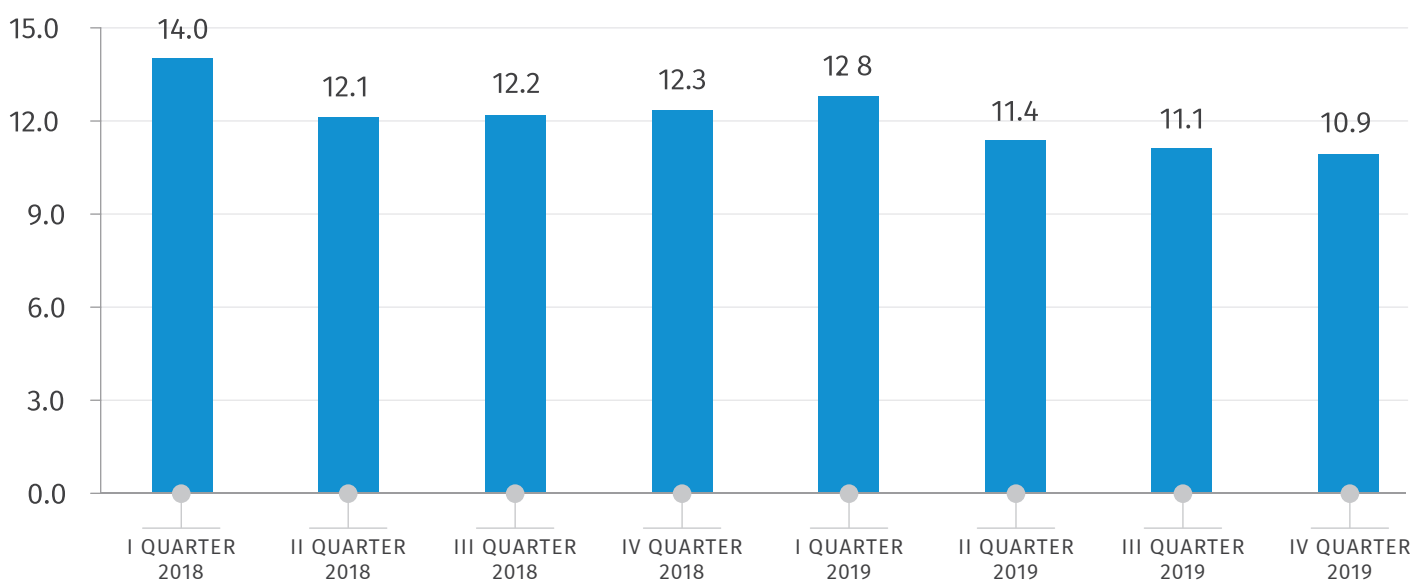
**INDICATORS OF THE ECONOMIC ACTIVITY OF THE POPULATION  
(EMPLOYMENT AND UNEMPLOYMENT)  
IV QUARTER, 2019 YEAR**

In the IV quarter of 2019 the unemployment rate in Georgia decreased by 1.4 percentage point compared to the corresponding period of the previous year and equaled 10.9 percent.

The chart below presents the unemployment rate by quarters of 2018-2019 years.

CHART №1

**UNEMPLOYMENT RATE IN GEORGIA  
(%)**



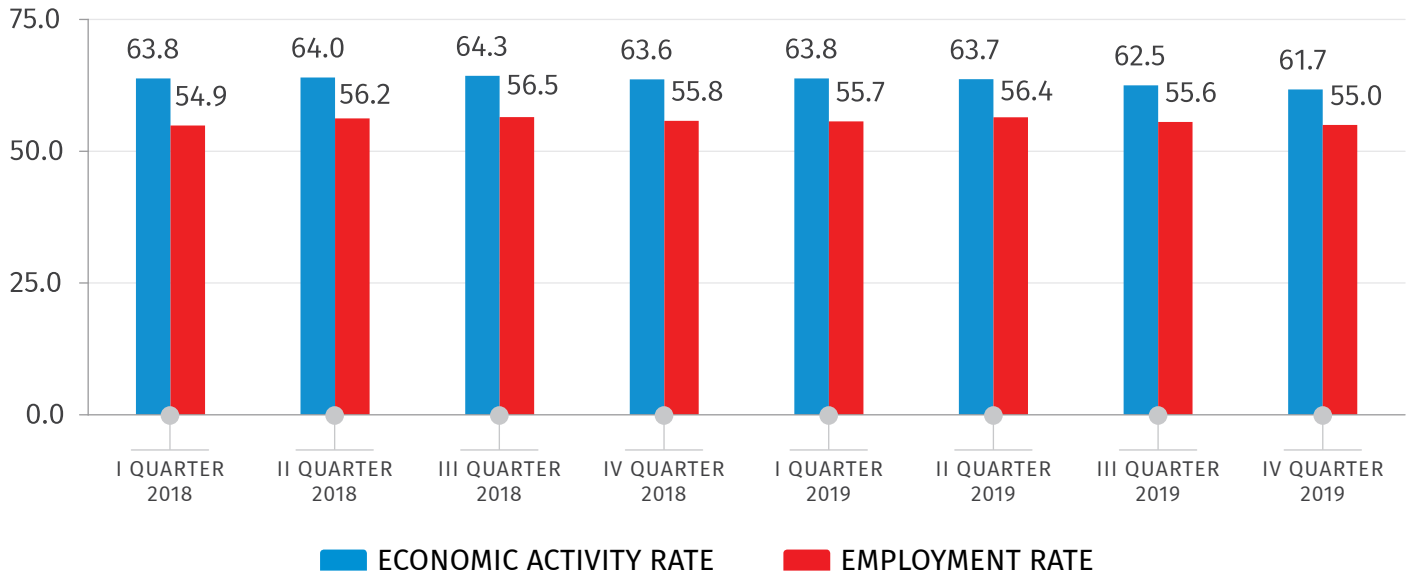
In the IV quarter of 2019 economically active population constituted 61.7 percent of the working age population (population aged 15 and older). In comparison to the same quarter of the previous year, both the economic activity rate and the employment rate decreased by 1.9 and 0.8 percentage point, respectively. In urban settlements, compared to the corresponding period of the previous year, the employment rate was decreased by 0.7 percentage point, while in rural settlements - by 0.8 percentage point. In urban settlements the economic activity rate was decreased by 2.6 percentage point compared to the corresponding period of the previous year, while in rural settlements - by 0.9 percentage point.

The chart below presents the economic activity and employment rates by quarters of 2018-2019 years.

19.02.2020

CHART №2

### ECONOMIC ACTIVITY AND EMPLOYMENT RATES (%)

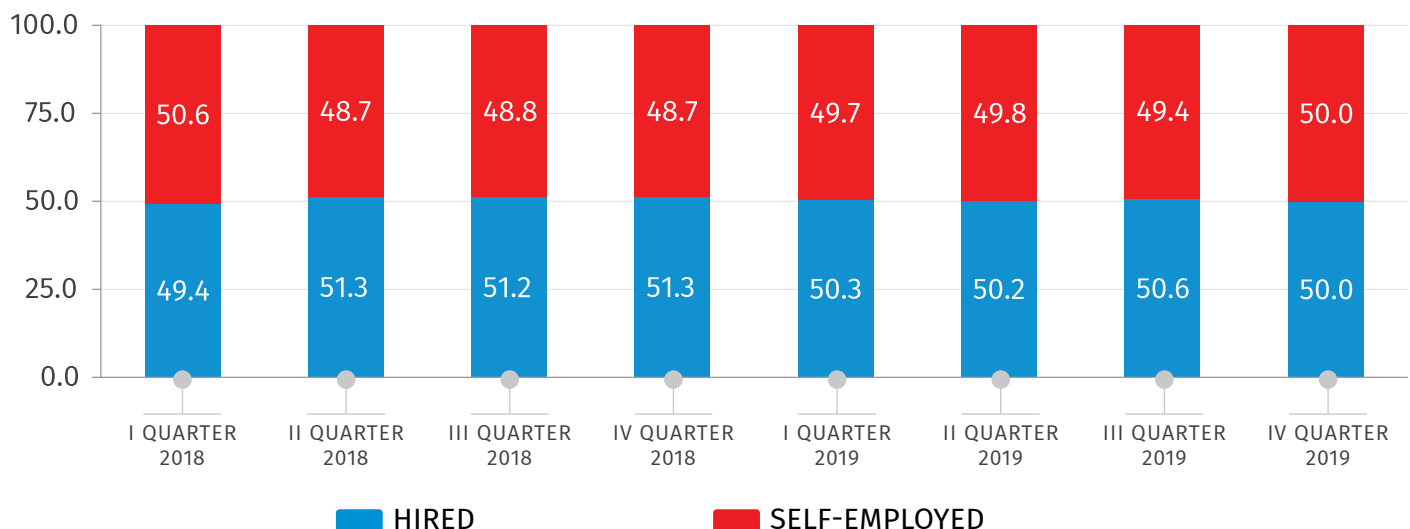


In the IV quarter of 2019 the share of hired employees was 50.0 percent among employed persons that decreased by 1.3 percentage point compared to the corresponding period of the previous year.

The chart below presents the distribution of employed by status in employment for 2018-2019 years.

CHART №3

### DISTRIBUTION OF EMPLOYED BY STATUS IN EMPLOYMENT (%)



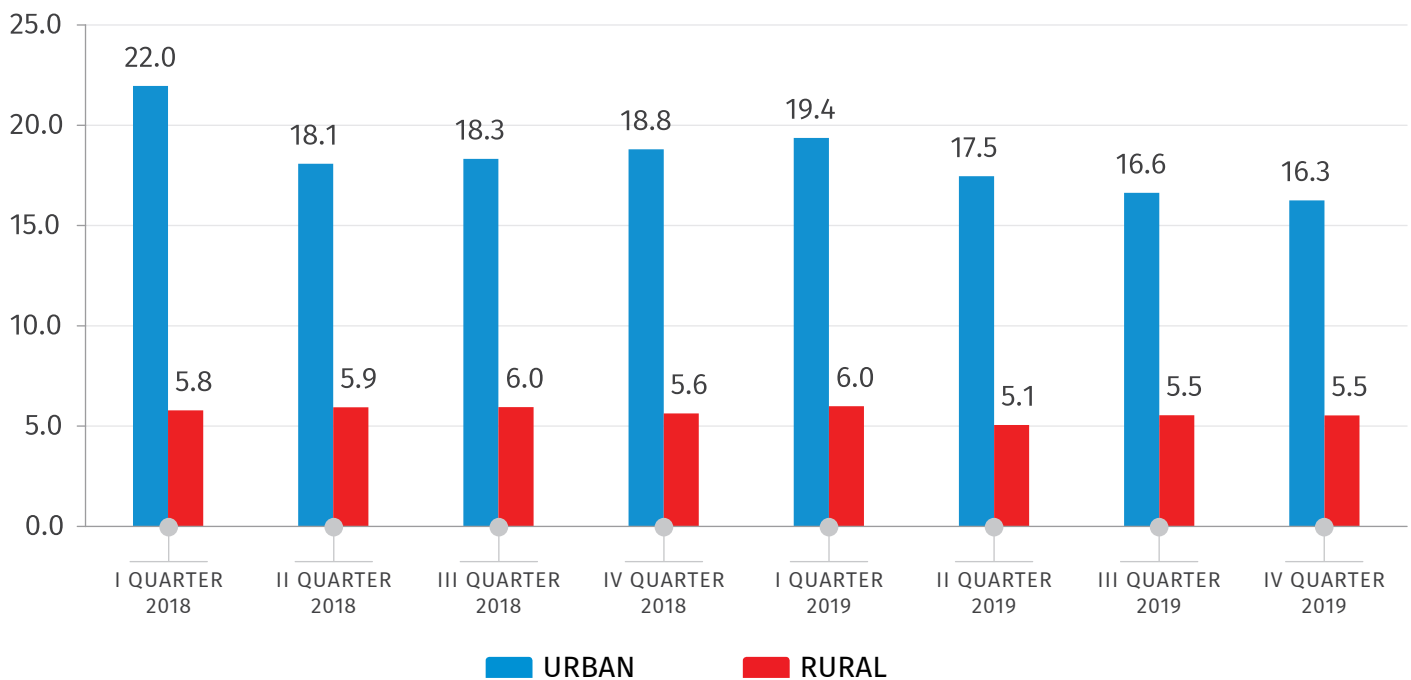
19.02.2020

The unemployment rate is much lower in rural than in urban settlements. In the IV quarter of 2019 the unemployment rate in urban settlements was reduced by 2.5 percentage point compared to the corresponding period of the previous year, while in rural settlements - by 0.1 percentage point.

The chart below presents the employment rate by urban-rural areas by quarters of 2018-2019 years.

CHART №4

### UNEMPLOYMENT RATE BY URBAN-RURAL AREAS (%)



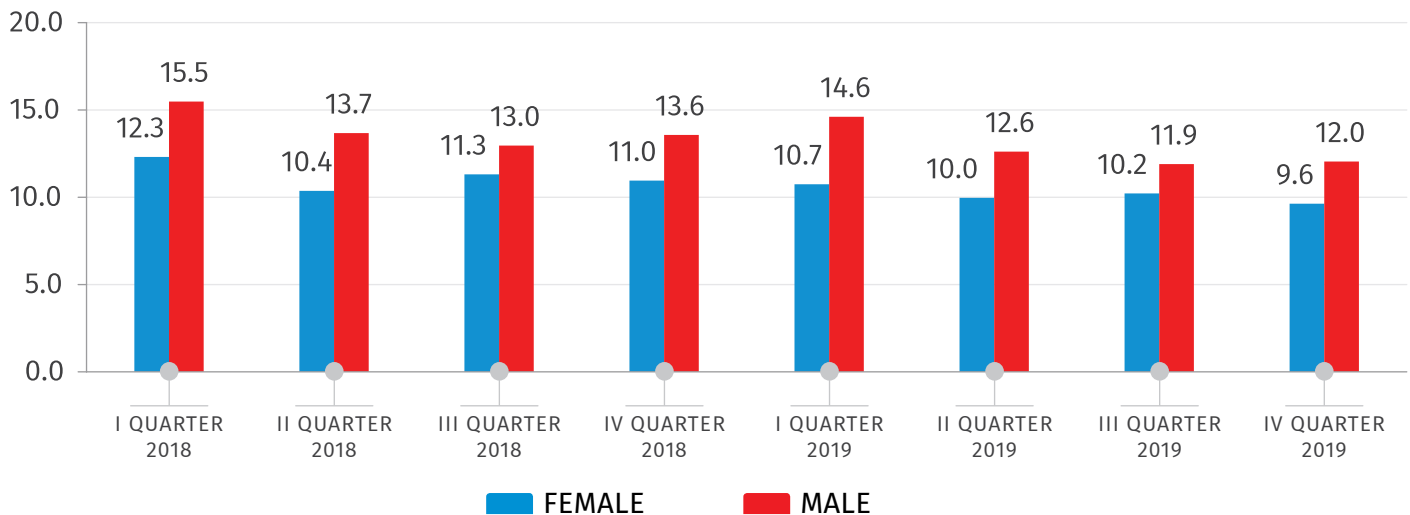
Traditionally, the unemployment rate is higher for men than for women. In the IV quarter of 2019 the indicator was 2.4 percentage point higher for men compared to the corresponding indicator for women. In addition, in comparison to the same quarter of the previous year, the unemployment rate decreased for both women and men by 1.4 and 1.6 percentage point, respectively.

The chart below presents the unemployment rate by gender and quarters of 2018-2019 years.

19.02.2020

CHART №5

### UNEMPLOYMENT RATE BY GENDER (%)

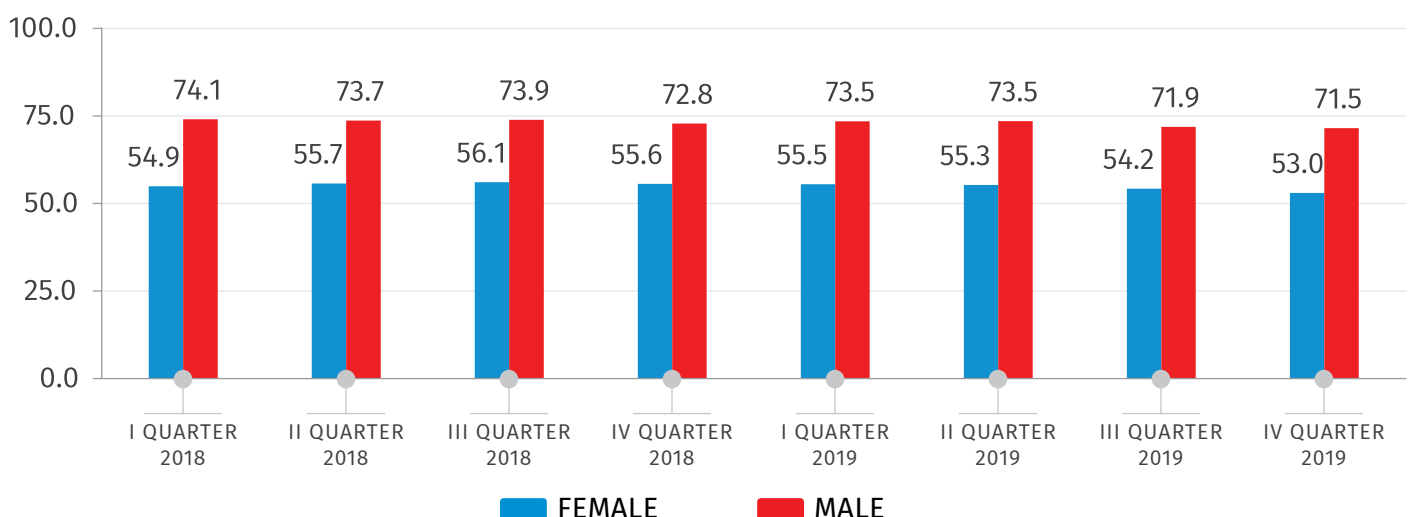


The activity rate is higher for men than for women. In the IV quarter of 2019 activity rate for women was 53.0 percent and for men - 71.5 percent. The activity rate for women was decreased by 2.6 and by 1.3 percentage point for men, compared to the corresponding period of the previous year.

The chart below presents the economic activity rate by gender and quarters of 2018-2019 years.

CHART №6

### ECONOMIC ACTIVITY RATE BY GENDER (%)



## NATIONAL STATISTICS OFFICE OF GEORGIA

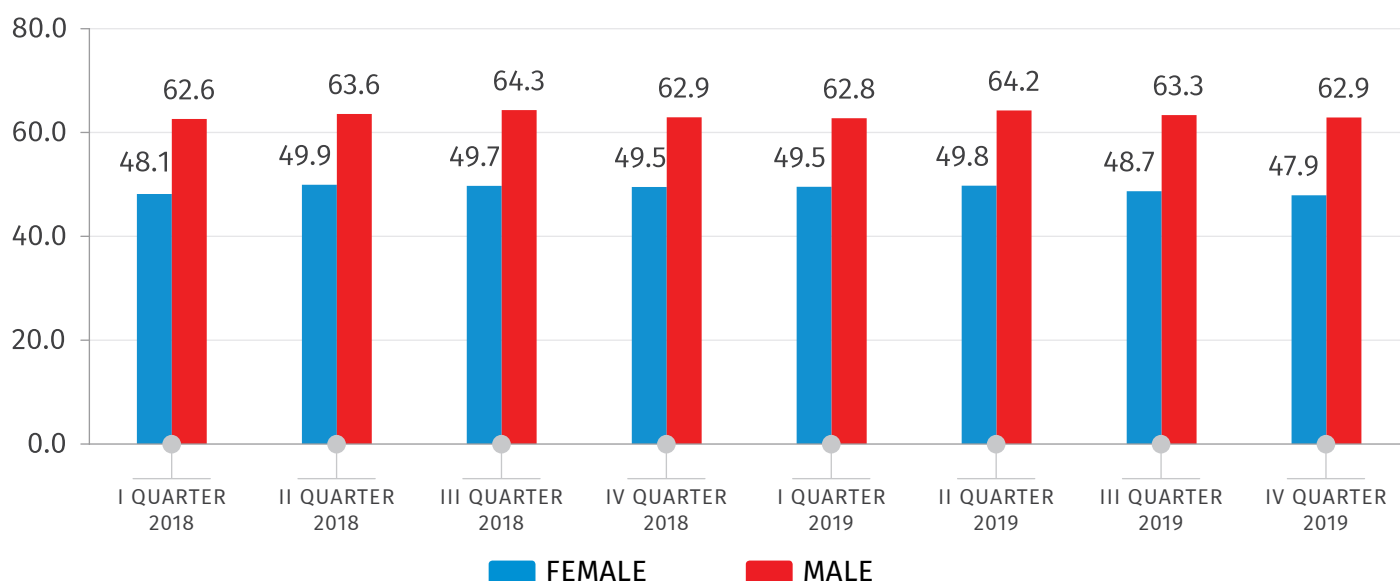
19.02.2020

In the IV Quarter of 2019 the employment rate for women decreased by 1.6 percentage point, while it remained the same for men, compared to the corresponding period of the previous year.

The chart below illustrates the employment rate by gender and quarters of 2018-2019 years.

CHART №7

### EMPLOYMENT RATE BY GENDER (%)



#### CONTACT PERSON:

Vasil Tsakadze, Tel.: (+995 32) 236 72 10 (600), E-mail: [vtsakadze@geostat.ge](mailto:vtsakadze@geostat.ge)

Mariam Kavelashvili, Tel.: (+995 32) 236 72 10 (020), E-mail: [mkavelashvili@geostat.ge](mailto:mkavelashvili@geostat.ge)