

NATIONAL STATISTICS OFFICE OF GEORGIA

19.03.2020

GEORGIAN EXTERNAL TRADE BY COUNTRIES IN JANUARY-FEBRUARY 2020* (THSD. US DOLLARS)

	EXPORTS (FOB)	IMPORTS (CIF)	BALANCE
External trade – Total	526,266.2	1,327,526.2	-801,260.0
Of which:			
EU countries	96,811.5	312,046.7	-215,235.2
Austria	94.4	7,338.6	-7,244.2
Belgium	2,892.0	11,721.1	-8,829.1
Bulgaria	50,963.3	19,711.0	31,252.3
Croatia	180.9	1,182.2	-1,001.3
Cyprus	22.8	725.2	-702.3
Czech Republic	996.1	10,844.4	-9,848.3
Denmark	24.0	1,915.7	-1,891.7
Estonia	585.4	939.0	-353.6
Finland	90.0	2,198.8	-2,108.8
France	3,509.2	17,814.9	-14,305.7
Germany	6,657.1	64,439.9	-57,782.8
Greece	395.6	8,680.7	-8,285.2
Hungary	100.5	5,818.9	-5,718.4
Ireland	276.2	2,762.5	-2,486.4
Italy	5,595.5	29,078.8	-23,483.3
Latvia	1,760.0	3,874.9	-2,114.9
Lithuania (Lietuva)	5,233.0	4,599.7	633.2
Luxembourg	11.3	324.2	-312.9
Malta	20.7	649.2	-628.5
Netherlands	4,114.5	25,889.3	-21,774.8
Poland	5,091.6	22,331.8	-17,240.1
Portugal	-	1,638.7	-1,638.7
Romania	3,401.3	25,626.3	-22,225.0
Slovakia	193.5	1,277.8	-1,084.3
Slovenia	515.7	4,868.9	-4,353.2
Spain	2,048.9	17,608.4	-15,559.5
Sweden	79.3	1,915.2	-1,835.9
United Kingdom	1,958.8	16,270.6	-14,311.8
CIS countries	244,876.3	417,242.8	-172,366.5
Armenia	31,570.8	54,532.2	-22,961.4
Azerbaijan	90,276.4	135,709.3	-45,432.9
Belarus	3,946.0	7,786.7	-3,840.7
Kazakhstan	4,907.1	6,741.9	-1,834.8
Kyrgyzstan	2,305.0	354.3	1,950.7
Moldova	2,345.2	1,793.1	552.1
Russia	60,389.5	138,631.7	-78,242.3

NATIONAL STATISTICS OFFICE OF GEORGIA

19.03.2020

	EXPORTS (FOB)	IMPORTS (CIF)	BALANCE
Tajikistan	3,239.0	0.2	3,238.8
Turkmenistan	1,242.4	20,194.8	-18,952.4
Ukraine	37,258.4	49,414.0	-12,155.6
Uzbekistan	7,396.4	2,084.4	5,312.0
Other countries	184,578.4	598,236.8	-413,658.3
Afghanistan	82.4	-	82.4
Albania	9.4	43.6	-34.2
Argentina	-	828.8	-828.8
Australia	111.4	12,751.2	-12,639.8
Bahrain	28.7	-	28.7
Bangladesh	-	482.4	-482.4
Belize	-	111.6	-111.6
Bosnia and Herzegovina	-	29.9	-29.9
Brazil	-	21,637.0	-21,637.0
Burundi	-	6.2	-6.2
Cameroon	1,395.9	-	1,395.9
Canada	1,234.3	4,113.4	-2,879.1
Chad	6,870.1	-	6,870.1
Chile	223.8	249.0	-25.2
China	65,015.1	132,145.9	-67,130.8
Colombia	828.7	32.2	796.5
Costa Rica	17.1	-	17.1
Cuba	24.6	35.8	-11.1
Ecuador	-	3,392.1	-3,392.1
Egypt	47.8	624.7	-576.9
Ghana	52.9	0.4	52.5
Hong Kong, SAR of China	503.3	9,795.8	-9,292.5
Iceland	-	1,446.8	-1,446.8
India	587.8	7,993.8	-7,406.0
Indonesia	4.1	1,621.3	-1,617.2
Iran	7,829.1	24,098.5	-16,269.4
Iraq	2,185.1	25.6	2,159.5
Israel	3,089.1	1,340.3	1,748.8
Japan	2,718.1	24,919.1	-22,201.0
Jordan	36.9	121.4	-84.5
Kenya	100.1	189.0	-89.0
Korea, Republic of	341.7	6,648.8	-6,307.1
Kuwait	261.6	-	261.6
Lebanon	-	20.2	-20.2
Libya	84.1	-	84.1
Liechtenstein	-	36.3	-36.3
Macau	5.6	-	5.6

NATIONAL STATISTICS OFFICE OF GEORGIA





19.03.2020

	EXPORTS (FOB)	IMPORTS (CIF)	BALANCE
Macedonia (FYR)	-	155.2	-155.2
Madagascar	-	1.0	-1.0
Malaysia	22.0	1,492.2	-1,470.2
Maldives	12.9	-	12.9
Mexico	105.8	1,435.4	-1,329.6
Monaco	-	1.3	-1.3
Mongolia	162.1	-	162.1
Montenegro	179.0	-	179.0
Morocco	58.9	71.0	-12.1
Nepal	-	6.7	-6.7
New Zealand	11.0	1,387.3	-1,376.3
Nigeria	106.5	-	106.5
Norway	-	1,847.2	-1,847.2
Oman	417.7	75.1	342.6
Pakistan	-	839.4	-839.4
Panama	337.4	-	337.4
Paraguay	-	170.5	-170.5
Peru	6,159.1	93.6	6,065.5
Philippines	52.8	61.9	-9.1
Qatar	72.7	464.5	-391.9
Saudi Arabia	1,590.7	553.4	1,037.3
Serbia	12.9	955.9	-943.0
Singapore	600.1	2,298.4	-1,698.3
Somalia	9.0	-	9.0
South Africa	118.7	2,239.4	-2,120.8
Sri Lanka	0.8	473.1	-472.4
State of Palestine	190.9	-	190.9
Sudan	28.4	-	28.4
Switzerland	16,480.6	7,027.3	9,453.3
Syrian	-	47.3	-47.3
Taiwan, Province of China	650.5	1,369.2	-718.7
Tanzania	1,373.3	-	1,373.3
Thailand	0.9	2,390.2	-2,389.4
Tunisia	177.6	14.2	163.4
Turkey	36,080.5	214,517.8	-178,437.3
United Arab Emirates	8,984.0	26,080.6	-17,096.6
United States	16,565.5	75,885.8	-59,320.2
Uruguay	92.7	115.0	-22.3
Viet Nam	160.7	1,425.7	-1,265.0
Yemen	73.9	-	73.9

*Preliminary data.

NATIONAL STATISTICS OFFICE OF GEORGIA

19.03.2020

- Sources:**
-  LEPL Revenue Service of Ministry of Finance of Georgia;
 -  Georgian State Electrosystem, JSC;
 -  Electricity System Commercial Operator, JSC;
 -  Georgian Gas Transportation Company, LTD.

Explanation of symbols:

- Not applicable;
- 0.0 Negligible magnitude;
- * Data are preliminary and subject to revisions;
- ... Data are confidential

Contact person:

Maka Kalandarishvili Tel.: (+995 32) 236 72 10 (300)

E-mail: mkalandarishvili@geostat.ge