



National Statistics Office of Georgia

INFLATION RATE IN GEORGIA

2020

March



03.04.2020

www.geostat.ge

03.04.2020

INFLATION RATE IN GEORGIA MARCH 2020

In March 2020 the Consumer Price Index increased by 0.7 percent compared to the previous month, while the annual inflation rate amounted to 6.1 percent.

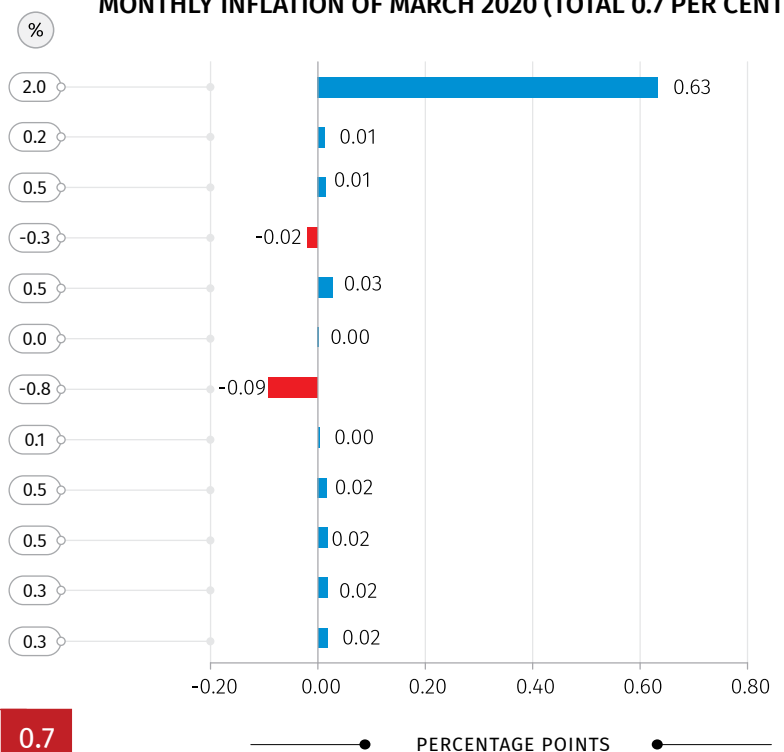
With regard to the annual core inflation¹, the prices increased by 3.7 percent, while the annual core inflation without tobacco² amounted to 3.3 percent.

The following table shows percentage changes in prices for the commodity groups of the consumer basket as well as the relevant contributions to the overall monthly inflation rate.

PERCENTAGE CHANGE MARCH 2020 (OVER FEBRUARY 2020)

Food and non-alcoholic beverages	2.0
Alcoholic beverages and tobacco	0.2
Clothing and footwear	0.5
Housing, water, electricity, gas and other fuels	-0.3
Furnishings, household equipment and maintenance	0.5
Health	0.0
Transport	-0.8
Communication	0.1
Recreation and culture	0.5
Education	0.5
Restaurants and hotels	0.3
Miscellaneous goods and services	0.3

CONTRIBUTIONS* OF THE GROUPS TO THE OVERALL MONTHLY INFLATION OF MARCH 2020 (TOTAL 0.7 PER CENT)



OVERALL INFLATION

0.7

PERCENTAGE POINTS

* Individual contributions may not sum up to the total due to rounding.

¹Core inflation is calculated by excluding the following groups of goods and services from the consumer basket: food and non-alcoholic beverages, energy, regulated tariffs, transport (specific tariffs).

²Core Inflation without tobacco is calculated by excluding the following groups of goods and services from the consumer basket: food and non-alcoholic beverages, tobacco; energy, regulated tariffs, transport (specific tariffs).

NATIONAL STATISTICS OFFICE OF GEORGIA

03.04.2020

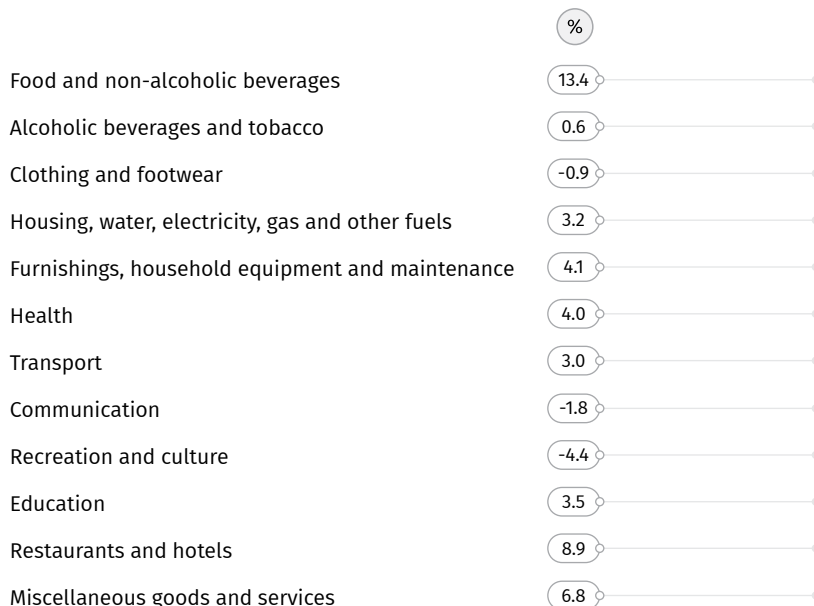
The monthly inflation rate was mainly influenced by price changes for the following groups:

Food and non-alcoholic beverages: the prices in the group increased by 2.0 percent, contributing 0.63 percentage points to the overall monthly inflation rate. Within the group the prices were higher for the following subgroups: vegetables (9.6 percent), fruit and grapes (8.9 percent), sugar, jam, honey, chocolate and confectionery (3.7 percent), oils and fats (2.6 percent), mineral waters, soft drinks, fruit and vegetable juices (2.3 percent), bread and cereals (1.7 percent). In addition, the prices decreased for milk, cheese and eggs (-1.3 percent) and fish (-1.2 percent);

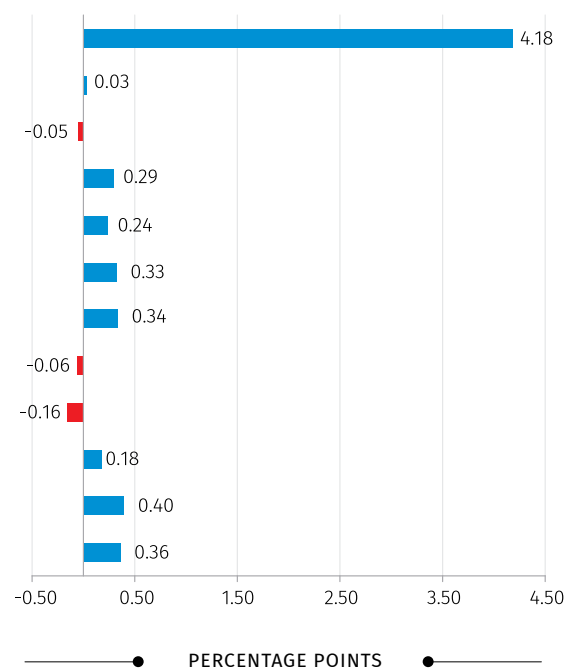
Transport: the prices went down by 0.8 percent, contributing -0.09 percentage points to the overall monthly inflation rate. The prices decreased for transport services (-2.0 percent) and operation of personal transport equipment (-1.4 percent). In addition, the prices increased for purchase of vehicles (8.6 percent).

The following table shows percentage changes in prices for the commodity groups of the consumer basket, as well as the relevant contributions to the overall annual inflation rate in March 2020.

PERCENTAGE CHANGE MARCH 2020
(OVER MARCH 2019)



CONTRIBUTIONS* OF THE GROUPS TO THE OVERALL
ANNUAL INFLATION OF MARCH 2020 (TOTAL 6.1 PER CENT)



OVERALL INFLATION

6.1

* Individual contributions may not sum up to the total due to rounding.

NATIONAL STATISTICS OFFICE OF GEORGIA

03.04.2020

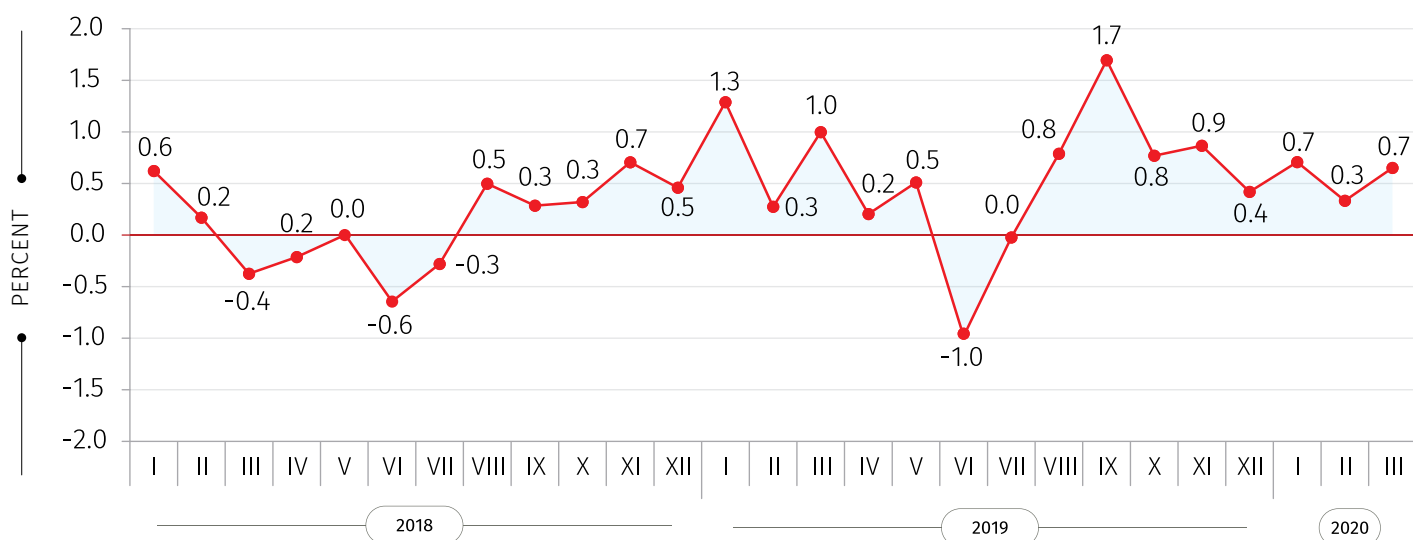
The annual inflation rate was mainly influenced by price changes for the following groups:

Food and non-alcoholic beverages: the prices in the group increased by 13.4 percent, contributing 4.18 percentage points to the overall annual inflation rate. Within the group the prices were higher for the following subgroups: fruit and grapes (29.7 percent), milk, cheese and eggs (18.9 percent), sugar, jam, honey, chocolate and confectionery (14.8 percent), meat (14.7 percent), vegetables (12.5 percent), mineral waters, soft drinks, fruit and vegetable juices (10.2 percent), oils and fats (9.1 percent), fish (8.0 percent), bread and cereals (7.0 percent) and coffee, tea and cocoa (5.4 percent);

Restaurants and hotels: the prices increased by 8.9 percent, with a relevant contribution of 0.4 percentage points to the overall annual CPI growth. The prices increased for catering services (10.3 percent), while prices were lower for accommodation services (-2.1 percent);

Miscellaneous goods and services: the prices went up by 6.8 percent, which resulted in a 0.36 percentage point contribution to the overall annual inflation rate. The prices were higher for the following subgroups: personal effects n.e.c (22.7 percent) and personal care (6.5 percent).

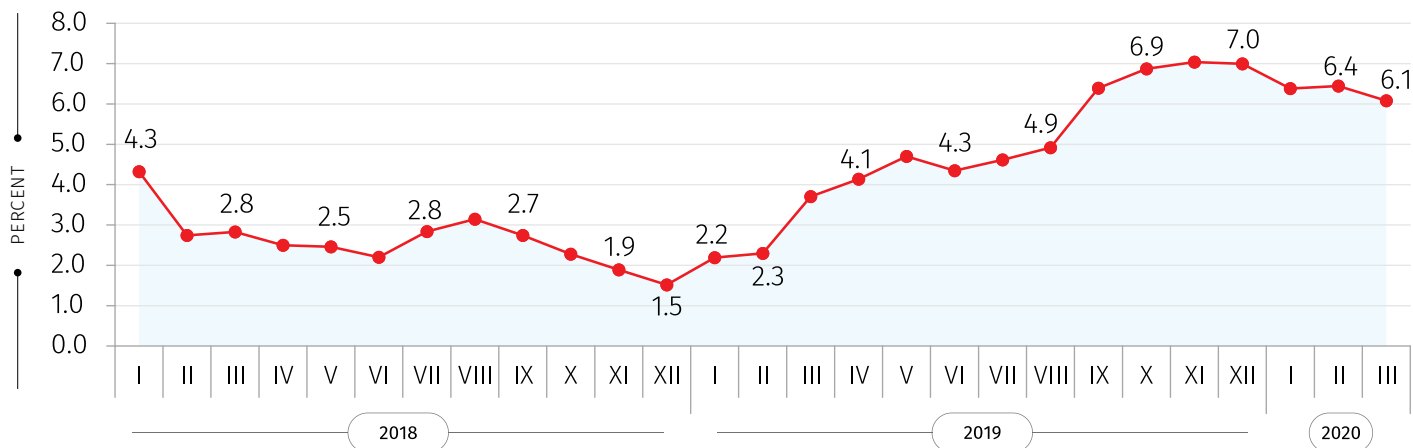
MONTHLY INFLATION



03.04.2020

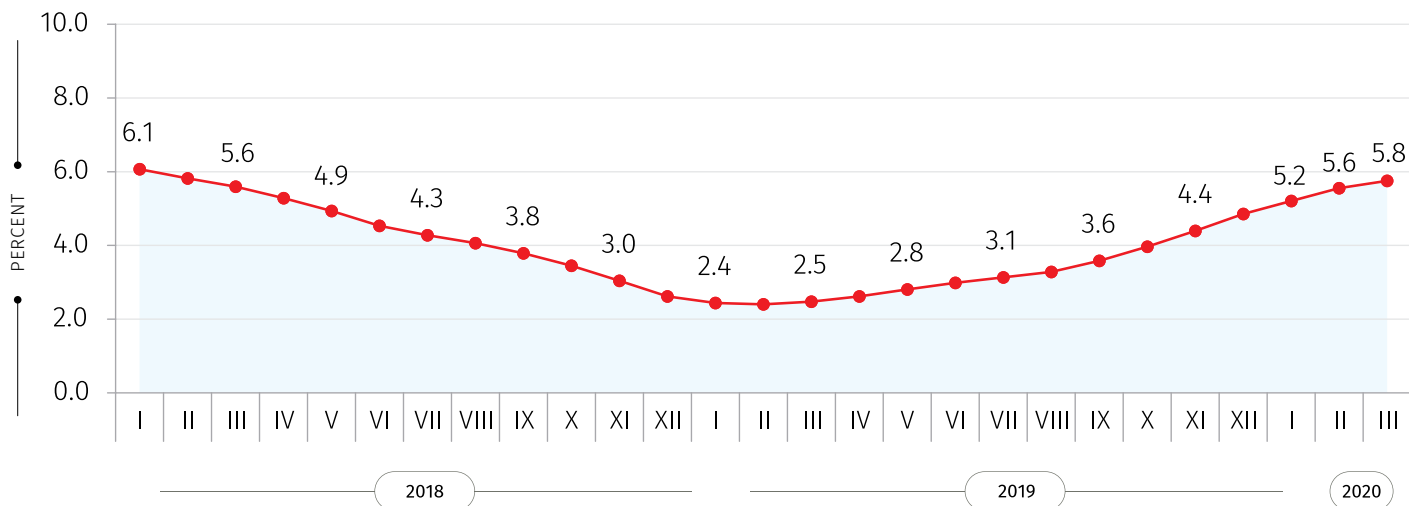
ANNUAL INFLATION RATE IN GEORGIA

(Year-on-Year Change)



AVERAGE INFLATION RATE

(12 month average over the previous 12 month average, percentage change)



CONTACT PERSON

Giorgi Tetrauli

Tel.: (+995 32) 236 72 10 (400)

E-mail: gtetrauli@geostat.ge