



National Statistics Office of Georgia

**INBOUND TOURISM STATISTICS
IN GEORGIA
2020
I Quarter**



15.05.2020

www.geostat.ge

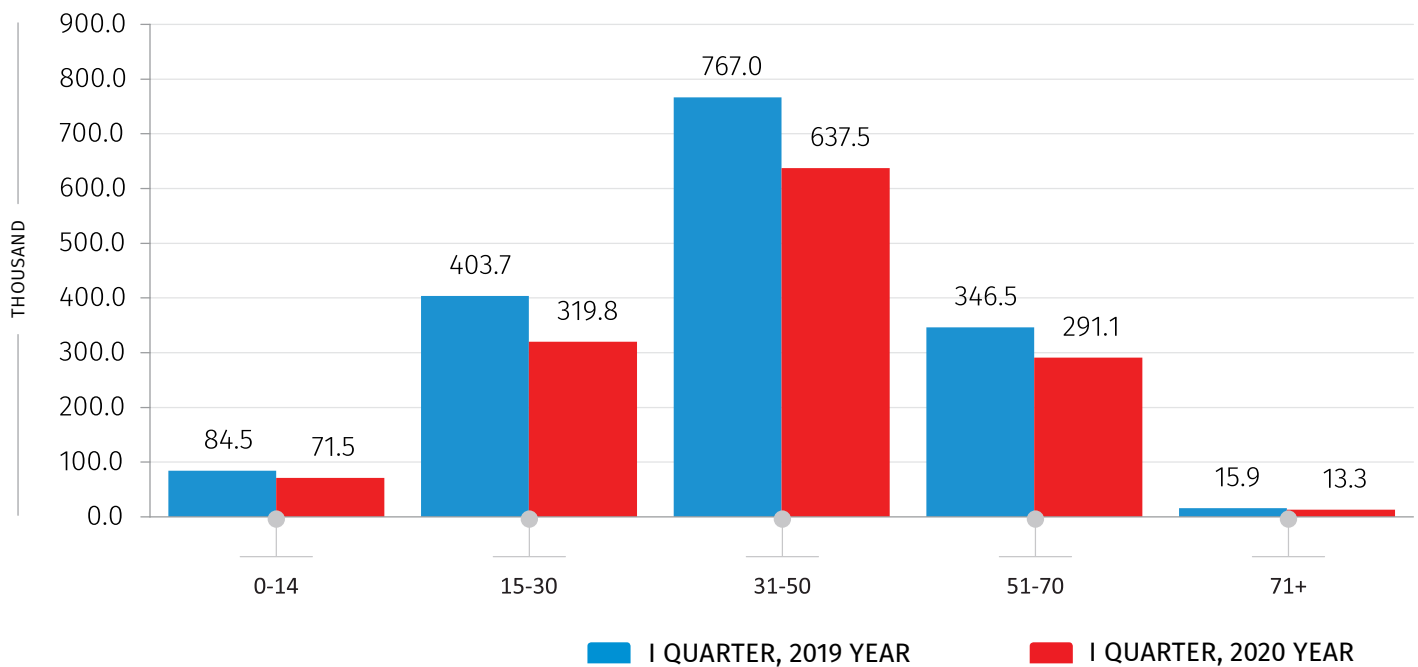
15.05.2020

INBOUND TOURISM STATISTICS
(I QUARTER, 2020 YEAR)

In the I quarter of 2020, the number of arrivals of international non-resident travellers¹ in the territory of Georgia equaled 1.3 million, which is 17.6 percent lower compared to the previous year. Most of the incomes, 47.8 percent, were made by travellers of 31-50 age groups.

CHART №1

DISTRIBUTION OF ARRIVALS OF INTERNATIONAL NON-RESIDENT TRAVELLERS
BY AGE GROUPS IN I QUARTERS OF 2019-2020 YEARS



The number of visits² by international visitors³ from above-mentioned number made up 1.1 million, which is 16.0 percent lower compared to 2019.

¹According to the World Tourism Organization, a **traveller** is someone who moves between different geographic locations, for any purpose and any duration.

²**Visit** is a movement of visitors

³**Visitor** is a traveler aged 15 or above, non-resident of Georgia, took a trip outside his/her usual environment to Georgia for less than a year (except following categories: employment, diplomatic or consular officers accredited to Georgia, Armed Forces servants and their dependants and persons who frequently cross borders).

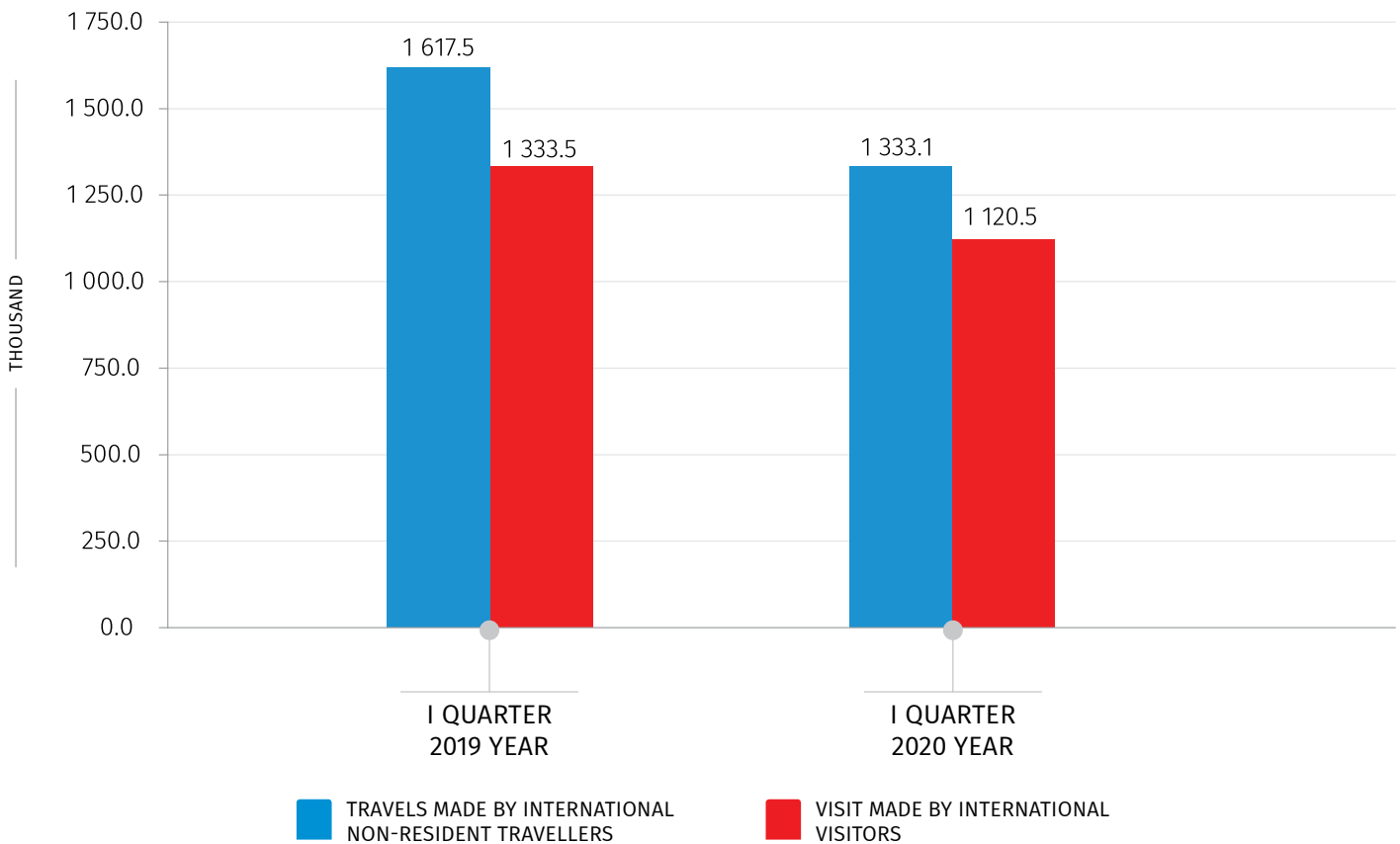
NATIONAL STATISTICS OFFICE OF GEORGIA

15.05.2020

The chart below illustrates the number of travels made by international non-resident travellers and visits made by international visitors in the I quarters of 2019-2020.

CHART №2

NUMBER OF TRAVELS MADE BY INTERNATIONAL NON-RESIDENT TRAVELLERS AND VISITS MADE BY INTERNATIONAL VISITORS IN I QUARTERS OF 2019-2020 YEARS



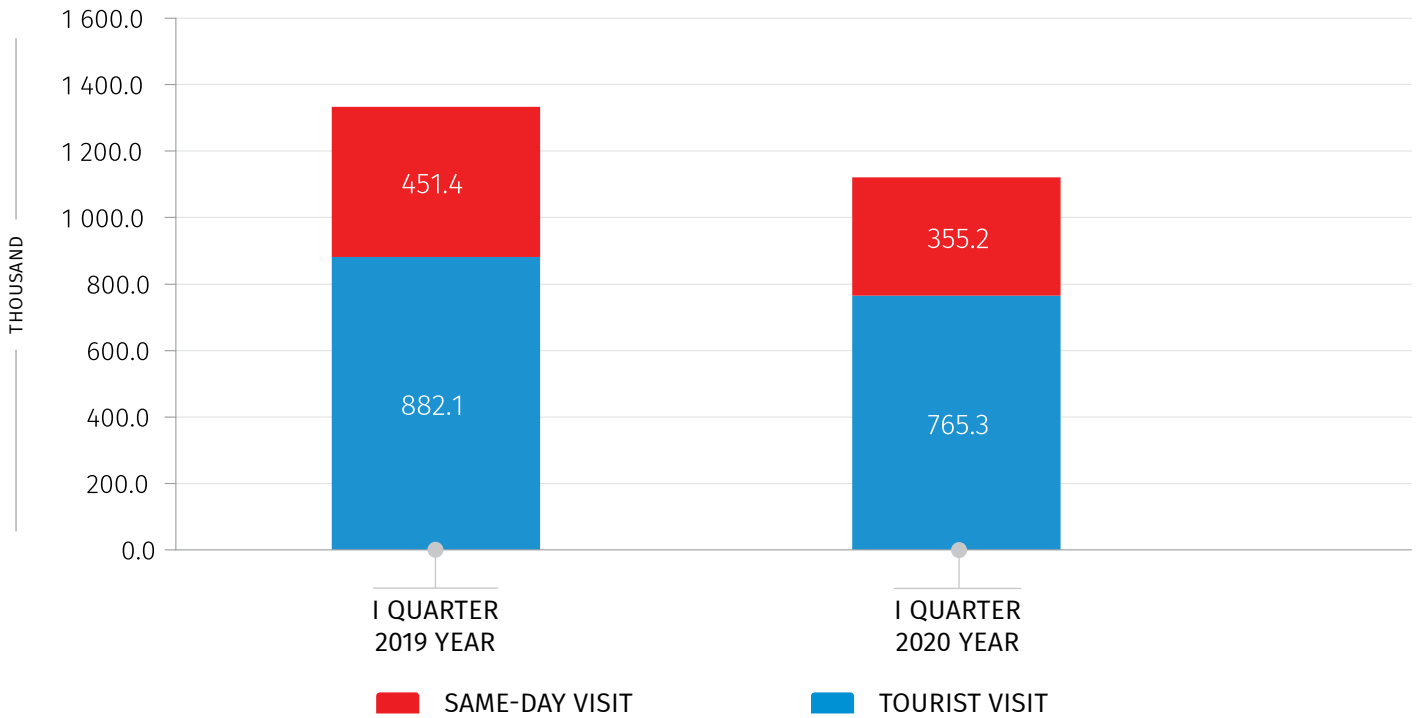
In the I quarter of 2020 the number of international visitors equaled to 883.8 thousand that is 15.2 percent lower compared to the previous year.

International visitors have made 765.3 thousand tourist-type visits, which is 13.2 percent lower compared to the previous year. The chart below shows the distribution of visits made by international visitors by the type of visit.

15.05.2020

CHART №3

**DISTRIBUTION OF VISITS MADE BY INBOUND VISITORS BY THE TYPE OF VISIT
IN I QUARTERS OF 2019-2020 YEARS**



69.1 percent of international visitors were only tourists⁴. The share of excursionists⁵ amounted to 25.0 percent, while 5.9 percent of visitors were both tourists and same-day visitors.

TABLE №1

**DISTRIBUTION OF INBOUND VISITORS BY THE TYPE OF VISITOR
IN I QUARTERS OF 2019-2020 YEARS, THOUSAND**

	I QUARTER, 2019 YEAR	I QUARTER, 2020 YEAR
Only Tourist	705.9	610.3
Only Same-day Visitor	274.1	221.0
Both	62.7	52.5
TOTAL	1 042.8	883.8

⁴ **Tourist** is a visitor whose trip includes an overnight stay in Georgia.

⁵ **Excursionist (same-day visitor)** is a visitor whose trip does not include an overnight stay in Georgia.

NATIONAL STATISTICS OFFICE OF GEORGIA

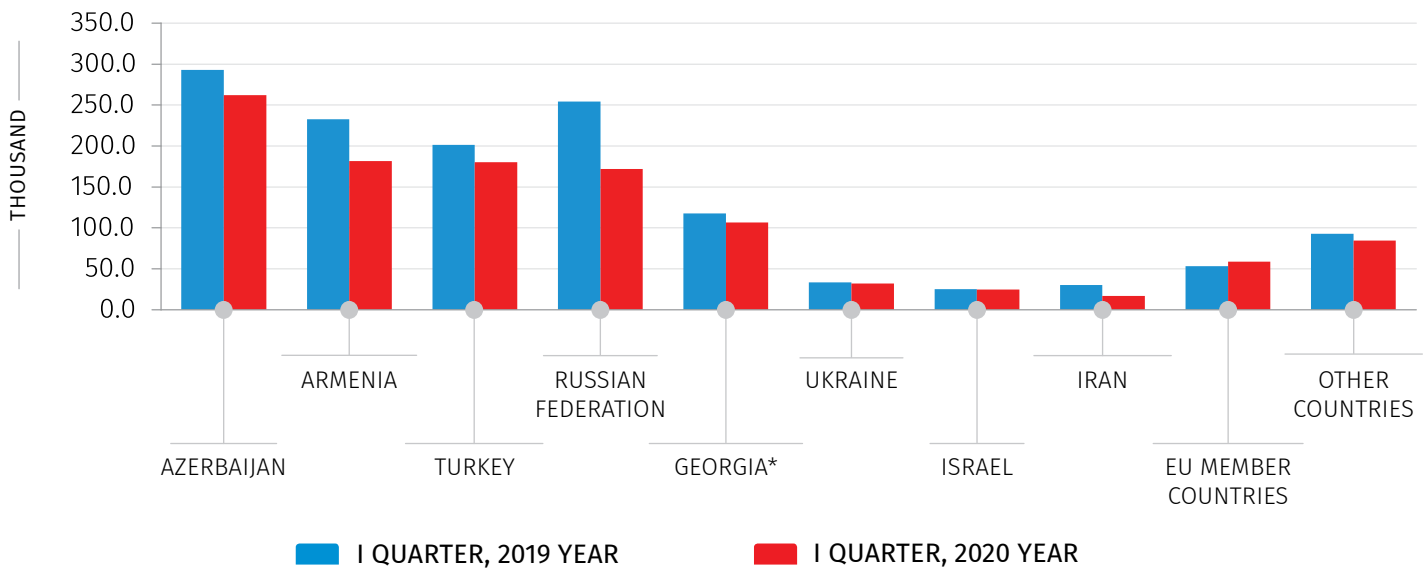
15.05.2020

In I quarter of 2020 the largest number of visitors (197.2 thousand visitors) was from Azerbaijan, which amounts to 22.3 percent of total number of visitors and is 7.3 percent decrease compared to I quarter of 2019.

The largest number of visits (262.2 thousand) comes on the citizens of Azerbaijan, which is 10.5 percent lower compared to I quarter of 2019.

CHART №4

DISTRIBUTION OF VISITS BY THE INBOUND VISITORS' COUNTRY OF CITIZENSHIP IN I QUARTERS OF 2019-2020 YEARS



*Georgian citizens who remain the residents of other country

NATIONAL STATISTICS OFFICE OF GEORGIA

15.05.2020

The majority of visitors (48.7 percent) belonged to the age group of 31-50 years. The number of women equaled to 33.2 percent of the total number of visitors.

CHART №5

**DISTRIBUTION OF INBOUND VISITORS IN GEORGIA
BY THE AGE GROUPS IN I QUARTER, 2020**

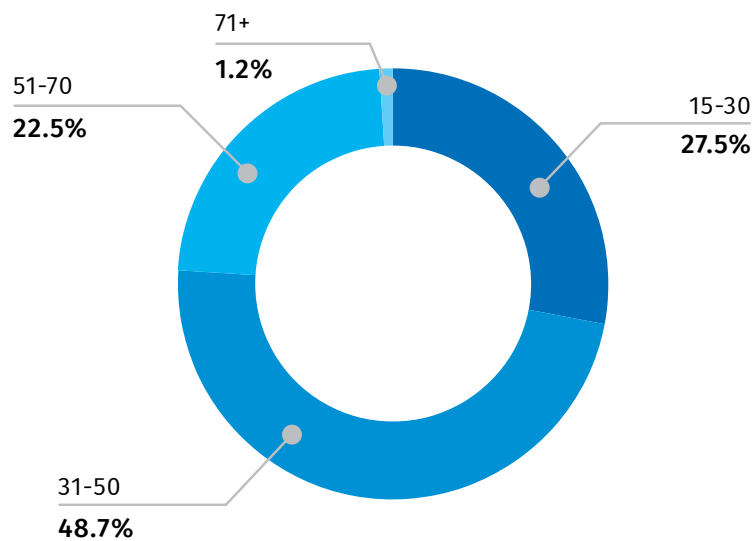


TABLE №2

**DISTRIBUTION OF INBOUND VISITORS IN GEORGIA
BY GENDER IN I QUARTER, 2020, THOUSAND**

	NUMBER OF VISITORS	%
Male	590.6	66.8
Female	293.3	33.2
TOTAL	883.8	100.0

15.05.2020

In I quarter of 2020, the purpose of the majority of visits (31.9 percent) was holiday, leisure and recreation.

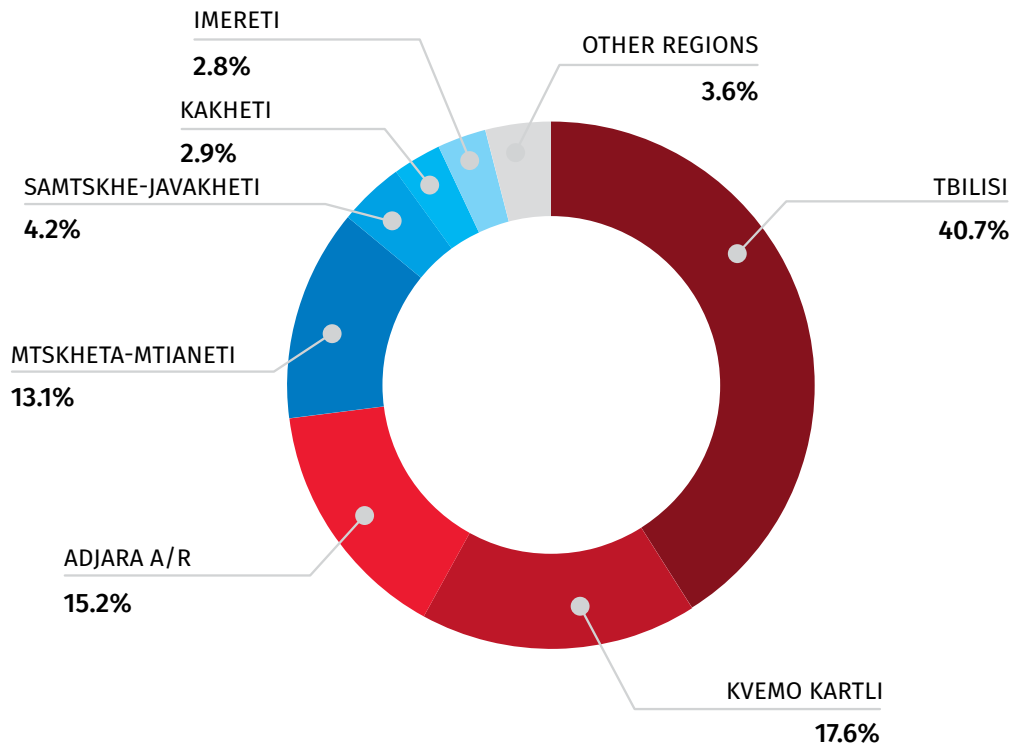
TABLE №3

**DISTRIBUTION OF VISITS MADE BY INBOUND VISITORS
BY THE MAIN PURPOSE OF THE VISIT IN I QUARTER, 2020, THOUSAND**

	NUMBER OF VISITS	%
Holiday, Leisure, Recreation	357.2	31.9
Visiting friends/relatives	270.8	24.2
Transit to other country	185.7	16.6
Business or Professional	147.1	13.1
Shopping	81.2	7.2
Health and Medical Care	28.8	2.6
Other	49.8	4.4
TOTAL	1 120.5	100.0

The majority of visits comes on Tbilisi and Kvemo Kartli, 965.3 thousands and 371.7 thousands accordingly. The chart below illustrates the distribution of visits by the visited regions.

**DISTRIBUTION OF VISITS MADE BY INBOUND VISITORS
BY THE VISITED REGIONS IN I QUARTER, 2020**



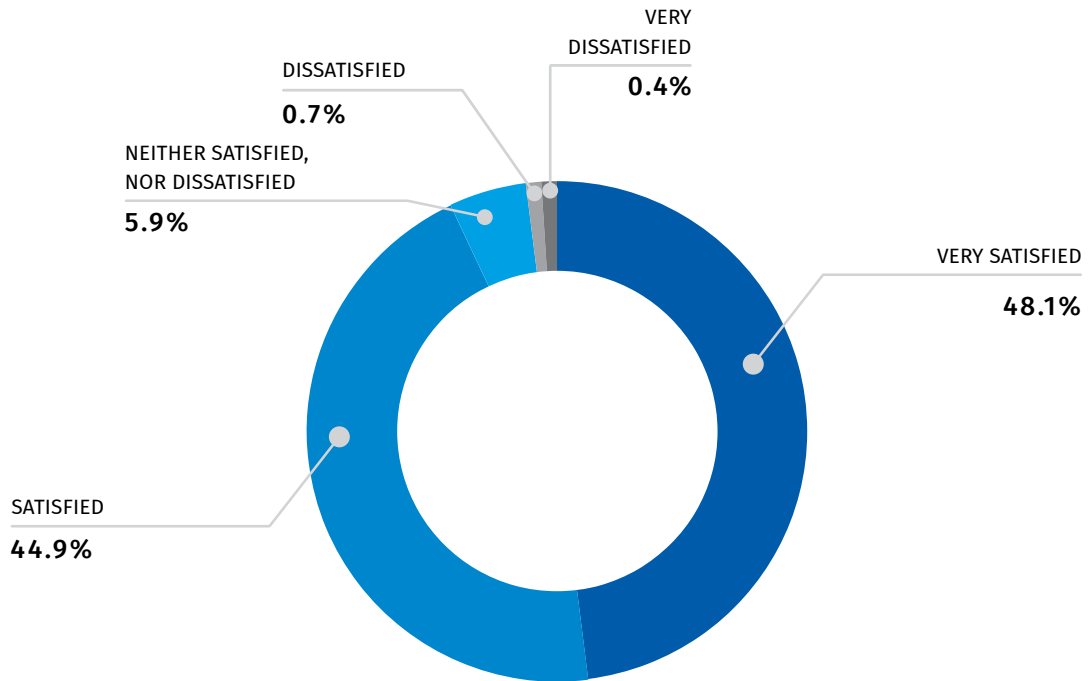
In I quarter of 2020 the average number of nights spent during the visits equaled to 3.4 nights, which is 8.8 percent lower than the figure indicated in I quarter of 2019 (3.7 nights).

83.7 percent of visits was repeating visit. The chart below shows the distribution of visits by the level of satisfaction in I quarter of 2020.

15.05.2020

CHART №7

DISTRIBUTION OF VISITS MADE BY INBOUND VISITORS
BY THE LEVEL OF SATISFACTION IN I QUARTER, 2020



NATIONAL STATISTICS OFFICE OF GEORGIA

15.05.2020

The expenditures during the visits made in I quarter of 2020 equaled to 1.0 billion GEL, which is 12.9 percent decrease compared to the previous year. Average expenditure on the visit increased by 3.7 percent compared to I quarter of 2019 year and amounted to 922.4 GEL.

TABLE №4

DISTRIBUTION OF INBOUND VISITORS' EXPENDITURE BY THE EXPENDITURE CATEGORIES IN I QUARTER, 2020

	EXPENDITURE (MLN. GEL)	%	AVERAGE EXPENDITURE PER VISIT (GEL)
Foods and drinks	331.0	32.0	295.4
Holiday, leisure, recreation, cultural and sporting activities	205.7	19.9	183.6
Shopping	201.3	19.5	179.7
Accommodation	199.9	19.3	178.4
Local transport	74.0	7.2	66.0
Other expenditure	21.6	2.1	19.3
TOTAL EXPENDITURE	1 033.5	100.0	922.4

NOTICE: The discrepancy between the totals and the sum in some cases can be explained by using rounded data.

National Statistics Office of Georgia

CONTACT PERSONS:

David Kupatadze Tel.: 2 36 72 10 (200), E-mail: dkupatadze@geostat.ge

Mariam Kavelashvili Tel.: 2 36 72 10 (020), E-mail: mkavelashvili@geostat.ge