



National Statistics Office of Georgia

AGRICULTURE OF GEORGIA 2020 I QUARTER

(PRELIMINARY DATA ON ANIMAL HUSBANDRY)



20.05.2020

www.geostat.ge

20.05.2020

AGRICULTURE OF GEORGIA

I QUARTER, 2020

(PRELIMINARY DATA ON ANIMAL HUSBANDRY)

According to the preliminary data, at the end of the I quarter of 2020 the number of bovine animals increased by 1.9 percent compared to the I quarter of 2019 and reached 973.5 thousand heads. Of which, the total number of dairy cows and buffaloes increased by 1.5 percent from the same period of the previous year and equaled 461.4 thousand heads.

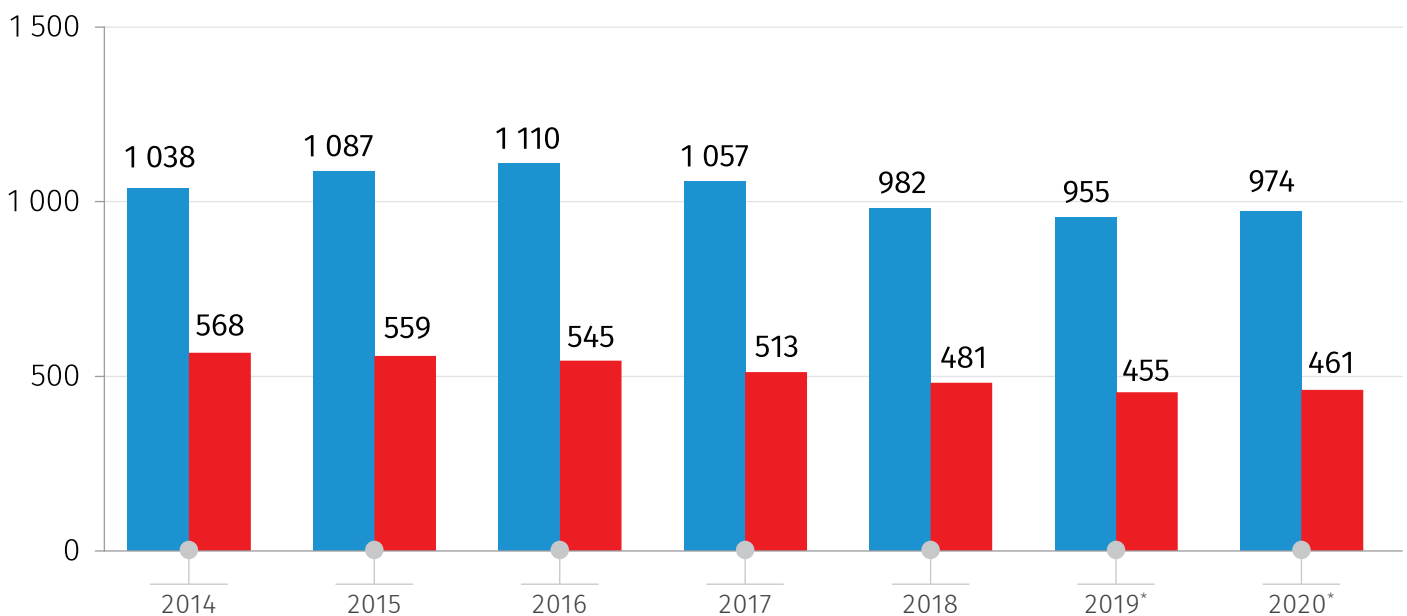
The total number of sheep and goats down by 4.0 percent and year-on-year amounted to 1.1 million heads.

The number of pigs equaled to 168.3 thousand heads which is 3.7 percent less than at the same period of the previous year.

The number of poultry increased by 28.7 percent compared to the same period of the previous year and reached 10.3 million heads.

The charts below present the number of bovine animals, sheep and goats, pigs and poultry by the end of the I quarter of 2014-2020.

NUMBER OF BOVINE ANIMALS BY THE END OF THE I QUARTER OF 2014-2019
(THS. HEADS)



* Preliminary data

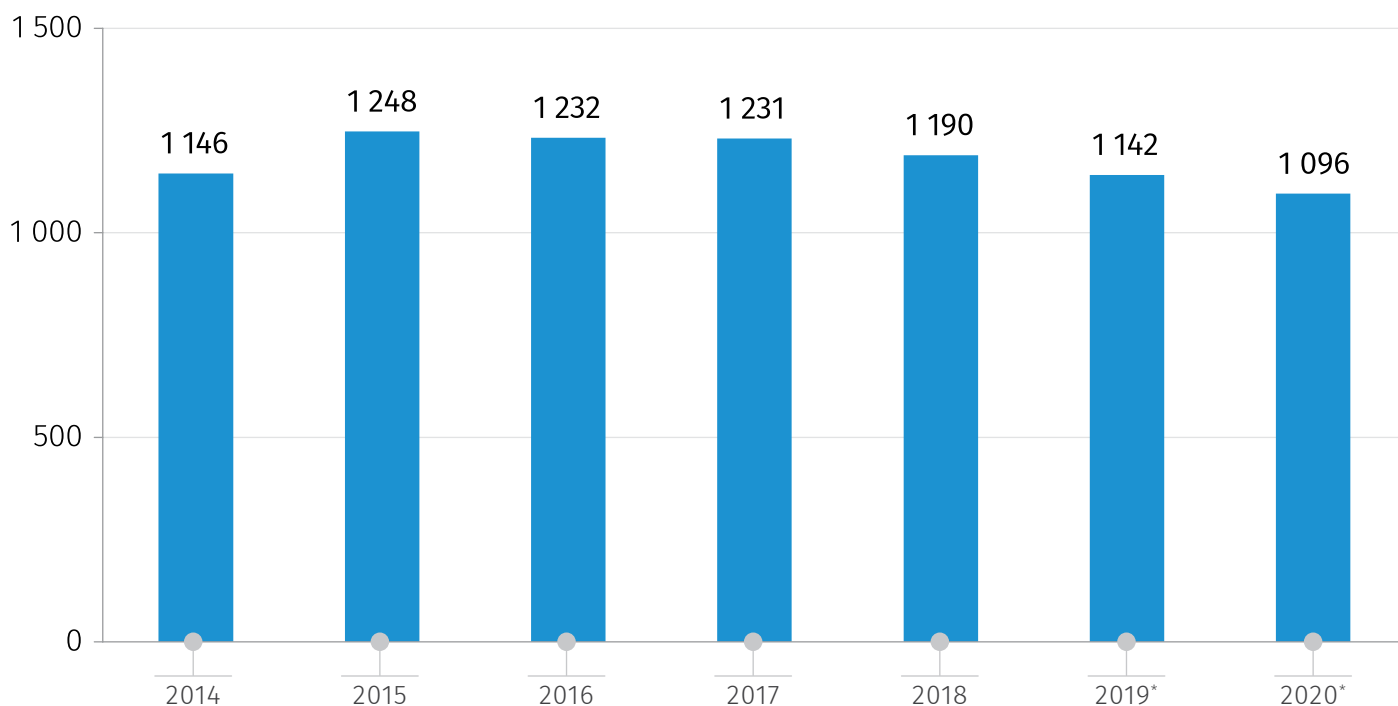
BOVINE ANIMALS

OF WHICH DAIRY COWS AND BUFFALOES

NATIONAL STATISTICS OFFICE OF GEORGIA

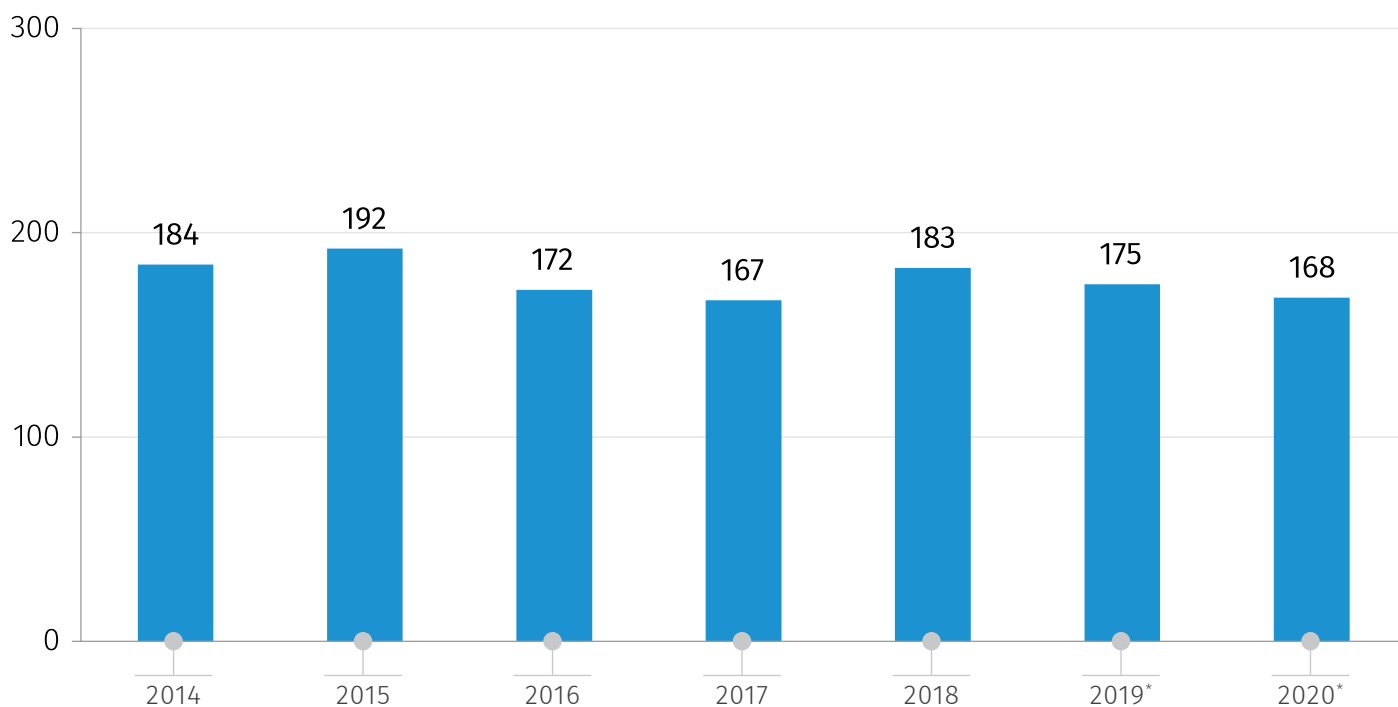
20.05.2020

NUMBER OF SHEEP AND GOATS BY THE END OF THE I QUARTER OF 2014-2020
(THS. HEADS)



* Preliminary data

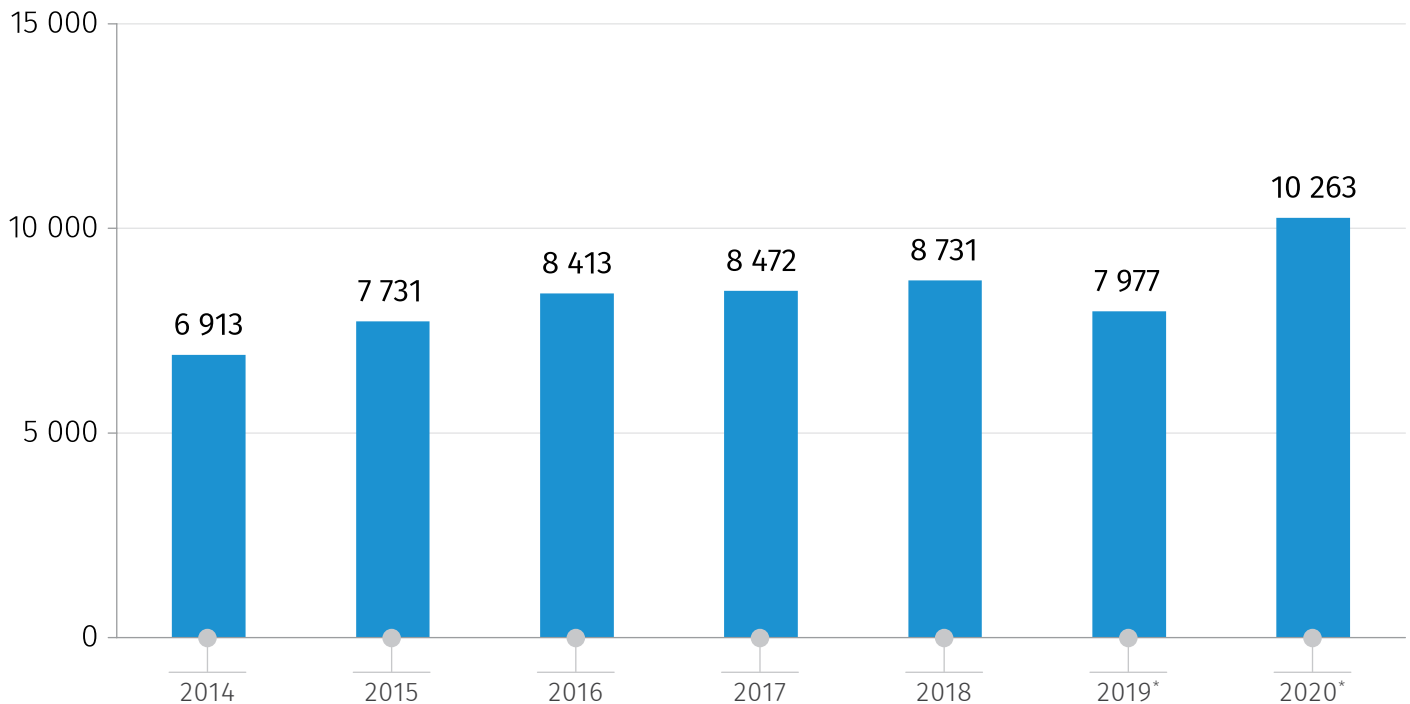
NUMBER OF PIGS BY THE END OF THE I QUARTER OF 2014-2020
(THS. HEADS)



*Preliminary data

20.05.2020

NUMBER OF POULTRY BY THE END OF THE I QUARTER OF 2014-2020
(THS. HEADS)



* Preliminary data

According to the preliminary data, in the I quarter of 2020 milk production increased by 5.0 percent compared to the same period of the previous year and it has reached 107.0 million litres.

Meat production decreased by 0.6 percent from the same period of the previous year and equaled 16.2 thousand tons.

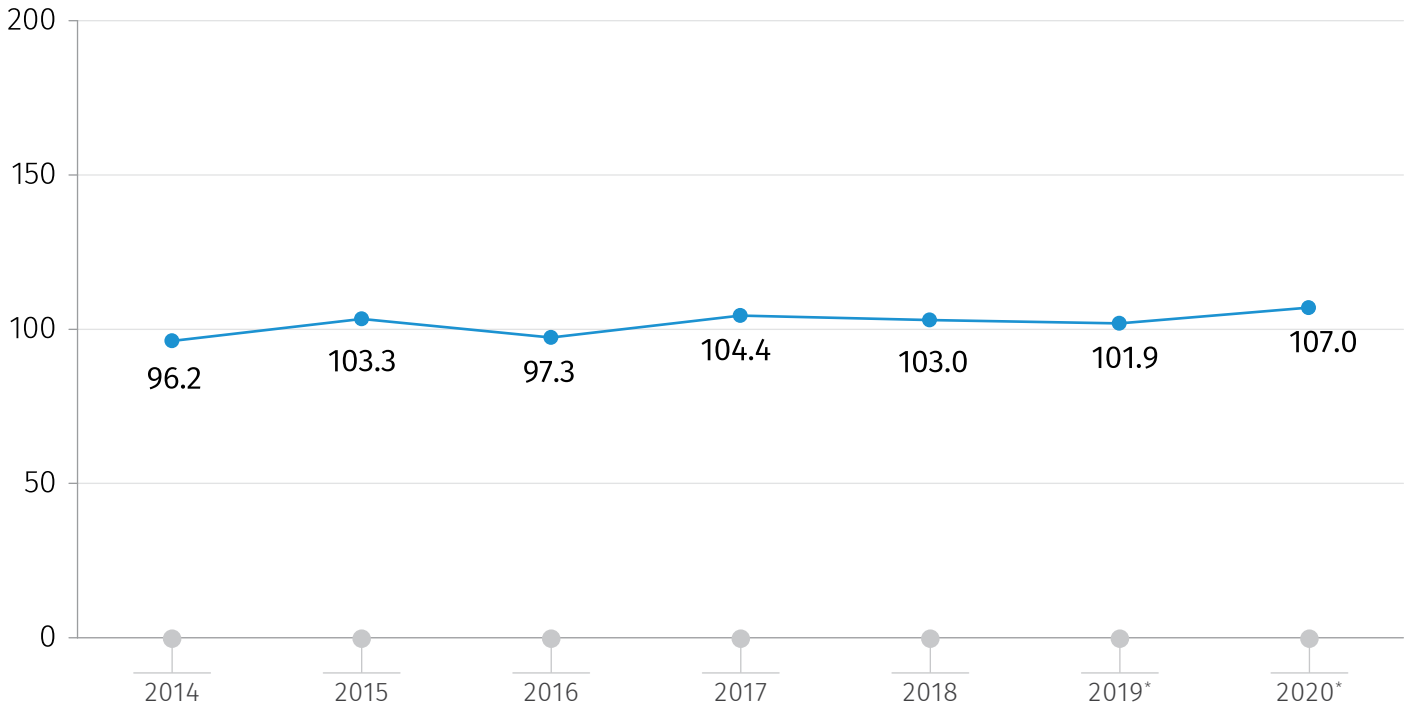
In the I quarter of 2020 egg production amounted to 160.4 million pieces which is 0.6 percent more than in the same period of the previous year.

The diagrams below present the volume of livestock products produced in the I quarter of 2014-2020.

NATIONAL STATISTICS OFFICE OF GEORGIA

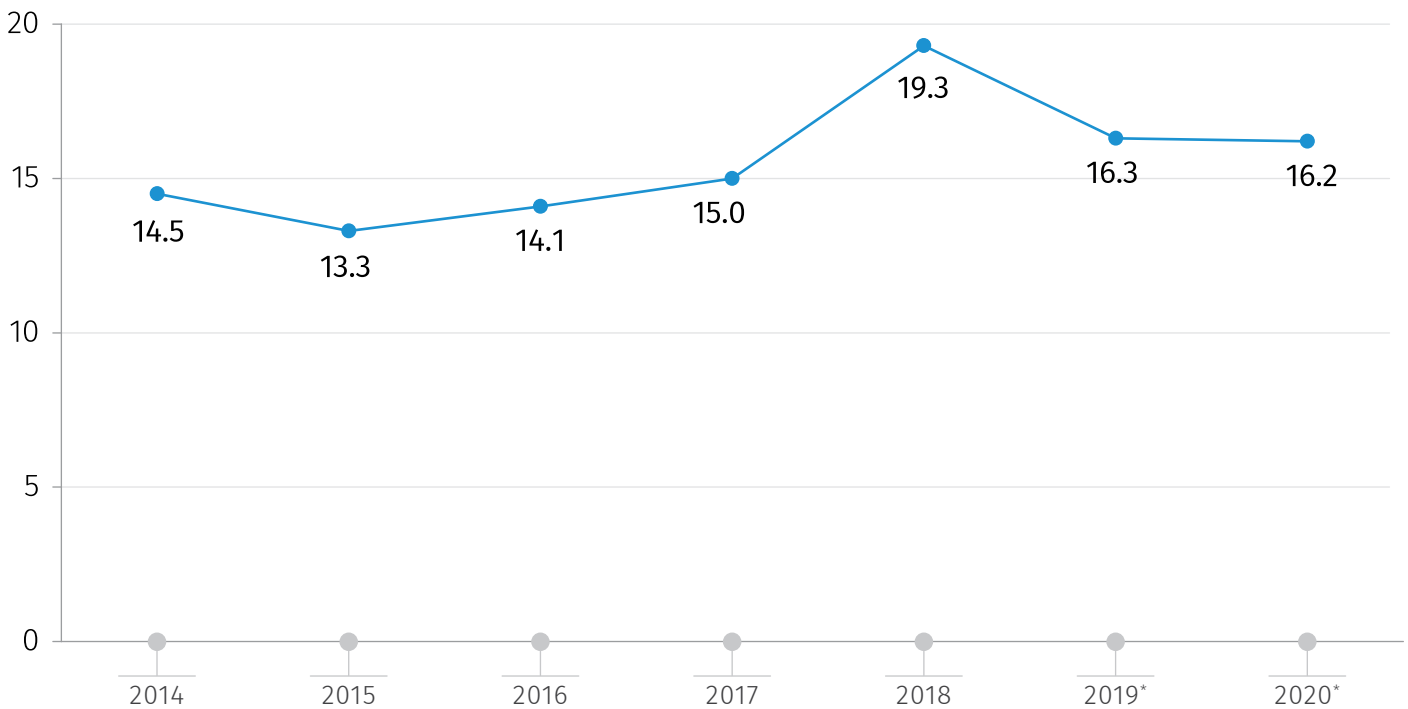
20.05.2020

MILK PRODUCTION IN THE I QUARTER OF 2014-2020 (MILL. LITRES)



* Preliminary data

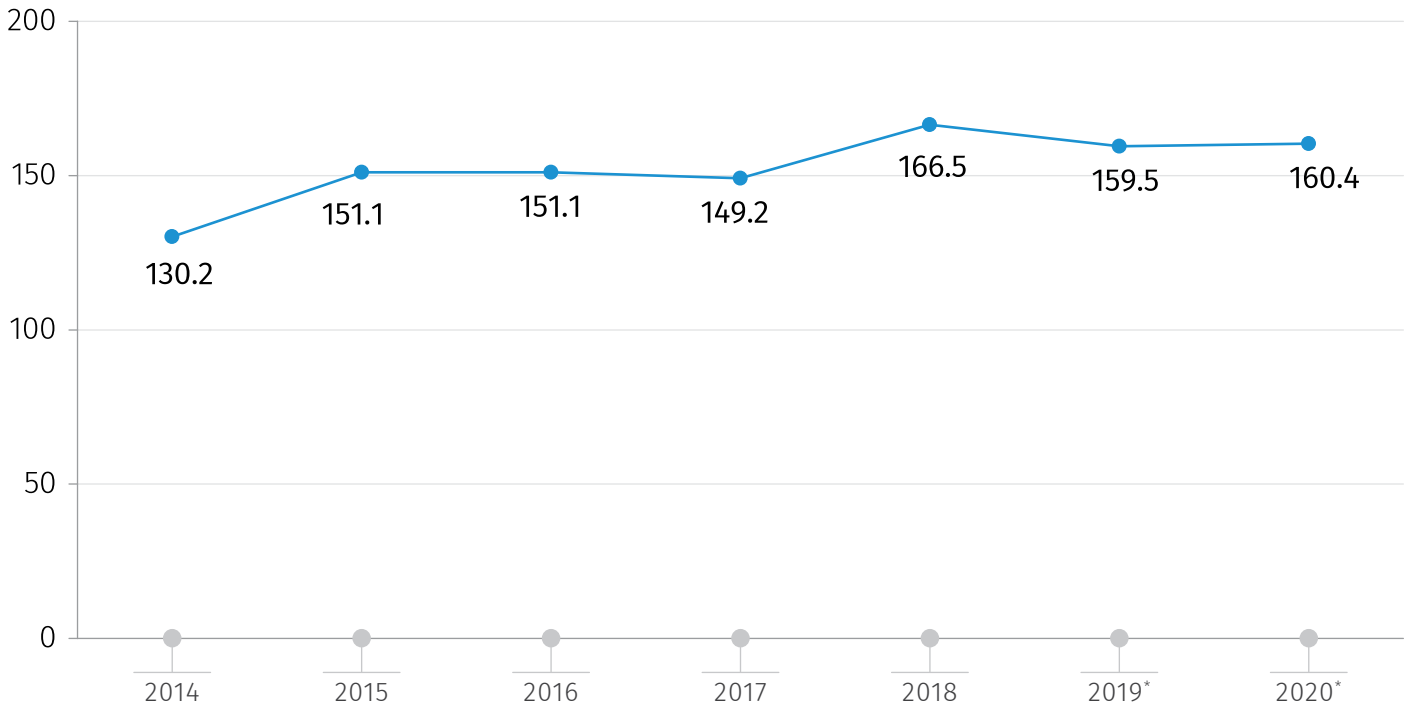
MEAT PRODUCTION IN THE I QUARTER OF 2014-2020 (THS. TONS)



* Preliminary data

20.05.2020

EGG PRODUCTION IN THE I QUARTER OF 2014-2020
(MILL. PIECES)



* Preliminary data

The following tables include data of 2019-2020 on the number of livestock and poultry, their export and import data, as well as production of livestock products in quarterly terms.

NUMBER OF LIVESTOCK AND POULTRY BY THE END OF THE QUARTER IN 2019-2020
(THS. HEADS)

	2019*				2020*
	I Q	II Q	III Q	IV Q	I Q
Bovine Animals	955.4	965.3	902.1	864.1	973.5
Of which dairy cows and buffaloes	454.8	453.1	436.6	425.9	461.4
Pigs	174.8	194.7	225.4	141.7	168.3
Sheep and Goats	1 141.8	1 028.4	813.6	740.8	1 095.6
Poultry	7 977.2	10 414.2	9 148.4	9 079.8	10 263.2

* Preliminary data

NATIONAL STATISTICS OFFICE OF GEORGIA

20.05.2020

EXPORT OF LIVESTOCK AND POULTRY IN 2019-2020 (THS. HEADS)

	2019*				2020*
	I Q	II Q	III Q	IV Q	I Q
Bovine Animals	15.4	21.1	33.4	25.7	16.2
Pigs	-	-	-	-	-
Sheep and Goats	1.2	4.4	84.4	65.2	8.7
Poultry	726.8	1 528.6	1 740.3	1 456.7	1 722.6

* Preliminary data

IMPORT OF LIVESTOCK AND POULTRY IN 2019-2020 (THS. HEADS)

	2019*				2020*
	I Q	II Q	III Q	IV Q	I Q
Bovine Animals	0.7	0.8	0.5	0.8	0.7
Pigs	7.3	5.1	10.2	8.6	7.8
Sheep and Goats	23.7	6.5	1.1	6.0	4.8
Poultry	705.7	492.4	990.0	856.6	1 752.2

* Preliminary data

PRODUCTION OF LIVESTOCK PRODUCTS IN 2019-2020

	2019*				2020*
	I Q	II Q	III Q	IV Q	I Q
Meat (ths. tons)	16.3	15.9	14.5	20.9	16.2
Milk (mln. litres)	101.9	193.0	160.3	91.7	107.0
Eggs (mln. pieces)	159.5	151.1	146.2	148.7	160.4

* Preliminary data

NATIONAL STATISTICS OFFICE OF GEORGIA

20.05.2020

Source: National Statistics Office of Georgia.

Explanation of symbols:

- Not applicable;

Final data of 2019 will be available on June 15, 2020

Final data of 2020 will be available on June 15, 2021

CONTACT PERSON:

George Sanadze, Tel: (+995 32) 2 36 72 10 (500), E-mail: gsanadze@geostat.ge

Mariam Kavelashvili, Tel: (+995 32) 2 36 72 10 (020), E-mail: mkavelashvili@geostat.ge