



National Statistics Office of Georgia

INDICATORS OF THE ECONOMIC ACTIVITY OF THE POPULATION (EMPLOYMENT AND UNEMPLOYMENT)

2020

I Quarter



20.05.2020

www.geostat.ge

20.05.2020

INDICATORS OF THE ECONOMIC ACTIVITY OF THE POPULATION
(EMPLOYMENT AND UNEMPLOYMENT)

I QUARTER, 2020

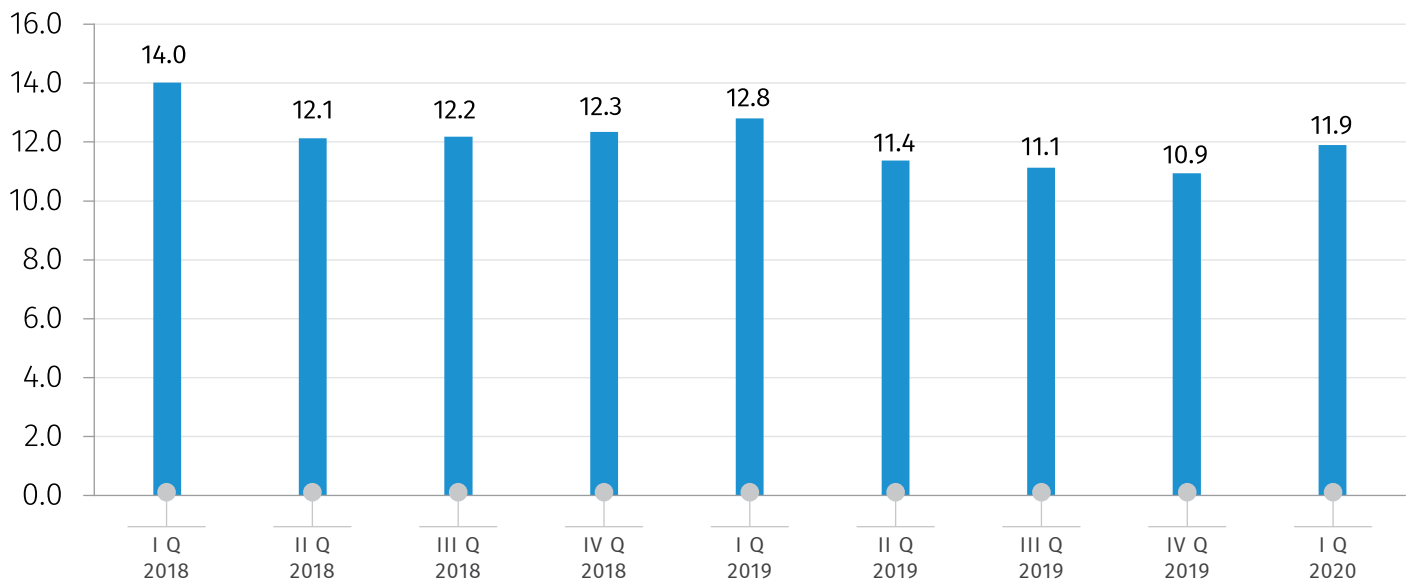
In the I quarter of 2020 the unemployment rate in Georgia decreased by 0.9 percentage point compared to the corresponding period of the previous year and equaled 11.9 percent.

The chart below presents the unemployment rate by quarters of 2018-2020 years.

CHART №1

UNEMPLOYMENT RATE IN GEORGIA

(%)



In the I quarter of 2020 economically active population constituted 62.6 percent of the working age population (population aged 15 and older). In comparison to the same quarter of the previous year, both the economic activity rate and the employment rate decreased by 1.2 and 0.5 percentage point, respectively. In urban settlements, compared to the corresponding period of the previous year, the employment rate was decreased by 0.1 percentage point, while in rural settlements - by 0.9 percentage point. In urban settlements the economic activity rate was decreased by 1.4 percentage point, compared to the corresponding period of the previous year, while in rural settlements - by 0.9 percentage point.

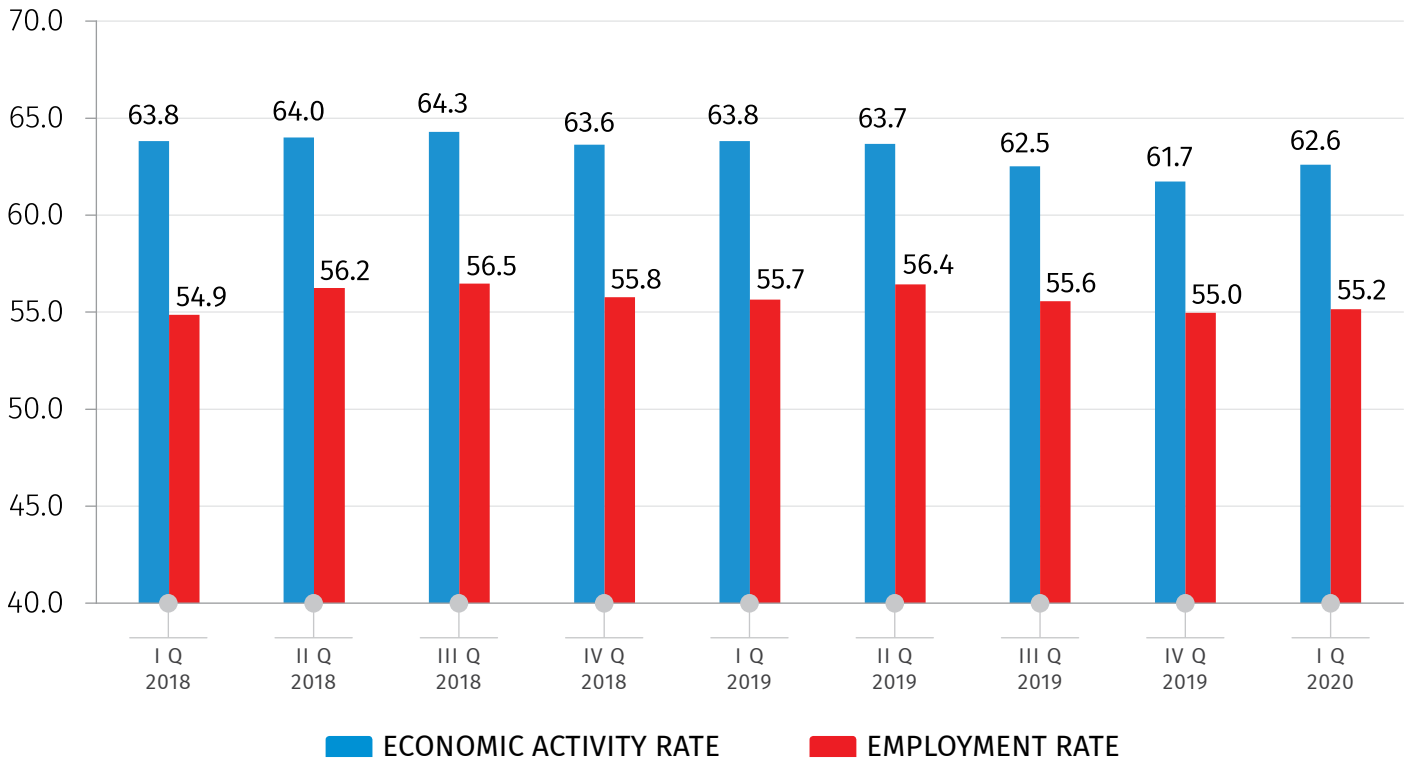
The chart below presents the economic activity and employment rates by quarters of 2018-2020 years.

20.05.2020

CHART №2

ECONOMIC ACTIVITY AND EMPLOYMENT RATES

(%)



In the I quarter of 2020 the share of hired employees was 50.9 percent among employed persons that increased by 0.6 percentage point compared to the corresponding period of the previous year.

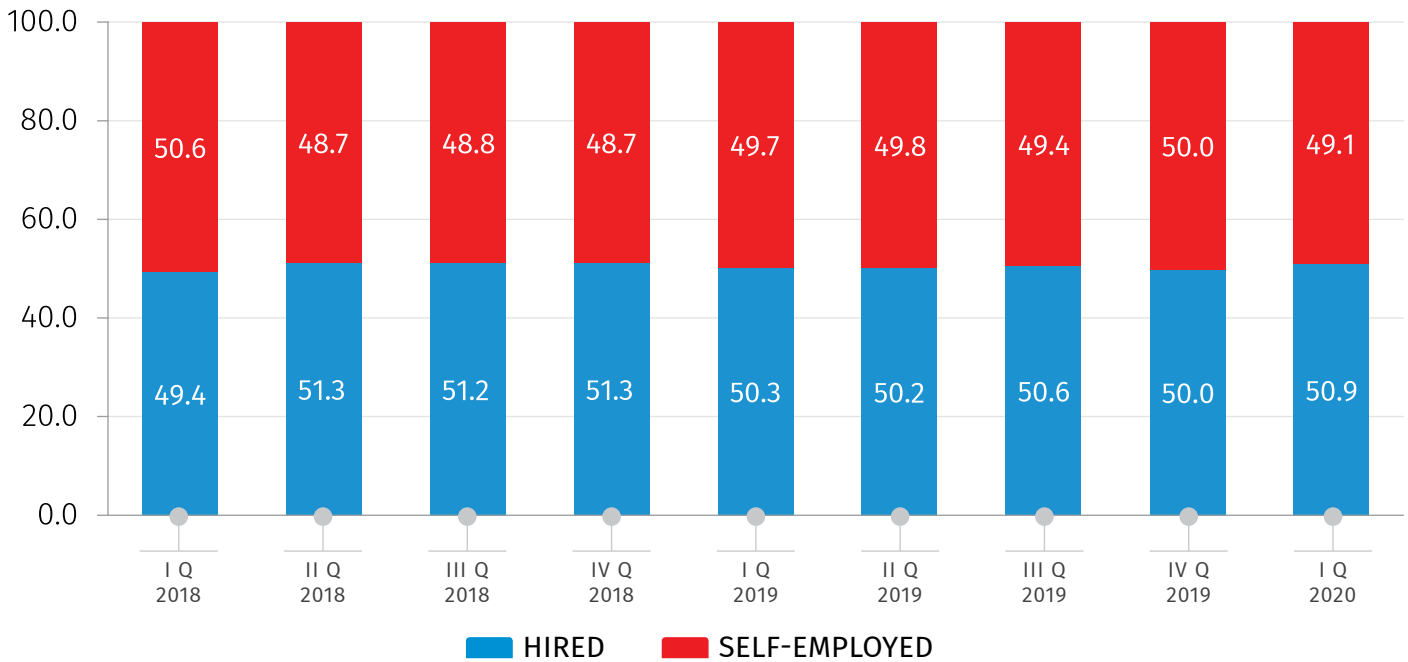
The chart below presents the distribution of employed by status in employment for 2018-2020 years.

20.05.2020

CHART №3

DISTRIBUTION OF EMPLOYED BY STATUS IN EMPLOYMENT

(%)



The unemployment rate is much lower in rural than in urban settlements. In the I quarter of 2020 the unemployment rate in urban settlements was reduced by 1.8 percentage point compared to the corresponding period of the previous year, while in rural settlements increased by 0.1 percentage point.

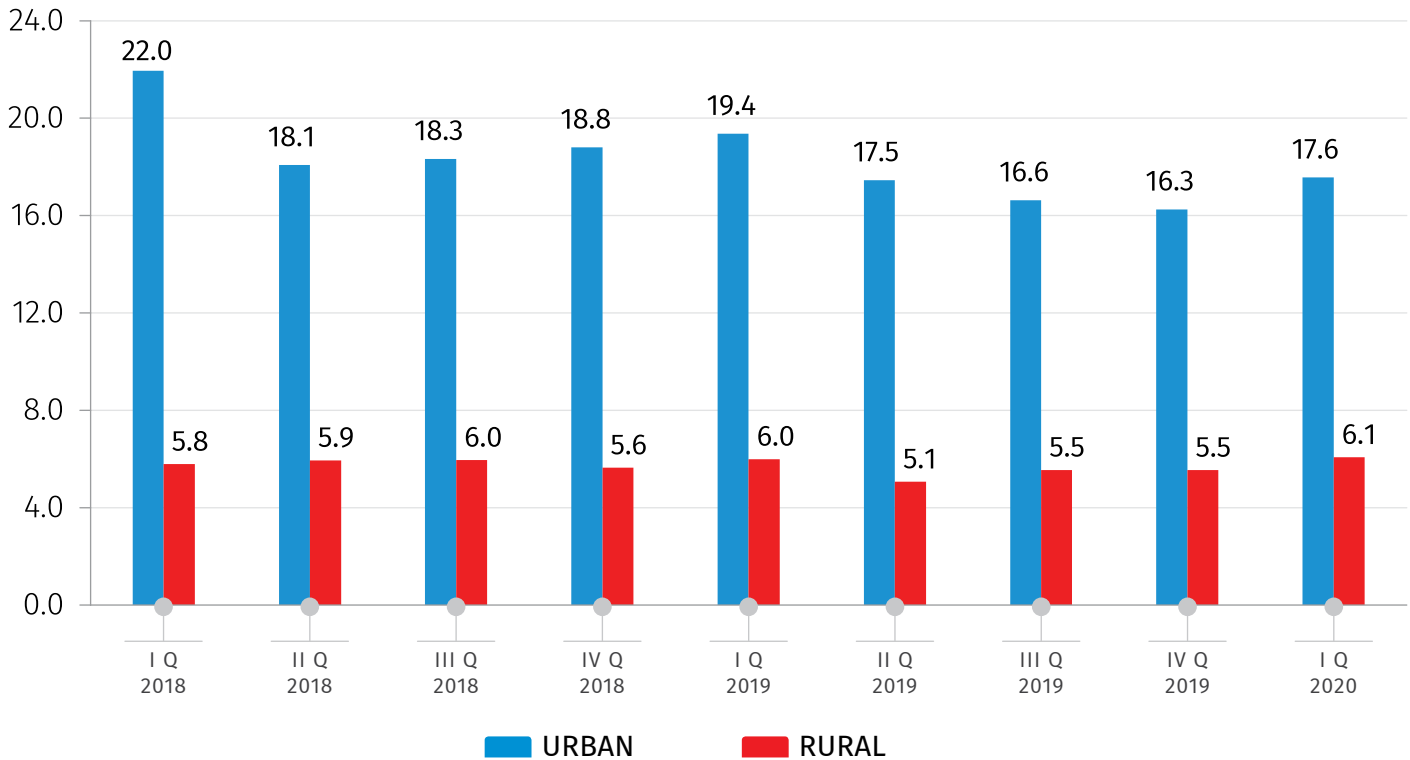
The chart below presents the employment rate by quarters of 2018-2020 years in urban and rural areas.

20.05.2020

CHART №4

UNEMPLOYMENT RATE BY URBAN-RURAL AREAS

(%)



Traditionally, the unemployment rate is higher for men than for women. In the I quarter of 2020, compared to the corresponding period of the previous year this indicator was decreased for women as well as for men by 1.4 and 0.6 percentage point, respectively.

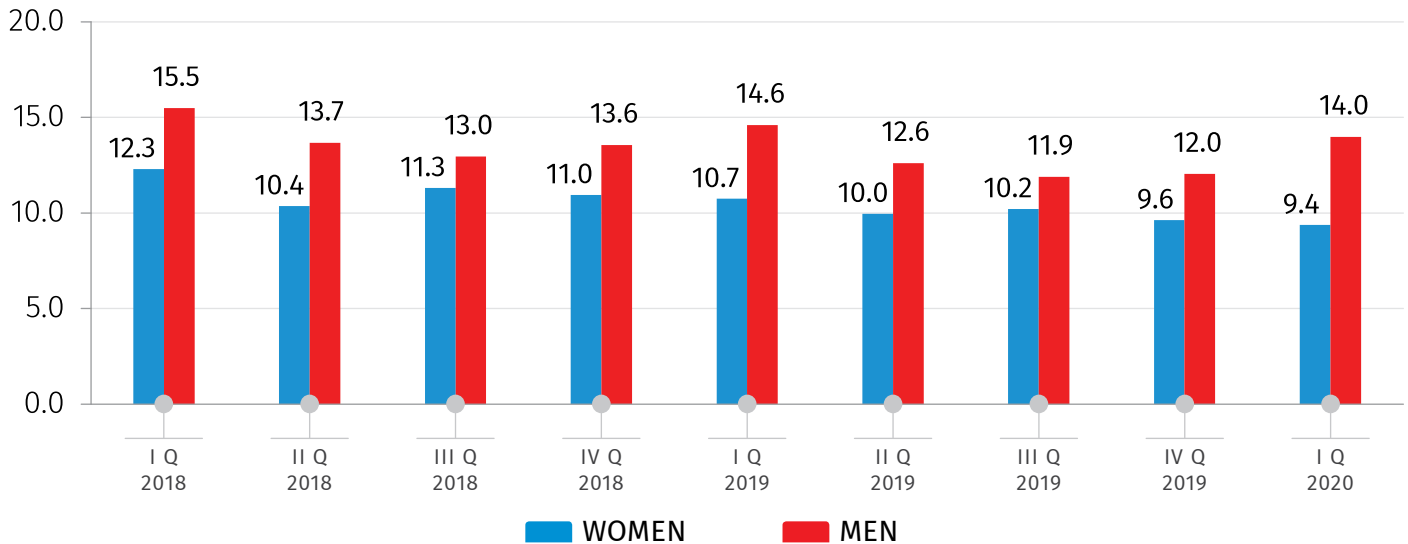
The chart below presents the unemployment rate by sex and quarters of 2018-2020 years.

20.05.2020

CHART №5

UNEMPLOYMENT RATE BY SEX

(%)



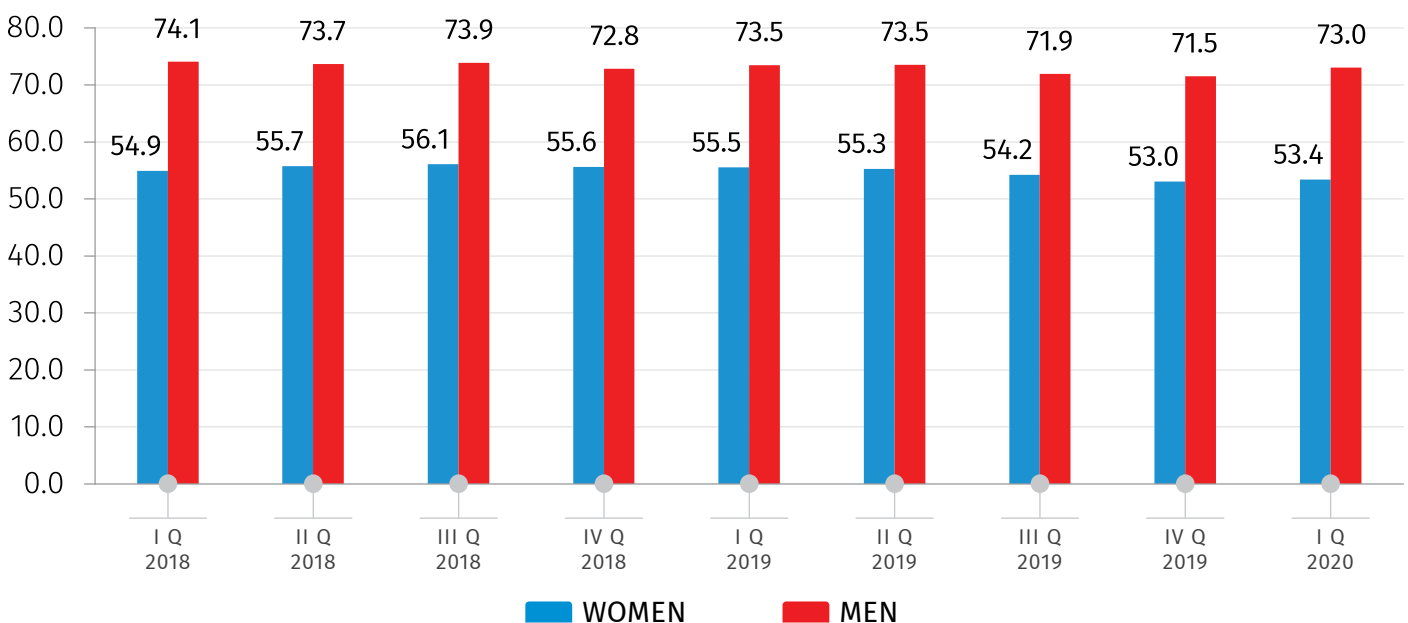
The activity rate is higher for men than for women. In the I quarter of 2020 activity rate for women was 53.4 percent and for men – 73.0. The activity rate for women was decreased by 2.1 and by 0.4 percentage point for men, compared to the corresponding period of the previous year.

The chart below presents the economic activity rate by sex and quarters of 2018-2020 years.

CHART №6

ECONOMIC ACTIVITY RATE BY SEX

(%)



NATIONAL STATISTICS OFFICE OF GEORGIA

20.05.2020

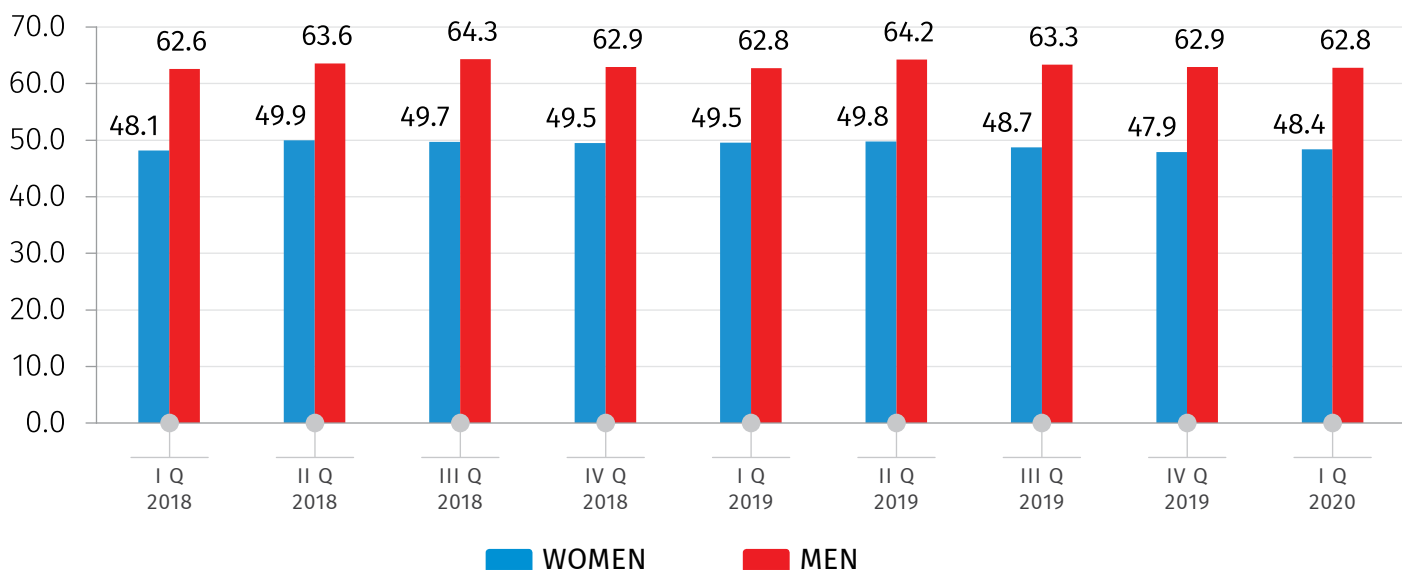
In the I Quarter of 2020 the employment rate for women decreased by 1.2 percentage point compared to the corresponding period of the previous year, while for men it was increased by 0.1 percentage point.

The chart below illustrates the employment rate by sex and quarters of 2018-2020 years.

CHART №7

EMPLOYMENT RATE BY SEX

(%)



CONTACT PERSONS:

Vasil Tsakadze, Tel.: (+995 32) 236 72 10 (600), E-mail: vtsakadze@geostat.ge

Mariam Kavelashvili, Tel.: (+995 32) 236 72 10 (020), E-mail: mkavelashvili@geostat.ge