



National Statistics Office of Georgia

# CULTURE STATISTICS 2019



15.06.2020

[www.geostat.ge](http://www.geostat.ge)

15.06.2020

**CULTURE STATISTICS  
2019**

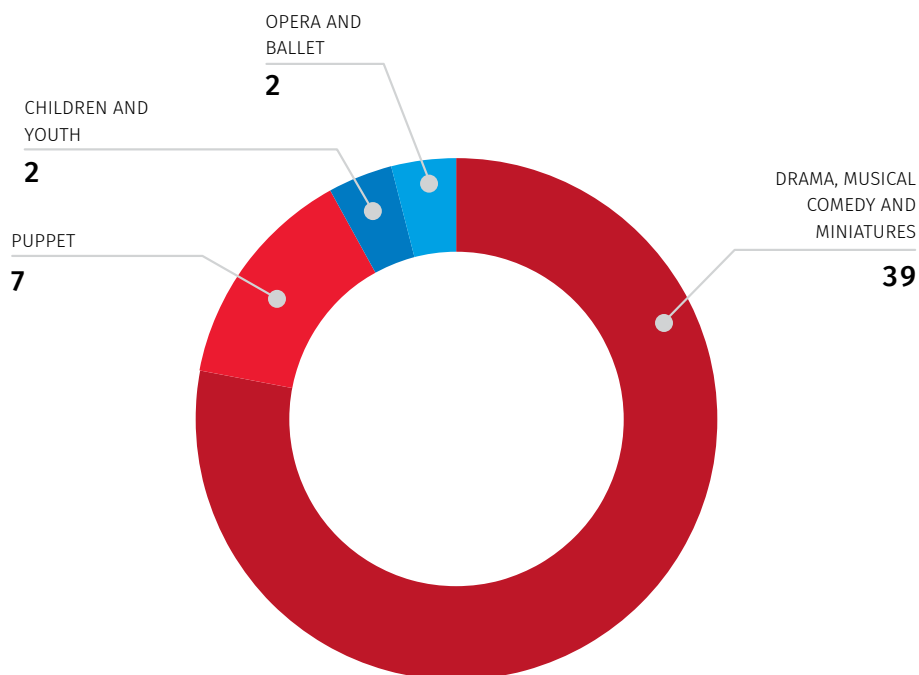
STATISTICAL SURVEY OF THEATRES

In 2019, 50 professional theatres were operated in Georgia, of which 39 were Drama, Musical Comedy and Miniatures, 7 - Puppet, 2 - Children's and Youth and 2 - Opera and Ballet theatres.

The chart below presents the number of professional theatres by theatre type, in 2019.

CHART №1

**NUMBER OF PROFESSIONAL THEATRES BY THEATRE TYPE IN 2019**  
(UNIT)



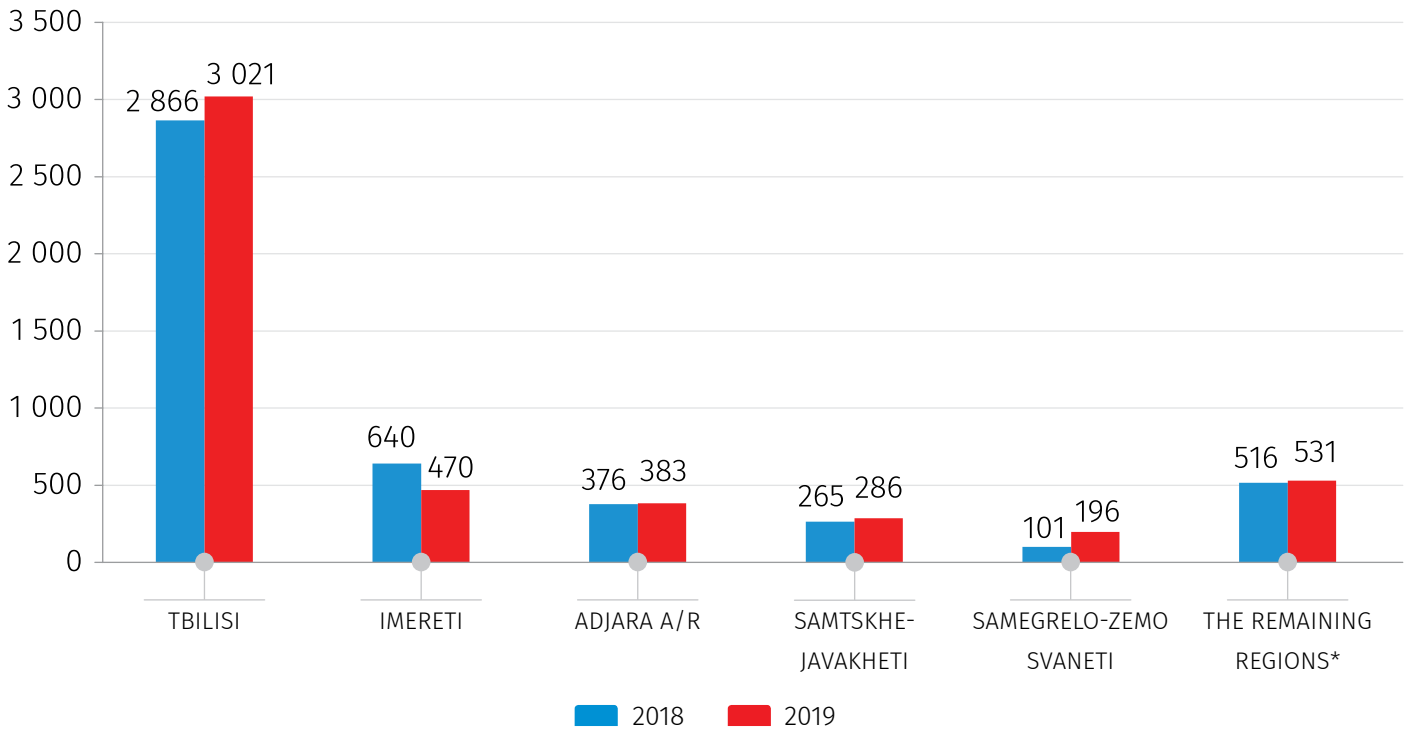
In 2019, the number of performances in Georgia were 4 887, which is 2.6 percent more compare to 2018. 61.8 percent of performances were held in Tbilisi.

The chart below presents the number of performances by regions in 2018-2019.

15.06.2020

CHART №2

NUMBER OF PERFORMANCES BY REGIONS  
(UNIT)



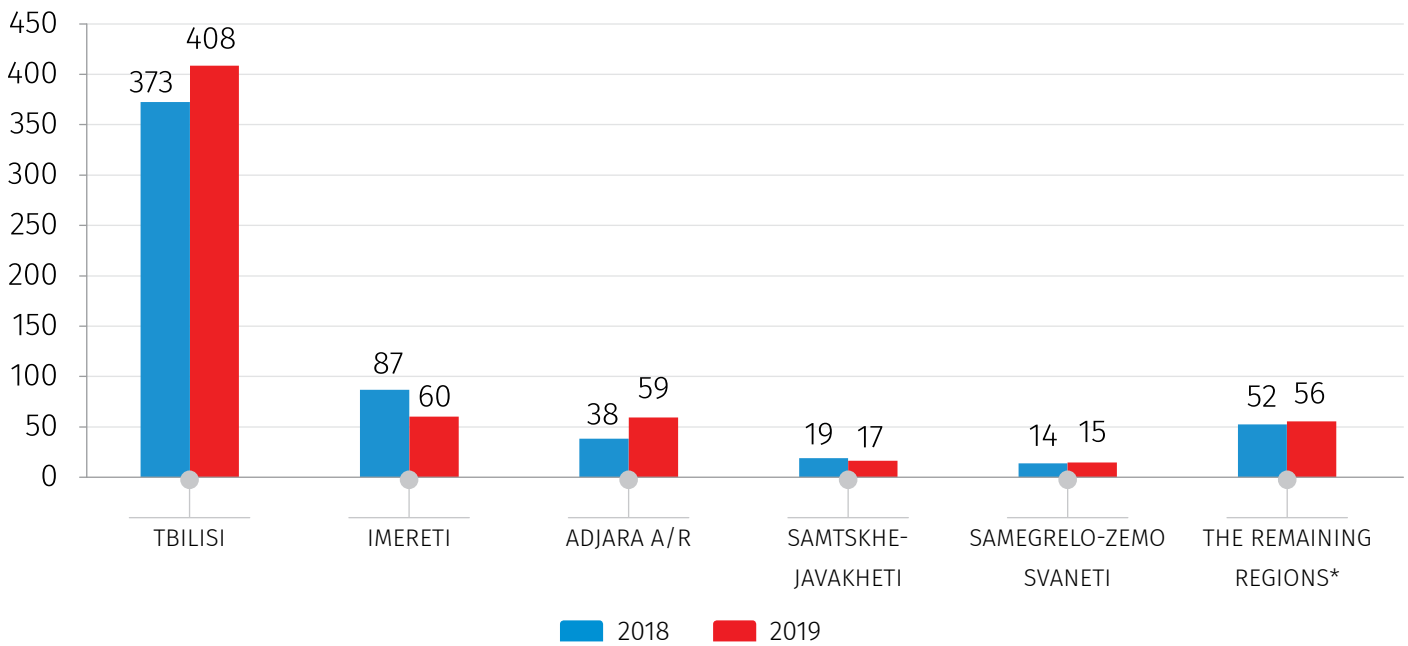
\* Abkhazia A/R, Guria, Kakheti, Kvemo Kartli, Shida Kartli.

The chart below presents the annual attendance by regions in 2018-2019.

15.06.2020

CHART №3

**ANNUAL ATTENDANCE BY REGIONS  
(THOUSAND PERSONS)**



\* Abkhazia A/R, Guria, Kakheti, Kvemo Kartli, Shida Kartli.

15.06.2020

STATISTICAL SURVEY OF MUSEUMS

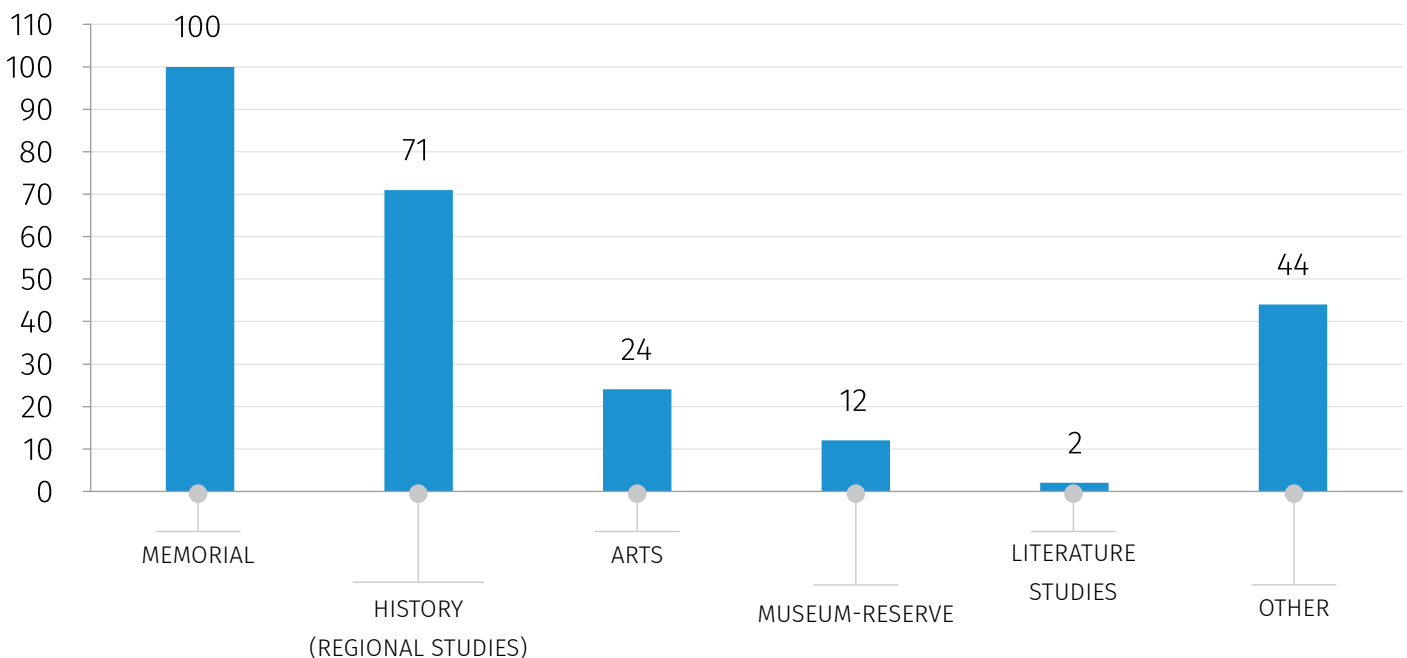
In 2019, 253 museums and museum reserves were operated in Georgia, of which 100 (39.5 percent) were memorial, 71 (28.1 percent) - history (regional studies) and 2 - literature studies.

The chart below presents the number of museums and museum reserves by type in 2019.

CHART №4

**NUMBER OF MUSEUMS AND MUSEUM RESERVES IN 2019**

(UNIT)



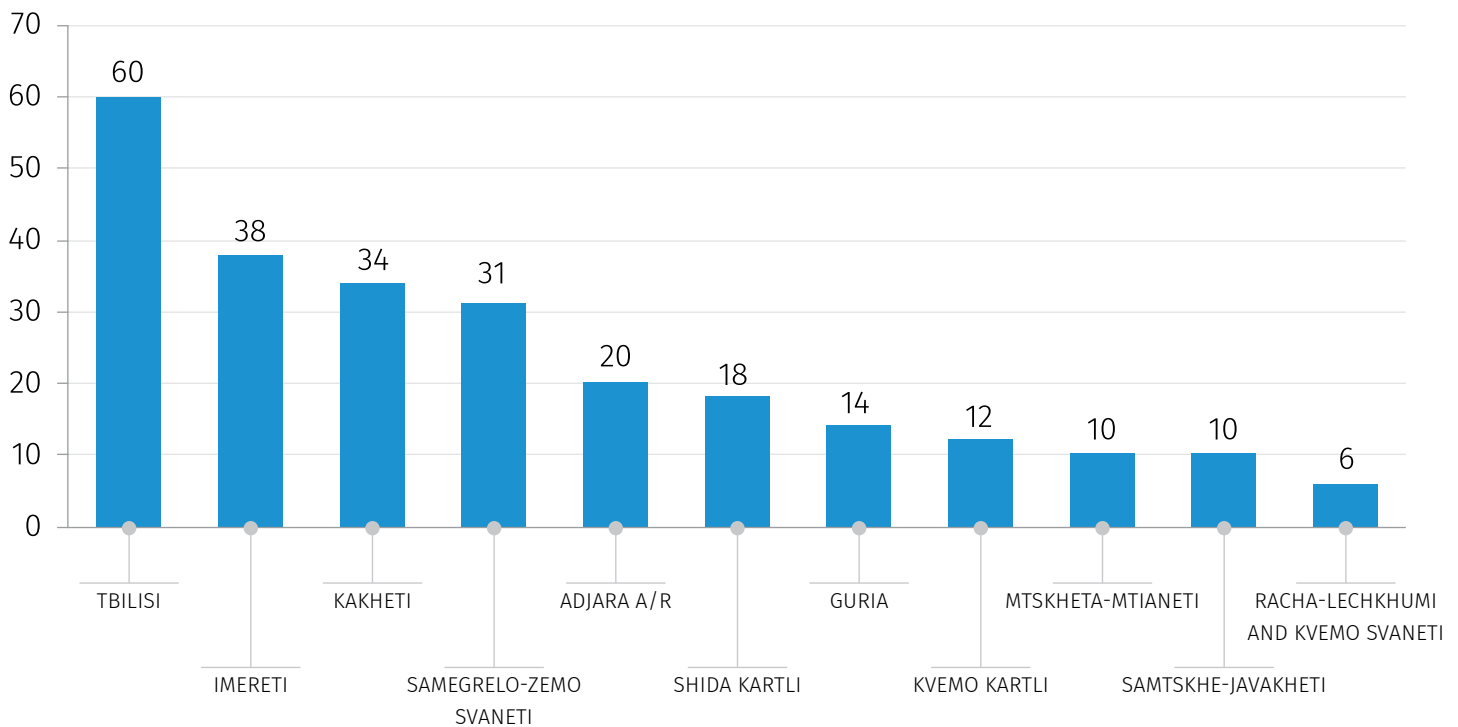
In 2019, 23.7 percent of active museums (60 units) were located in Tbilisi, 15 percent (38 units) - in Imereti and 13.4 percent (34 units) - in Kakheti.

The chart below presents the distribution of museums and museum-reserves by regions in 2019.

15.06.2020

CHART №5

**NUMBER OF MUSEUMS AND MUSEUM-RESERVES BY REGIONS IN 2019**  
(UNIT)



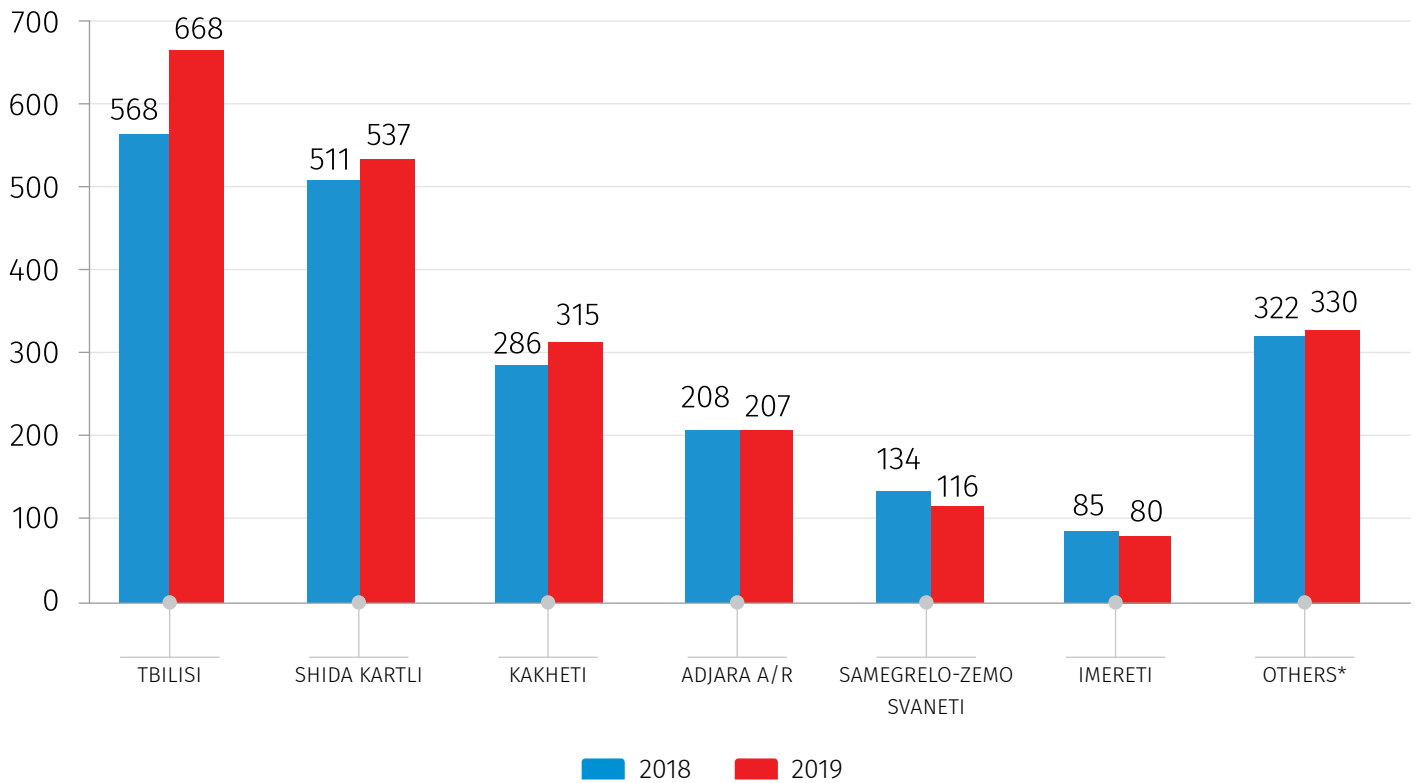
In 2019, annual attendance in museums increased by 6.6 percent compared to 2018 and amounted 2 253.2 thousands. In addition, average attendance per museum equaled to 8 906 persons.

The chart below presents the annual attendance by regions in 2018-2019.

15.06.2020

CHART №6

**ANNUAL ATTENDANCE BY REGIONS**  
(THOUSAND PERSONS)



\*Guria, Mtskheta-Mtianeti, Racha-Lechkhumi and Kvemo Svaneti, Samtskhe-Javakheti, Kvemo Kartli.

In 2019, the number of excursions in museums increased by 7.4 percent and the number of exhibitions decreased by 6.3 percent and amounted 1 074 units.

**CONTACT PERSON:**

Vasil Tsakadze, Tel: (+995 32) 236 72 10 (600)

Fax: (+995 32) 236 72 13

E-mail: [vtsakadze@geostat.ge](mailto:vtsakadze@geostat.ge)